

Hi! We're Miss Alison and Miss Jill. We love teaching Growing Sprouts at Emily Oaks Nature Center.

Here Alison is wearing a lifejacket for a ride in our rowboat on the pond.

And here Jill is wearing a brown Emily Oaks coat, hat, scarf and gloves for playing outside in the winter.

We always wear our backpacks outside at Growing Sprouts because it has our first aid kit, walkie-talkie, and fun things to use for our activities.






Alison's classroom has cabinets along one wall for class supplies. There is a restroom attached to the classroom that the students use. There are tables and chairs with a low height that is a perfect size for preschoolers. We use these tables for science projects, snacks and crafts.



Behind the tables are tall, wooden cubbies. Each child has their own cubby where they can put their backpack, water bottle, coat, etc.
One door leads outside to the trails.
Another door leads outside to the upper deck.

On the other side of the room, there is a carpeted area. Here we like to read stories, play, and track our progress on our daily chart.





Jill's classroom works the same way as Alison's classroom, but things are arranged differently.

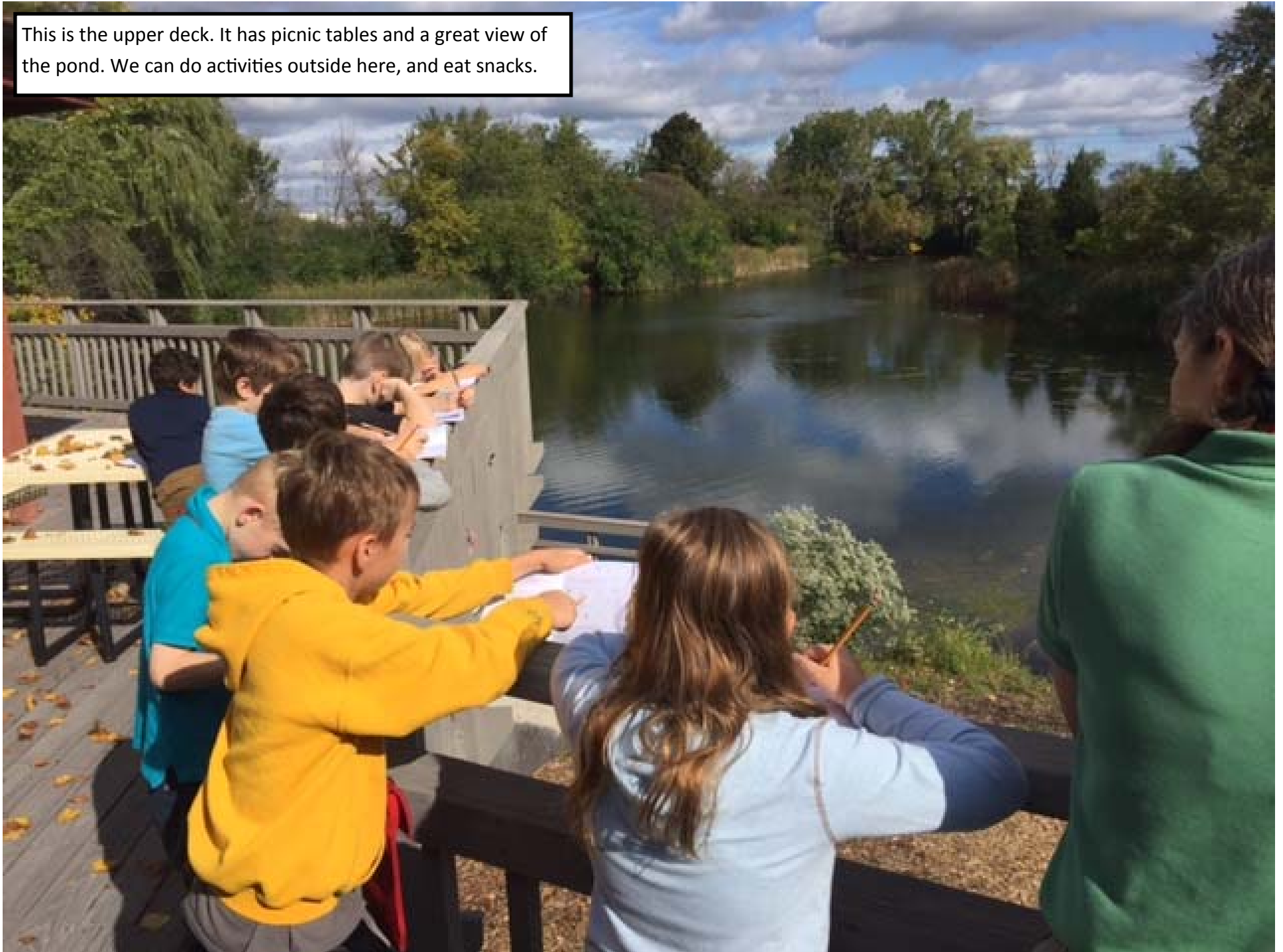
Each student has bins along the walls to store their belongings like a cubby.

We also have a Daily Chart, tables, cabinets, and a door that leads outside. We use a restroom in the hallway.

Each person has a carpet square with their name on it so we always know where to sit.



This is the upper deck. It has picnic tables and a great view of the pond. We can do activities outside here, and eat snacks.





The back (lower) deck has wooden rails at the edge of the pond. We like to look for fish, geese and rocks in the water.



Next to the back deck, we can access the shoreline of the pond. We can dip our boots in the water, dig in the mud, scoop the water, and look for fish and bugs.

We call this place "Grassy Knoll." It is a small hill with wooden benches like a staircase. It is a fun place to run, or gather for an activity.





Some trails at Emily Oaks are wide, paved paths like a black sidewalk. Other trails are narrow, with woodchips or dirt to walk on, with plants all around. We like to play, hike and explore on all the trails!






There are three shelters around the main trail. There are picnic tables under the shelters that we can use for activities, snacks, and crafts. The roof overhead keeps us dry on wet days.





Next to each shelter is a fire circle, with a bench around it. Sometimes we will have a campfire in the middle of the fire circle, but mostly we use the open space and benches for playing.



Grandma
Tree

Behind the building, we gather on the trail by Grandma Tree every morning. She tells us what we will learn about each day. Here Alison is showing the Growing Sprouts a skunk puppet.

Believe it or not, we actually have two Grandma Trees at Emily Oaks that love the Growing Sprouts kids! Maybe you have two grandmas or grandpas in your family. Both of the Grandma Trees leave us letters in our mailboxes.



Grandma
Tree

At the end of the day, we bundle up and get our backpacks ready to go home. We meet our grown-ups at the front gate. A teacher will have the Growing Sprouts binder and checklist ready for the cars. Then we'll say good-bye and see you next time!

