SKOKIE PARK DISTRICT
THE BOARD OF PARK COMMISSIONERS
REGULAR MEETING
November 17, 2026 at 6:30 p.m.

SKOKIE PARK DISTRICT
9300 WEBER PARK PLACE
SKOKIE, IL 60077-4200

REGULAR MEETING OF THE SKOKIE PARK DISTRICT
BOARD OF PARK COMMISSIONERS

Tuesday, November 17, 2026 – 6:30 p.m.
9300 Weber Park Place, Skokie, IL 60077

AGENDA

1. **Open Meeting**
1.1 Call Meeting to Order
1.2 Pledge of Allegiance
1.3 Roll Call
1.4 Approval of Remote Participation, if Requested

2. **Comments from Citizens**

3. **Consent Agenda Approval**
3.1 Approval of Minutes
3.1.a. Public Hearing Referendum In-person Q&A – September 22, 2026
3.1.b. Regular Board Meeting Minutes – October 20, 2026
3.2 Treasurer's Report
3.3 Staff Reports
3.3.a. Parks, Recreation, and Facility Divisions Report
3.3.b. Marketing and Sponsorship Report
3.3.c. Information Technology Report
3.3.d. Community Committee Report

4. **Treasurer's Action Items**
4.1 Tax Levy Process
4.2 Approval of Tax Levy Ordinance #26-007
4.3 Six-month Financial Report

5. **Attorney's Report**

6. **Staff Action Items**
6.1 Camp Report 2026 and Camp Fee Proposal 2027

6.2 Pool Report 2026 and Pool Fee Proposal 2027
6.3 Approval of Credentials for the IAPD Annual Meeting
6.4 Authorization for Business Related Travel for Park Board Commissioners

7. President's Report

7.1 Regular Meeting — Tuesday, December 15, 6:30 p.m.
7.2 January 2027 Regular Meeting Date
7.3 Commissioner Comments

8. Director Comments

8.1.a. Referendum Recap
8.1.b. Reporting Schedule

9. Old Business

10. New Business

11. Adjournment

MINUTES OF THE BOARD OF PARK COMMISSIONERS
PUBLIC HEARING ON REFERENDUM Q&A SESSION
WEBER CENTER
September 22, 2026 - 6:00 P.M.

ATTENDANCE AT MEETING

Board Members Present:

- President, Elsa Fischer
- Commissioner, Courtney Williams

Others Present:

- Executive Director, Michelle Tuft
- Superintendent of Parks, Planning and Facilities Corrie Guynn
- Superintendent of Recreation & Facilities, Breanne Labus
- Assistant Superintendent of Recreation, Mary Amato
- Director of Human Resources, Keli Stonitsch

CALL TO ORDER

President Fischer called the public hearing of the Board of Park Commissioners for a Q&A on the upcoming November 3, 2026. referendum at 6:00 p.m. and led the recitation of the pledge.

INTRODUCTIONS

President Fischer, Executive Director Michelle Tuft, Superintendent of Parks, Planning & Facilities Corrie Guynn Superintendent of Recreation & Facilities, Breanne Labus, Assistant Superintendent of Recreation, Mary Amato, and Director of Human Resources, Keli Stonitsch introduced themselves.

STAFF PRESENTATION

President Fischer, Executive Director Michelle Tuft, and Superintendent of Parks, Planning & Facilities Corrie Guynn presented on the bond referendum and the project details.

PUBLIC QUESTIONS AND COMMENTS

1. Will a fishing area be part of the Channelside plans?
    - Response: Presenters shared fishing is already available at the dock by Dammrich Rowing Center.
2. How has the Skokie Parks District reached out to residents regarding the referendum?
    - Response: Presenters shared that the public was notified through weekly E-news blasts, social media postings, website postings, and lobby banners in facilities. Surveys, community meetings, and focus groups were held to determine what amenities residents wanted.
3. Is it possible to split the Sports Park East project and the Channelside project into two referendums?
    - Response: No, the ballot question deadline has passed.
4. What will staffing be like at Sports Park East?
    - Response: Current staff will take on the management of the building and grounds. An additional full-time maintenance staff member will need to be hired as well as part-time staff.
5. Concerns expressed by residents regarding the location and construction of Channelside and Sports Park East facilities if the referendum passes:
    a) Proximity to Evanston
    b) Mosquito concerns due to proximity to the channel
    c) Community concerts may be held less frequently in neighborhood parks if a larger performance facility is built
    d) Aesthetics of a bandshell
    e) The possibility of vandalism and graffiti
    f) Potential odors of the site from the channel
    g) The building costs will exceed the bond amount
        - Responses:
            - a resident stated that mosquitoes and vandalism are not an existing issue in that area. They stated that more trees and public resources can create a stronger community in the long term.
            - Staff explained that odor from the channel is more prominent on the south end of the park. The active amenities are on the north end where the odor is not prevalent.
6. Pro-referendum resident statements regarding the location of the new parks:
    a) Planting more trees will improve Skokie
    b) Channelside land is available and currently inaccessible for public use. The referendum passing would allow the land to be put to mutually beneficial use.

7. Concerns regarding the ballot measure and taxation:
    a) A resident found the wording of the question on the ballot confusing.
    b) As Skokie Village taxes increase, a resident is concerned about additional increases because of the referendum passing.
        - Reponses:
            - Staff explained that the deadline for the ballot wording has passed.
            - Staff explained that the bond sale will only move forward if a majority of the voters are in favor of the projects.

ADJOURNMENT

President Fischer thanked everyone for attending and providing input, and adjourned the meeting at 7:00 p.m.

X

Elsa Fischer
President

X

Michelle Tuft
Executive Director

Referendum Informational Meeting 9/22/26 6:00 PM

Name	Phone Number
SAM LISEC	[redacted]
Matthew Eadie (media)	
Doug Roewer	
Scott BAGNALL	
Donald MINSKY	
Jeff Strand	
Fabian Perez	
SHELDON WERKHOFF	
Ramona Antonen'	
Mira NEHME	
Ross Mather	
Vesna Zahor	
Ute Richter	
Joe Boka	

Referendum Informational Meeting 9/22/26 6:00 PM

Name	Phone Number
LORI PROSNITZ	[redacted]
Dave Stefan	
Dennis Clark	
Sally + John Arden	
Jack Kratil	

Minutes of the Regular Meeting of the
Skokie Park District Board of Park Commissioners

Tuesday, October 20, 2026 – 6:30 p.m. at 9300 Weber Park Place, Skokie, IL 60077

Attendance at the Meeting

Board Members Present:

President, Elsa Fischer
Vice President, Ezra Jaffe
Commissioner, Susan Aberman
Commissioner, Antonia Kasalo-Terihaj
Commissioner, Courtney Williams

Skokie Park Staff Present:

Executive Director/Secretary, Michelle J. Tuft
Superintendent of Business Services, William Schmidt
Superintendent of Parks, Planning & Facilities, Corrie Guynn
Superintendent of Recreation & Facilities, Breanne Labus
Assistant Superintendent of Recreation, Mary Amato
Executive Administrative Assistant, Maeve Creagan

Open Meeting

President Fischer called the regular meeting of the Board of Park Commissioners to order at 6:30 p.m. and called for the recitation of the Pledge of Allegiance followed by a roll call of the board.

Comments from Citizens

No Citizen comments.

Consent Agenda Approval

President Fischer invited the board to suggest changes or remove items from the Consent Agenda. After no request, a motion was made and seconded to approve the Consent Agenda, including:

a. Meeting Minutes of the: Shawnee Public Hearing, Lockwood Public Hearing Minutes, Regular Meeting Minutes, Public Hearing Referendum In-person Q&A
b. October 2026 bills payable
c. Treasurer's Report
d. Staff Reports: Parks, Recreation and Facilities, Marketing and Sponsorship, Information Technology, Community Committees, and NRPA Conference Reports

Result: A motion was made and seconded to approve the Consent Agenda. All Commissioners voted aye; motion carried.

Treasurer's Action Items

1. **Approval of Ordinance #26-006 Limited Tax Bonds:**
   Raphaliata McKenzie of Speer Financial presented the results of the district's bond sale. Four bids were received, and First Secure National Community Bank submitted the lowest bid at 3.66%.
   - The final principal amount was adjusted to $2,857,800. Proceeds will be used at closing to pay approximately $2.3 million in prior debt associated with the 2007B issue, with remaining funds available for capital projects. The closing date was identified as November 3, 2026.
   - Discussion addressed the district's debt structure, future bond issues, the debt service extension base, tax-rate considerations, and the use of available borrowing capacity for capital improvements.

Result: A motion was made and seconded to approve Ordinance #26-006 authorizing the issuance of approximately $2,857,800 in General Obligation Limited Tax Bonds. The motion was approved by roll call vote; votes were aye with Vice President Jaffe abstaining from the vote.

2. **Resolution #26-004 Tax Levy:**
   Treasurer Schmidt requested the authorization to use a 2.7% increase as the working figure for preparation of the tax levy. Treasurer Schmidt explained that the resolution establishes a figure for allocating the levy among funds and that a fuller tax levy presentation, including the customary chart and taxpayer example, would be provided with the formal levy.

Result: A motion was made and seconded to approve Resolution #26-004. The motion was approved by roll call vote; all were aye.

Staff Action Items

1. **Backlot Bash Financial Report**
   Superintendent Labus presented the 2026 Backlot Bash financial summary with the major takeaways of:
   - Rain on Saturday and heavier rain on Sunday affected carnival and alcohol sales.
   - Although alcohol ticket prices increased by $1, overall event revenue remained lower than in 2025.
   - Total revenue: $209,105 / Total expenses: $214,322 / Net loss: $5,217
   - The net loss was lower than budgeted.

Discussion from the Board noted the high fixed costs associated with a three-day community event, particularly entertainment, and the effort to balance original performers with tribute and cover bands. Commissioners emphasized the event's community value.

President's Report

Upcoming meetings: The next regular Board meeting was announced for Tuesday, November 24, 2026, at 6:30 p.m. The upcoming Board retreat was also noted for November 23, 2026, from 3 to 7pm.

Commissioner Comments:

- Commissioner Williams shared feedback regarding the recent flea market mentioning strong community interest in holding flea markets more often, a request for more publicity for indoor vendors, interest in coffee vendors and praise for a helpful Oakton Community Center employee.
- Commissioner Williams and Commissioner Aberman asked about the decreases reflected in recreation and facility revenue figures. Staff cited weather-related closures at Weber Golf Course and Sports Park Oakton Ave construction as contributing factors
- In July, the Board voted to prohibit electric and motorized devices in SPD parks. Commissioner Williams asked how the ordinance was being enforced. Staff described adding signs, coordinating with schools and police, and directing on-site staff to educate e-bike and scooter users. Staff also noted that enforcement remains difficult because children often ignore instructions or quickly ride away when approached.

Old Business & New Business

No comments.

Adjournment

Commissioners moved to adjourn the regular meeting at 7:02 p.m. All Commissioners voted aye; motion carried.

X _____

Elsa Fischer
President

X _____

Michelle J. Tuft
Secretary

SKOKIE PARK DISTRICT

SKOKIE PARK DISTRICT
REGULAR AND ANNUAL MEETINGS
October 20, 2026
SIGN IN SHEET

NAME (Please Print)		
Raphaiata Mckenzie		
Lauren Grodnicki		
Cathi White		

SKOKIE PARK DISTRICT
TREASURERS REPORT
November 17, 2026

The status of the cash balances and investments as of October 31, 2026, are in the board packet.

As of November 4, 2026, we have collected $12,570,645 or 90.50% of the 2025 second installment tax levy.

Checking account interest rates have increased slightly from 2.22% to 2.35%.

The money market interest rate is 3.34%.

The tax collections by year are listed at the bottom of the Cash Balances and Investments report.

Account details are available on request. If you have any questions, please let me know.

William G. Schmidt
Treasurer, Skokie Park District

Park Services, Recreation, and Facilities Board Report

November 2026

Prepared by:

- Superintendent of Parks, Planning and Facilities – Corrie Guynn
- Superintendent of Recreation and Facilities – Breanne Labus
- Assistant Superintendent of Recreation – Mary Amato

Athletics and Fields

Category	Measure	2025	2026	Change
Rentals	Other Baseball/Softball *23 total teams combined: CSYBA & High School Wood Bat	18	23	+5
Rentals	Cricket	4	4	0
Rentals	Rally Room *Rally Room Rentals started in December 2026	N/A*	2	+2
Rentals	Oakton Pickleball Courts	N/A	0	+0
Programs (Drop-in)	Late Night	249	165	-84
Programs (Drop-in)	Table Tennis	76	81	+5
Programs (Drop-in)	Open Pickleball	21	33	+12
Programs (Drop-in)	Open Gym *Limited evening open basketball days	156	95*	-61
Programs (Drop-in)	Men's 40 and Over Basketball	72	56	-16
Programs (Drop-in)	Private Tennis/Pickleball	8	8	+0

Highlights:

- Currently, two basketball leagues are underway at the Weber Leisure Center: Alumni Basketball League (ABL) and the Neighborhood Basketball League (NBL).
    - The ABL has a total of 13 registered teams, while the NBL has seven registered teams, for a combined total of 20 teams participating this season.

Aquatics and Rowing

Category	Measure	2025	2026	Change
Programs	Swim Lessons	111	159	+48

Highlights:

- We're continuing the surface prep for painting the Devonshire pools
- The fall session of swim lessons began at Niles North on October 10
- Staff are contacting vendors for off-season projects at both Skokie Water Playground and Devonshire Aquatic Center

---

Devonshire Cultural Center

Category	Measure	2025	2026	Change
Rentals	Room Rental	10	11	+1
Rentals	Birthday Parties	4	2	-2

Highlights:

- Devonshire Preschool hosted a Trunk-or-Treat event on October 30 with 75 attendees

---

Emily Oaks Nature Center

Category	Measure	2025	2026	Change
Rentals	Room Rental	1	0	-1
Rentals	Birthday Parties	7	6	-1

Category	Measure	2025	2026	Change
Programs	Scout/Youth Group Activities	10	13	+3
Programs	Scout/Youth Group Campouts	1	1	0
Programs	School Activities	23	23	0
Programs	Total	34	37	+3
Volunteers (hours)	Weekday Crafters	63.75	44.25	-19.5
Volunteers (hours)	Land Management	46	43.25	-2.75
Volunteers (hours)	Greenhouse Projects	0	0	0
Volunteers (hours)	Wildflower Gardens	7.5	13.75	+6.25
Volunteers (hours)	Kawaga Garden	5	8.75	+3.75
Volunteers (hours)	Special Event	0	85.5	+85.5
Volunteers (hours)	Community Service	0	20	+20
Volunteers (hours)	Total Hours	217.25	215.5	-1.75

Highlights:

- Things That Go Bump in the Night (280 tickets + 34 volunteers): The theme this year was The Untouchables and featured Poison Ivy and Stinging Nettle, Wasp and Centipede, and Skunk and Porcupine, with groups ending at a campfire with songs and cider.
- Work on capital projects continued with the last Tot Room window replacement completed, and the three wooden decks washed.
- Raisa secured $1,237 in gift cards from 13 businesses for the Nature Photography Contest prizes distributed this month.

Oakton / Exploritorium

Category	Measure	2025	2026	Change

Category	Measure	2025	2026	Change
Rentals	Oakton Room Rental	17	16	-1
Admissions and Visits	Exploritorium Admissions **Staff believe numbers are down due to nice weather in October*	2,410	1,346	-1,064
Rentals	Exploritorium Birthday Parties	11	53	+42
Rentals	Exploritorium Group Visits	0	0	0

Highlights:

- Active Adult Halloween Bingo had 118 participants compared to 81 participants in 2025
- Kooky Spooky Candy Trail event sold 286 tickets, compared to 245 in Fall 2025
- October Kids Night Out at the Exploritorium met maximum enrollment with 20 participants

---

Park Services

Category	Measure	2025	2026	Change
Rentals	Birthday Parties	8	8	0

Highlights:

- The front flower bed renovations at TLC have been completed by the horticulture staff. Large flowerpots will be added, and a mix of perennials and annuals will be planted in the spring
- The sideline excavation and sodding project has been completed at the Lyon Park ballfield
- Staff continue to work with IT on revamping the website, work order system, and employee task tracking
- Parks staff attended several trainings including a salt smart seminar on environmentally sound salt practices and an annual winter safety training
- Operations staff have begun winterizing the shelters and water fountains throughout the district
- The horticulture staff completed removing annuals and planting bulbs throughout the district beds

---

Skatium

Category	Measure	2025	2026	Change
Rentals and Parties	Room Rental	0	0	0
Rentals and Parties	Birthday Parties	18	22	+4
Admissions and Visits	Public Skate	527	616	+89

Highlights:

- Halloween Skate and Costume Contest had 172 participants compared to 209 in 2025
- Four Hundred and fifty pounds of ammonia were added to the system due to a small leak

---

Skokie Heritage Museum

Category	Measure	2025	2026	Change
Rentals	Room Rental	0	1	+1
Admissions and Visits	Visits	262	340	+78
Volunteers	Museum Volunteer hours	79	218	+139

Highlights:

- The annual Haunted Heritage Cemetery Walk and had a record-breaking 126 attendees and $1,455 in revenue (50% higher than previous record year)
- The two annual Murder & Mayhem walking tours had 22 participants (compared to 24 last year), and the new Integrated Spine yoga workshop ran with six participants
- The museum onboarded six new volunteers and was featured in WBBM and Forbes articles regarding Old Orchard Mall's 70th anniversary

---

Skokie Sports Park

Category	Measure	2025	2026	Change

Category	Measure	2025	2026	Change
Revenue	Range	$92,345	$88,650	-4.0%
Revenue	Simulator	$2,568	$1,405	-45.3%
Revenue	Grass Tees	$3,460	$2,910	-15.9%
Revenue	Mini Golf	$17,323	$20,376	+17.6%
Revenue	Batting Cages	$2,361	$4,170	+76.6%
Revenue	Concessions	$1,964	$2,643	+34.6%
Revenue	Alcohol	$2,833	$3,432	+21.1%
Revenue	Total	$122,854	$123,586	+0.6%

Highlights:

- The wind panels were installed on the first level of the driving range
- The Fall Bunker League is underway with eight participants
- Construction on Oakton Street was completed in the second week of October

---

Tot Learning Center

Highlights:

- TLC received the SSWG Wage Supplement Grant from Illinois ($38,450)

Weber / Fitness First

Category	Measure	2025	2026	Change
Rentals	Room Rental	6	5	-1
Rentals	Birthday Parties	6	6	0
Fitness Members	Active Members	4,190	4,424	+234

Category	Measure	2025	2026	Change
Visits	Fitness First Visits *Gate down October 17-18 explaining drop in visits in October	16,631	15,140*	-1,491
Tickets	Personal Training Tickets	163	169	+6
Tickets	Massage Tickets	69	74	+5
Tickets	Pilates Tickets	52	40	-12

Highlights:

- Pilates Studio pop-up classes ran with a total of five participants
- The elevator has been out of order for the last week. Repairs continue to be delayed by contractors, and staff are actively working on getting this repaired as soon as possible

---

Weber Golf Course

Category	Measure	2025	2026	Change
Revenue	Greens Fees	$17,038	$17,393	+2.1%
Revenue	Rentals	$659	$952	+44.5%
Revenue	Concessions	$457	$360	-21.2%
Revenue	Alcohol	$552	$675	+22.3%
Revenue	Total	$18,706	$19,380	+3.6%

Highlights:

- Phase one of the netting replacement project is complete. Phase two will be bid out over the winter and completed in FY 27/28
- The first Weber Park Halloween Tournament had 11 participants despite the rainy conditions on Halloween
- The Turkey Tournament is scheduled to take place Sunday November 22
- The golf course is scheduled to close for the season on November 26

Marketing & Communications Board Report
November '26

Photos

A few photos from the past month taken by our Social Media Coordinator.



Reid Park



Skatium Halloween Costume Contest



Kooky Spooky Candy Trail



Wooden Bat League Champions

Social Media

See the following pages for a full social media report.



SOCIAL MEDIA HIGHLIGHTS

October 2026

SKOKIE PARK DISTRICT



NOTES & INSIGHTS

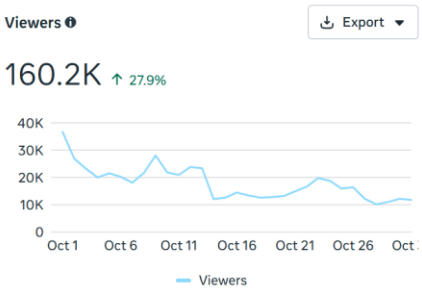





Social Media Follow Totals:

- Facebook: 123 new follows, 19 unfollows, 11,046 total
- Instagram: 189 new follows, 44 unfollows, 6,207 total
- No change on X. 2150 total followers.
- Bluesky is up 2 followers. 211 total followers.
- TikTok is up 27 followers. 1733 total followers.

SOCIAL MEDIA OVERVIEW

Facebook Reach & Viewers is the number of people who saw any Facebook content from your organic or paid distribution, including posts, stories and ads. It also includes reach from other sources, such as tags, check-ins and Page or profile visits. This number also includes reach from posts and stories that were boosted. Reach is only counted once if it occurs from both organic and paid distribution. This metric is estimated.

Instagram Reach is the number of people who saw any Instagram content from your organic or paid distribution, including posts and stories that were boosted. Reach is only counted once if it occurs from both organic and paid distribution. This metric is estimated.

Page visits are the number of times our page or profile was visited. Follows are the number of times accounts followed us in the selected time period.

- We finally hit 11k followers on Facebook! For comparison:
  - Village of Skokie: 5.7k
  - Morton Grove Park District: 4.6k
  - Glenview Park District: 10k
  - Park Ridge Park District: 8.1k
  - Chicago Park District: 86k
- Our totals continue to climb across all social platforms due to increased visibility from our referendum.
- **Trending Topics:**
  - Facebook: Referendum & park district news
  - Instagram: Halloween & content featuring or pertaining to younger demo
  - TikTok: Scream Scene is king on TikTok.



Top 5

FACEBOOK POSTS

Impressions are the number of times your content was on screen. Content can include formats like posts, stories, reels, videos and more. Now known as "views". Facebook now uses the terms "Viewers" & "Reach", with similar definitions and totals.
Interactions are the number of post likes or reactions, saves, comments and shares minus the number of deleted interactions.
Link clicks are the number of clicks on links within posts that led to destinations or experiences, on or off Facebook.
Reactions are the number of reactions on your post. The reactions button on a post allows people to share different reactions to its content.



Viewers: 33,784
Views: 23,507
Interactions: 184
Link Clicks: 0
Reactions: 110
Comments: 33
Shares: 16
Saves: 25



Viewers: 14,993
Views: 21,228
Interactions: 79
Link Clicks: 0
Reactions: 51
Comments: 4
Shares: 12
Saves: 12

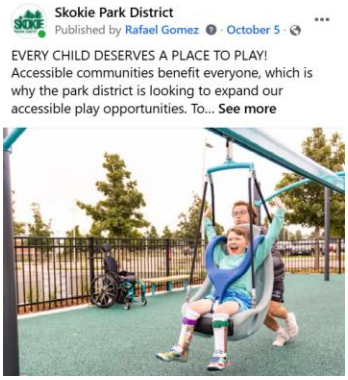

Viewers: 4,978
Views: 7,519
Interactions: 26
Link Clicks: 22
Reactions: 57
Comments: 24
Shares: 7
Saves: 1



Viewers: 1,446
Views: 2,670
Interactions: 53
Link Clicks: 0
Reactions: 45
Comments: 7
Shares: 1
Saves: 0



Viewers: 5,601
Views: 10,220
Interactions: 96
Link Clicks: 154
Reactions: 26
Comments: 66
Shares: 4
Saves: 0

Top 5

INSTAGRAM POSTS

Impressions (views) are the number of times your content was on screen. Content can include formats like posts, stories, reels, videos and more. Now known as "views". Reach is still the same on Instagram.
Interactions are the number of post likes or reactions, saves, comments and shares minus the number of deleted interactions.
Link clicks are the number of clicks on links within posts that led to destinations or experiences, on or off Facebook.
Reactions are the number of reactions on your post. The reactions button on a post allows people to share different reactions to its content.

Open Swim at Niles North



Reach: 3,948
Views: 7,522
Interactions: 94
Likes: 47
Comments: 0
Shares: 28
Saves: 19

Scream Scene Promo Reel



Reach: 3,245
Views: 6,330
Interactions: 186
Likes: 115
Comments: 0
Shares: 62
Saves: 7

Sports Park Mini Golf Reel

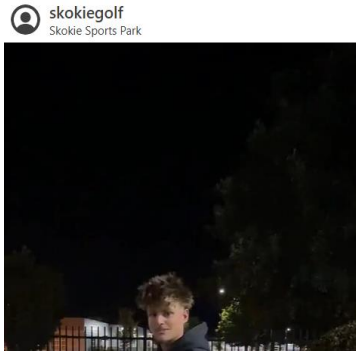

Reach: 3,050
Views: 4,577
Interactions: 175
Likes: 129
Comments: 5
Shares: 32
Saves: 4

Skatium Halloween Public Skate



Reach: 1,533
Views: 3,340
Interactions: 76
Likes: 67
Comments: 0
Shares: 6
Saves: 3

Kooky Spooky Candy Trail



Reach: 1,339
Views: 2,920
Interactions: 76
Likes: 55
Comments: 0
Shares: 19
Saves: 2

Top 5 TikTok POSTS

Impressions are the number of times your content was on screen. Content can include formats like posts, stories, reels, videos and more. Now known as “views”. Reach is now known as “viewers”.
Interactions are the number of post likes or reactions, saves, comments and shares minus the number of deleted interactions.
Link clicks are the number of clicks on links within posts that led to destinations or experiences, on or off Facebook.
Reactions are the number of reactions on your post. The reactions button on a post allows people to share different reactions to its content.

Scream Scene 2026: Calling all the Monsters



Views: 4.3k
Likes: 124
Comments: 13
Shares: 71
Saves: 9
Completion Rate: 38.2%
Avg. Watch Time (s): 5.76

Run Time: 0:06

Scream Scene 2023: Waiting in Line



Views: 5.9k
Likes: 56
Comments: 5
Shares: N/A
Saves: 6
Completion Rate: N/A
Avg. View Time (s): N/A

Run Time: 0:20

Scream Scene 2025: Chainsaw Montage



Views: 56.5k
Likes: 188
Comments: 9
Shares: N/A
Saves: 16
Completion Rate: N/A
Avg. View Time (s): N/A

Run Time: 0:35

Scream Scene 2025: Flyer



Views: 29.3k
Likes: 158
Comments: 2
Shares: N/A
Saves: 18
Completion Rate: N/A
Avg. View Time (s): N/A

Run Time: 0:14

Skatium: Student Becomes Teacher



Views: 3k
Likes: 72
Comments: 6
Shares: 9
Saves: 6
Completion Rate: 2.9%
Avg. View Time (s): 10.92

Run Time: 1:15

Reach: Number of unique people who saw your post. Counted Only Once.
Views: Number of times your post was seen.
Views / Reach = Frequency

Frequency: How often a unique person saw a post.
Green: Performing well or exceeds, based on column averages.

Follows vs. Unfollows: Sept. – Oct.

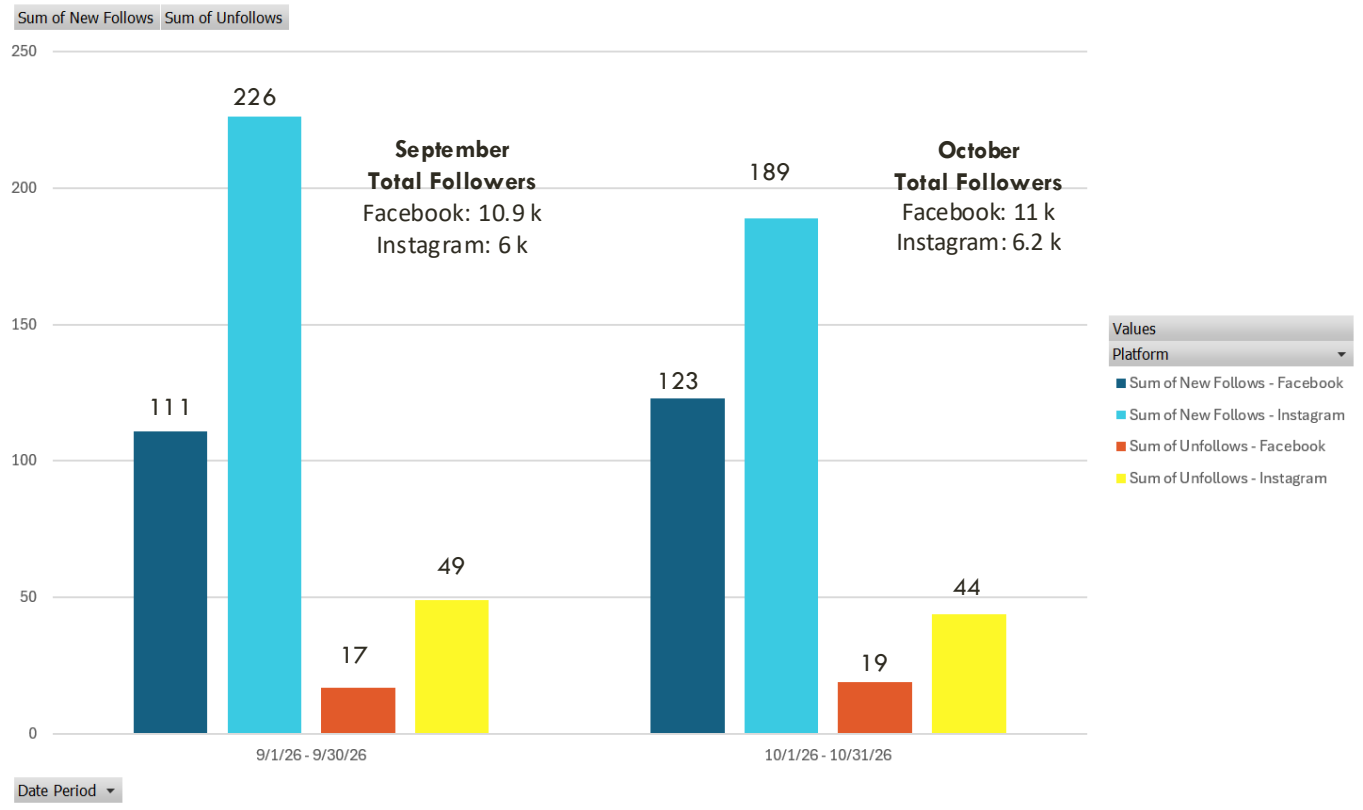



Website Analytics

Active users	New users	Sessions	Views	Event count
31,090 ↑ 10.7%	29,099 ↑ 11.4%	44,566 ↓ -4.8%	76,170 ↓ -2.7%	151,899 ↑ 0.8%

Website Traffic Sources

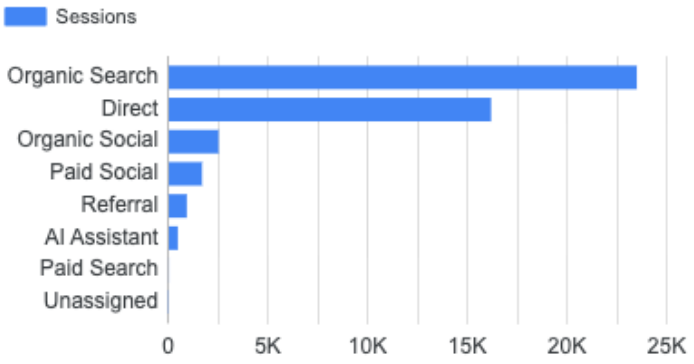

Daily Website Traffic



Most Viewed Webpages

	Page title and screen class	Views ▾	% Δ
1.	Programs, Parks and Facilities | Skokie Park District	9,304	-1.1% ↓
2.	Proposal | Skokie Park District	3,362	58.6% ↑
3.	Exploritorium | Skokie Park District	3,352	-15.6% ↓
4.	Skokie Sports Park | Skokie Park District	2,756	-26.7% ↓
5.	Skatium Ice Arena | Skokie Park District	2,444	13.6% ↑
6.	Weber Leisure Center | Skokie Park District	2,065	-12.1% ↓
7.	Page Not Found | Skokie Park District	1,904	55.9% ↑
8.	Fitness First | Skokie Park District	1,843	-9.3% ↓
9.	Figure Skating | Skokie Park District	1,636	93.8% ↑
10.	Kooky Spooky Candy Trail - General Events - Even…	1,614	921.5% ↑
11.	Emily Oaks Nature Center | Skokie Park District	1,605	8.3% ↑
12.	Events - Summary | Skokie Park District	1,588	15.2% ↑
13.	Search Results | Skokie Park District	1,411	0.6% ↑
14.	Weber Park Golf Course | Skokie Park District	1,271	-29.6% ↓
15.	Pickleball | Skokie Park District	987	17.8% ↑

The website attracted 31,090 active users and 29,099 first-time visitors in October, demonstrating continued reach among both new and returning audiences. The website recorded 44,566 sessions and 76,170 page views, with visitors viewing an average of 1.7 pages per session.

Green and red arrows indicate a percentage change from the previous month.

Website Sessions By Traffic Source

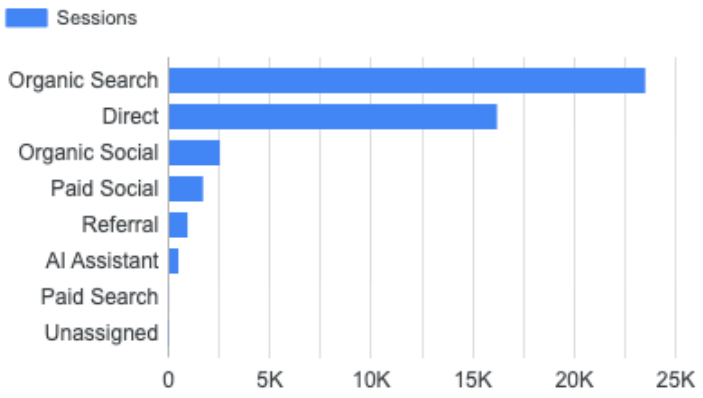

Percentage of Website Traffic By Source

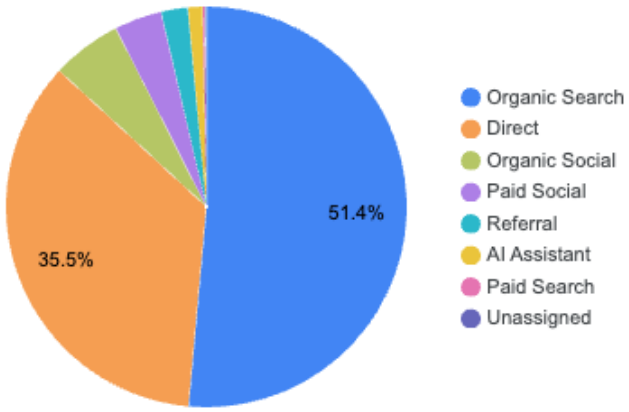

Traffic Source Performance

	Session default channel group	Sessions ▾	Engaged sessions	Engagement rate
1.	Organic Search	23,549	9,299	39.49%
2.	Direct	16,243	2,536	15.61%
3.	Organic Social	2,583	258	9.99%
4.	Paid Social	1,752	97	5.54%
5.	Referral	989	372	37.61%
6.	AI Assistant	538	176	32.71%

1 - 8 / 8

How New Users Discover Our Site

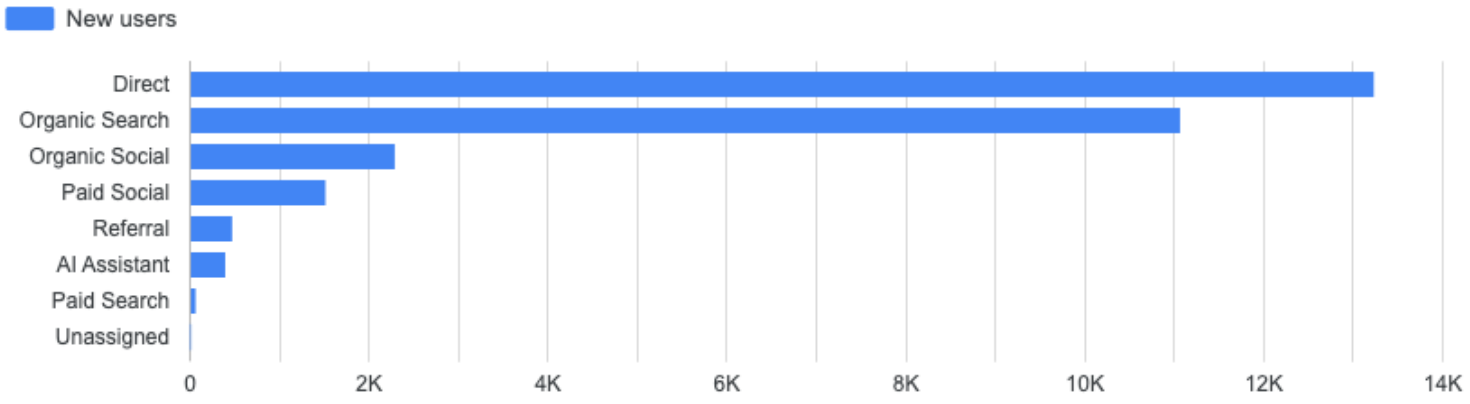

Organic Search and Direct traffic continued to be the primary sources of website visits in October, accounting for nearly 87% of sessions combined.

Overall, search engines and direct visits remain the Park District's strongest sources of website traffic, highlighting the importance of search visibility and consistent communication across the District's digital channels.

Skokie Parks App

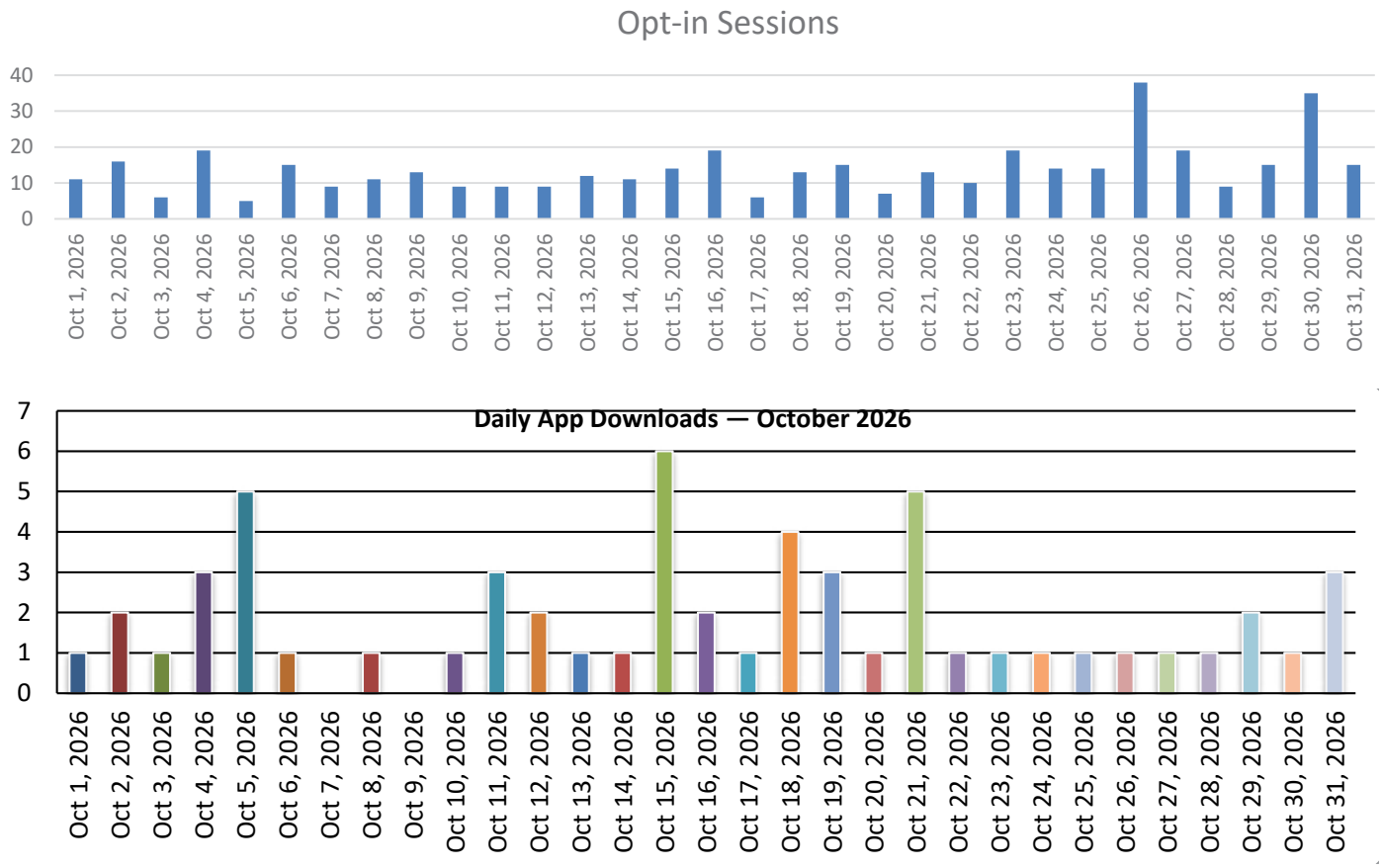

App downloads slowed in October (57 total) but opt-in sessions show that those who have downloaded the app are actively using it.

Skokie Park District Publications

- The Skatium winter guide has been delivered to homes throughout Skokie and the surrounding area as well as to the Skatium.
- Winter Prime Times has been delivered to Skokie Seniors and distributed to facilities.
- The Skokie Park District winter guide will be delivered to our mail house for shipping to Skokie households on November 17.
- Google analytics have been applied to all online publications going forward to measure impact.


PRIME Times

Programs for Skokie Active Adults 60+ Winter '26–'27

Contents

Programs & Classes 2
Dining out trips 3
Mall Trips 3
Exercise 4
Parties 5
Day Trips 6–7
Travel 7
Active Adult Lounge 8
Village of Skokie Programs 9
Free Movie & Popcorn Mondays 12
Drop-in Programs 12
Facilities and Programs 10–11

FREE EXERCISE DEMO DAY

Tuesday, March 30 | Beginning at 10 a.m.

at the Oakton Community Center

Sample Oakton's Exercise programs for free!

SKOKIE PARK DISTRICT

Registration Begins

Residents

December 15 at 8:30 a.m.

Non-Residents

December 22 at 8:30 a.m.

Register for programs and classes at skokieparks.org

Use the provided 8-digit codes to locate programs on our registration page.

Oakton Community Center ACTIVE ADULTS 60+

Oakton Community Center

4701 Oakton St., Skokie

Active Adult Programs

Low rate and sometimes free Active Adults 60+ activities feature drop-in programs, exercise classes, Monday Movies, card clubs, seasonal parties, wellness fairs, shopping trips, lunch and dinner outings, day trips, vacation getaways, Lounge Memberships, and more!

Icon key: 1 One day program; Significant walking; NEW New offering

PRIME Times | 1



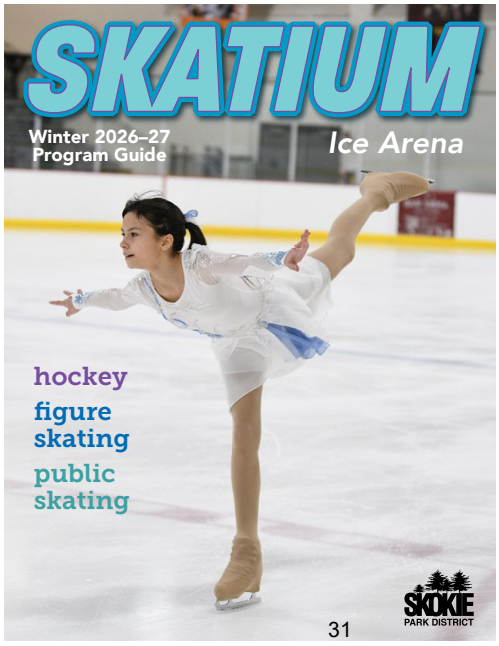

Constant Contact Analytics (e-newsletters)

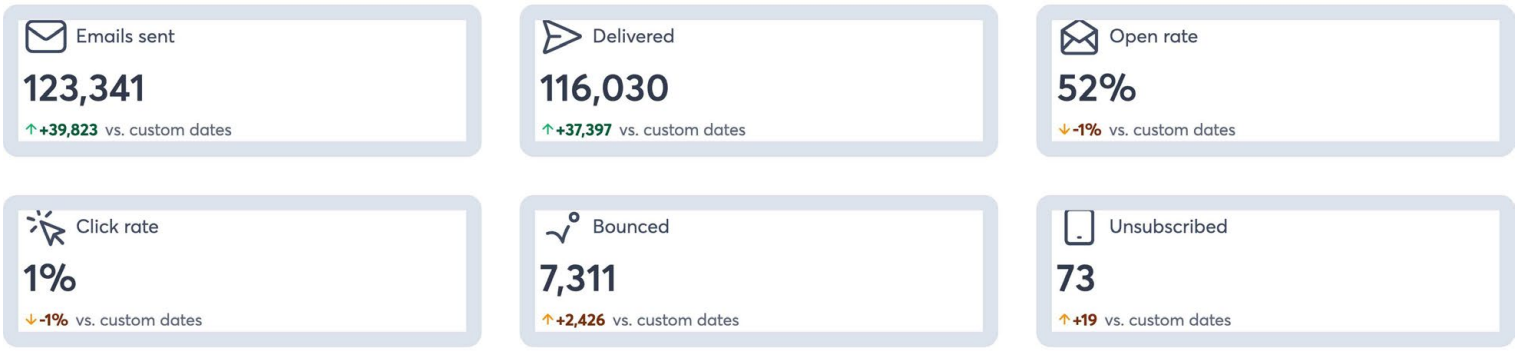

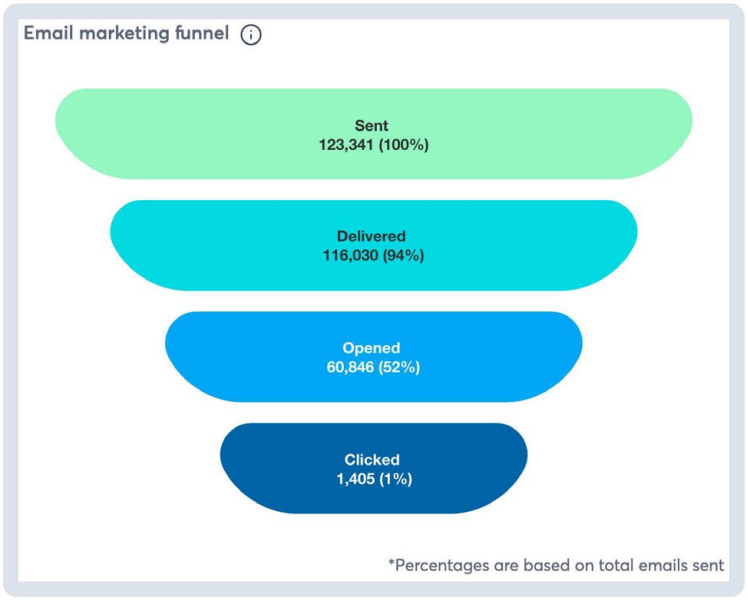





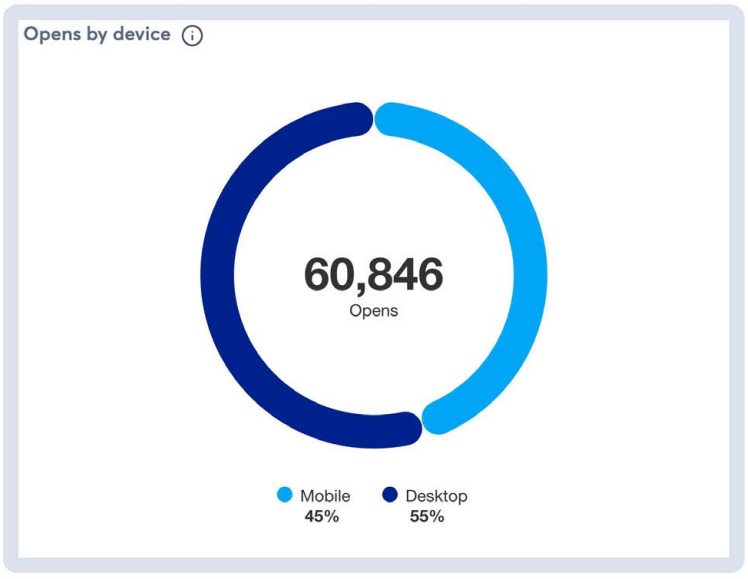

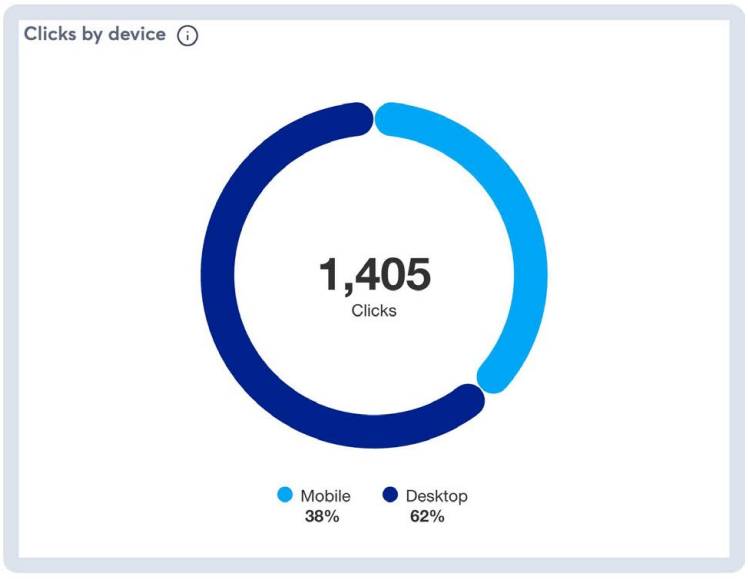

Top performing newsletters continue to be TLC Today and our Active Adults Happenings.

Top performing links were the **Referendum Proposal**, **October Happenings Calendar**, and **Fall Brochure**.

New sign-up pages have been created for individual newsletters and passed onto programmers as QR codes. A sign up for the SPD e-news was placed at the top of the WebTrac registration page in hopes of attracting new subscribers.

Our open rate continues to be consistent and well above the industry standard (17% higher).

Information Technology Board Report
November 2026

New District-Wide Pass Setup
IT began training staff and deploying a new district-wide pass setup that uses convenient keyring passes, making them easier to carry and use than traditional keycards.

Cybersecurity Awareness Month
IT launched trainings for staff during Cybersecurity awareness month.

Referendum Q&A Sessions
IT assisted with Referendum Q&A sessions.

Annual Budget Meetings
IT conducted annual budget meetings with staff.

New Website
IT has been meeting with staff regarding the new website.

Fitness Passes
IT launched a new fitness sales process and webpage to make the pass-purchasing process easier for patrons.

Work Order System
IT is assisting Park Services with launching a new work order system on the new website.

RecTrac Annual Symposium
IT attended Rectrac's annual symposium. Key takeaways include:

- Significant changes to the waiver signing process.
- How to ensure WebTrac pages are accessible and WCAG 2.2 compliant.
- Vermont Systems will be incorporating AI into their systems for easier program setup/reporting capabilities.

Skokie Park District
Staff and Community Committee Reports: November 2026

Backlot Bash Committee- Breanne Labus
No report.
Community Schools Steering Committee- Breanne Labus
No report.
DEI Committee- Mary Amato
The next committee meeting is November 17 at 11 am. The agenda includes planning the annual staff training and providing further language access for the community.
Environmental Action Team- Lee Hansen
The team met at Sports Park to review the recycling and sustainability practices at that facility. The group also brainstormed topics for the EAT staff newsletter to launch soon and prepared for the tour at the newest LRS recycling facility on November 12.
4th of July Parade Committee- Jim Hallm
No report.
Festival of Cultures Committee- Aryn Fletcher
Budgeting for 2027 is underway. Planning will begin in January 2027.
Juneteenth- Mary Amato
No report.
Maine-Niles Association of Special Recreation- Michelle Tuft
No report.
Niles Township Youth Coalition- Mary Amato
The committee follows the school year calendar, with meetings scheduled every other month. Park district staff were unable to attend the meeting on November 10 due to a scheduling conflict with the all-staff announcements meeting. The next meeting is scheduled for January 5, 2027.
Safety Committee- Amanda Green
The committee met on November 4. Members reviewed goals and project assignments for the upcoming emergency response plan update in 2027. A sub-committee was formed. Members also agreed to review an update on the Child Abuse Prevention Policy and Training for the district at the December meeting. The upcoming training opportunity for committee members is the Risk Management Institute hosted in Tinley Park by PDRMA on November 20. Several members confirmed their planned attendance.
Skokie Chamber of Commerce- Michelle Tuft
The Chamber Board met on October 19. The board approved financials and discussed upcoming events.

Skokie Pride- Cassie Schaeffer
No report.
Spring Greening- Lee Hansen
No report.
Staff Appreciation Committee- Keli Stonitsch
The committee met on November 9, 2026, to finalize plans for the All-Staff Bowling Party, scheduled for November 12 from 5 - 7 p.m. Planning is also underway for a Winter Family Skate Party at the Skatium in February. The committee's next meeting is scheduled for December 1.
Wellness Committee- Jennie Bever
At the last meeting plans for the December and January Wellness newsletter and initiatives were discussed, action items assigned, and timelines designated.

Skokie Park District
BOARD SUMMARY

Date: November 17, 2026

To: Board of Park Commissioners

From: William G. Schmidt, Superintendent of Business Services

RE: 2026 Tax Levy Presentation

Summary: Attached is the 2026 Tax Levy presentation. The CPI increase for the 2026 levy year is 2.7% which equates to a $276,833 increase in the aggregate funds (all funds minus debt service).

The tax levy is based on an overall increase of 1.014% without loss and cost. The Truth-in-Taxation increase for all funds, except Debt Service, is 2.70% or $276,833. Because the Truth-In-Taxation increase is less than 5% no public notice or hearing is required.

Recommendation None. For information purposes before the adoption of the tax levy ordinance.

Motion: None, informational only.

Tax Levy Process
Levy Year 2026

Tax Levy Process

- Start with prior year Tax Levy
- Estimate year end fund balances
- Estimate the EAV
- Allocate money into funds
- Compare to prior year
- Prepare Truth in Taxation Resolution
- Pass and file Tax Levy

The Park District has the authority to levy taxes for Corporate and Recreation purposes.

Funds

	Rate Max	Capped	Non-Capped
Corporate	.35	X	
Recreation	.37	X	
Special Recreation	.04		X
Museum	.07	X	
IMRF		X	
Liability		X	
Social Security		X	
Audit	.005	X	
Debt Service			X

Prior Year Levy (2025)

Total	$13,892,098
Capped	$ 9,012,469
Non-Capped	$ 4,879,629
Aggregate Amount	$ 9,939,483

Skokie Resident Tax Bill

All Schools	79.20%
Village of Skokie	4.47%
All of Cook County	4.51%
Skokie Public Library	4.01%
Skokie Park District	3.85%
Water Reclamation District	3.36%
All Others	0.60%

Estimated Fund Balances

Year ending 4/30/27

Corporate	$ 2,947,830
Recreation	$ 6,046,738
Special Recreation	$ (201,507)
Museum	$ 371,645
IMRF	$ 84,168
Liability	$ (110,359)
Social Security	$ 465,805
Audit	$ 6,070
Debt Service	$ 721,728

The EAV

	2025	2026	Difference
EAV	$ 3,600,192,378	$ 3,636,194,665	1.0 %
Tax rate	.386	.390	.004 %

Allocation of $ into Funds

	Estimated Fund Balance May 2027	2026 Levy Amount	
Corporate	$ 2,947,830	$ 4,200,000	Increase to cover higher interest expense
Recreation	$ 6,046,738	$ 2,092,000	Lower recreation fund balance
Special Recreation	$ (201,507)	$ 1,500,000	Increase fund balance and cover expenses
Museum	$ 371,645	$ 780,000	Increase to maintain required fund balance
IMRF	$ 84,168	$ 400,000	Reduce fund balance and cover expenses
Liability	$ (110,359)	$ 700,000	Cover expenses and increase fund balance
Social Security	$ 465,805	$ 800,000	Cover expenses and lower fund balance
Audit	$ 6,070	$ 40,000	Cover expenses
Debt Service	$ 721,728	$ 3,576,781	Statutory commitments

LEVY BY YEAR

FUND	2025 LEVY AMOUNT	2026 LEVY AMOUNT
Corporate	$ 3,687,785	$ 4,200,000
Recreation	$ 2,269,417	$ 2,092,000
Special Recreation	$ 927,014	$ 1,500,000
Museum	$ 733,791	$ 780,000
IMRF	$ 378,236	$ 400,000
Liability	$ 472,813	$ 700,000
Social Security	$ 1,418,404	$ 800,000
Audit	$ 52,023	$ 40,000
Debt Service	$ 3,656,931	$ 3,576,781

Prior Year Levy Comparison

	2025 Levy	Proposed 2026
Total	$ 13,892,098	$ 14,088,781
Capped	$ 9,012,469	$ 9,012,000
Non-Capped	$ 4,879,629	$ 5,076,781
Aggregate	$ 10,235,167	$ 10,512,000

Truth in Taxation Resolution

The way Cook County determines the actual amount of capped fund dollars to be levied is based on:

- C.P.I. increase, which is 2.7% this year
- 2025 EAV minus new property annexations, recent TIF values, and any disconnected properties which are all unknown.

Because of this the district used to file a levy at just under 5% to capture all of the amounts affected by the unknown factors. This year the District is filing at 2.70%.

Truth in Taxation Resolution

	2025 Levy	Proposed 2026 Levy
Total	$ 13,892,098	$ 14,088,781
Capped	$ 9,012,469	$ 9,012,000
Non-Capped	$ 4,879,629	$ 5,076,781
Aggregate	$ 10,235,167	$ 10,512,000

Some funds are increased more than the CPI of 2.7%, but the total increase for Truth in Taxation purposes is 2.7%. The District has invested levy funds in the Special Recreation, Corporate, and Museum Funds. Because the increase, minus Debt Service, is less than 5%, a public truth-in-taxation hearing is not required.

Skokie Park District
BOARD SUMMARY

Date: November 17,2026

To: Board of Park Commissioners

From: William G. Schmidt, Superintendent of Business Services

RE: 2026 Tax Levy Ordinance #26-007

Summary: The 2026 Tax Levy in ordinance form, #26-007, is attached. This is the legal document that is filed with the Cook County Tax Extension Office.

The aggregate total received in the 2025 final levy report is $10,235,167. Assuming a 2.7% increase in the aggregate levy, the increase would be $276,833 over the 2025 levy aggregate total which would bring the total for the 2026 levy to $10,512,000 or 1.027%. This is the same levy amount presented to the Board at the October 2026 Board Meeting when presenting the Tax Resolution.

Recommendation Staff recommends the approval of the 2026 Tax Levy Ordinance #26-007 in the amount of $10,512,000. This does not include debt service costs, or the loss and cost factors added by the County.

Motion: Move to approve the 2026 Tax Levy Ordinance # 26-007 in the amount of $10,512,000. This does not include debt service costs, or the loss and cost factors added by the County.

SKOKIE PARK DISTICT, SKOKIE ILLINOIS
COOK COUNTY

ORDINANCE NO. 26-007

2026 TAX LEVY ORDINANCE

Ordinance No. 26-007

AN ORDINANCE LEVYING AND ASSESSING
THE TAXES OF THE SKOKIE PARK DISTRICT
FOR THE FISCAL YEAR BEGINNING ON THE
1ST DAY OF MAY 2026 AND ENDING ON THE
30TH OF APRIL 2027.

BE ORDAINED BY THE BOARD OF PARK COMMISSIONERS OF THE SKOKIE PARK DISTRICT COOK COUNTY, ILLINOIS, AS FOLLOWS:

SECTION I: The sum of Ten Million, Five Hundred Twelve Thousand Dollars, ($10,512,000), or so much as may be authorized by law, is hereby assessed and levied for the anticipated objects and purposes specified against all taxable property within the limits of the SKOKIE PARK DISTRICT at full, fair cash value as the same is assessed and equalized for State and County purposes, for the current fiscal year of said Park District, commencing on 1ST DAY OF MAY, 2026 and ending 30TH DAY OF APRIL, 2027. The sum assessed and levied pursuant hereto shall be applied in liquidation of the appropriations made in accordance with applicable law for the fiscal year commencing 1ST DAY OF MAY 2026 and ending 30TH DAY OF APRIL 2027, after public hearing as required by law, or for appropriations made in accordance with applicable law for the fiscal year commencing 1ST DAY OF MAY 2026 and ending on 30TH DAY OF APRIL 2027.

SECTION 2: Pursuant to Section 4-4 of the Park District Code, (70 ILCS 1205/4-4), as amended, this levy is not intended or required to be supportive of or in relation to the Park District's Budget and Appropriation Ordinance for the 1ST DAY OF MAY 2026 through the 30TH DAY OF APRIL 2027 fiscal year.

SECTION 3: Hereafter set forth under the column entitled "Amount to be Raised by Taxation" is the specific amount hereby levied for each object and purpose.

	AMOUNT TO BE RAISED BY TAXATION
1. GENERAL CORPORATE FUND	
SALARIES:	
1. Supervisors.....	$ 450,000.00
2. Maintenance.....	850,000.00
3. Office Staff.....	500,000.00
4. Treasurer.....	4,000.00
5. Director and Superintendents.....	320,000.00
	$2,124,000.00

SERVICES:		
1. Vehicle, Facility and Equipment Repair and Operation	$	208,000.00
2. Printing, Postage and Advertising		70,000.00
3. Subscriptions and Dues		5,000.00
4. Service Contracts, Mobile Radio, Tree Trimming and Rubbish Removal		110,000.00
5. Legal Fees		12,000.00
6. Computer Services		150,000.00
7. Equipment Rental		3,000.00
	$	558,000.00
UTILITIES:		
1. Electricity	$	33,000.00
2. Water		10,000.00
3. Gas		10,000.00
4. Telephone		25,000.00
5. Security		1,000.00
	$	79,000.00
SUPPLIES:		
1. Office Equipment and Office Furniture	$	1,000.00
2. Landscaping and Irrigation Supplies		140,000.00
3. Maintenance Supplies and Materials		55,000.00
4. Copier Equipment and Office Supplies		58,000.00
	$	254,000.00
GENERAL & MISCELLANEOUS EXPENSE:		
1. Employee Training and General Admin.	$	100,000.00
2. Commissioners' Educational Expenses		5,000.00
3. Employee Medical, Life and Business Ins.		580,000.00
4. Interest Expense		500,000.00
	$	1,185,000.00
Amount to be raised by Tax Levy for General Corporate purposes (Authority Section 5-1 Park District Code)	$	4,200,000.00

	AMOUNT TO BE RAISED BY TAXATION
II. RECREATION FUND	
SALARIES:	
1. Program Supervisors.....	$ 666,000.00
2. Program Leaders.....	500,000.00
3. Program Instructors.....	522,000.00
4. Materials, Supplies and Services ……. . .	404,000.00
The amount to be raised by Tax Levy for Recreation Purposes: (Authority Section 5-2 Park District Code)	$ 2,092,000.00
III. ILLINOIS MUNICIPAL RETIREMENT FUND	
1. Illinois Municipal Retirement Fund.....	$ 400,000.00
The amount to be raised by Tax Levy for contributions to the Illinois Municipal Retirement Fund. (Authority 40 ILCS 5/7-171)	$ 400,000.00
IV. SOCIAL SECURITY FUND	
1. Social Security Contributions.....	$ 800,000.00
The Amount to be raised by Tax Levy for Social Security Purposes (Authority 40 ILCS 5/21-110)	$ 800,000.00
V. LIABILITY INSURANCE FUND	
1. Supervisors and Instructors.....	$ 100,000.00
2. Risk Management Education, Programs & Training	150,000.00
3. Illinois Unemployment Compensation Insurance Payments to the State of Illinois……	10,000.00
4. Skokie Park District's contribution to Park District Risk Management Agency.....	$ 440,000.00
The amount to be raised by Tax Levy for Liability Insurance Purposes: (Authority 745 ILCS 10/9-107)	$ 700,000.00
VI. HANDICAPPED RECREATION FUND	
1. Payment to Maine-Niles Association of Special Recreation for the Handicapped. Skokie Park District's share of that organization's expenses of providing recreational programs under joint agreement.....	$ 500,000.00

	AMOUNT TO BE RAISED BY TAXATION
2. Cost of Inclusion:	300,000.00
3. A. D. A. Programs	700,000.00
The amount to be raised by Tax Levy for Handicapped Purposes: (Authority Section 5-8 Park District Code)	$1,500,000.00

****

VII. AUDIT FUND

1. Audit Expense.....	$ 40,000.00
The amount to be raised by Tax Levy for Audit Purposes: (Authority 50 ILCS 310/9)	$ 40,000.00

III. MUSEUM FUND

SALARIES:

1.	Program Supervisors.....	$ 183,000.00
2.	Program Leaders.....	89,000.00
3.	Program Instructors.....	239,000.00
4.	Attendants.....	30,000.00
5.	Maintenance.....	124,000.00
		$ 665,000.00

SERVICES:

1.	Vehicle, Equip. & Fac. Repair & Operations.....	$ 10,000.00
2.	Transportation & Admissions.....	11,000.00
3.	Contractual Services.....	30,000.00
4.	Printing, Postage and Advertising.....	8,000.00
5.	Subscriptions and Dues.....	500.00
6.	Equipment Rental.....	500.00
		$ 60,000.00

UTILITIES:

1.	Electricity.....	$14,000.00
2.	Water.....	400.00

3.	Gas.....	6,000.00
4.	Communication.....	8,000.00
5.	Security.....	1,600.00
		$ 30,000.00

SUPPLIES:

1.	Concession Supplies.....	$ 1,000.00
2.	Maintenance Supplies and Materials.....	5,000.00
3.	Copier Equipment and Office Supplies.....	1,000.00
4.	Program Supplies.....	18,000.00
		$ 25,000.00

The amount to be raised by Tax Levy for Museum Purposes:
(Authority Park District Aquarium and Museum Act,
70 ILCS 1290/2) $ 780,000.00

****

TOTAL AMOUNT LEVIED FOR ALL FUNDS $ 10,512,000.00

****

SUMMARY

Total Tax Levy For General Corporate Purposes:	$4,200,000.00
Total Tax Levy For Recreation Purposes:	$2,092,000.00
Total Tax Levy For Illinois Municipal Retirement Fund:	$ 400,000.00
Total Tax Levy For Social Security Fund:	$ 800,000.00
Total Tax Levy For Liability Insurance Purposes:	$ 700,000.00
Total Tax Levy For Handicapped Recreation Purposes:	$ 1,500,000.00
Total Tax Levy For Audit Purposes:	$ 40,000.00
Total Tax Levy for Museum Purposes:	$ 780,000.00

SECTION 4: The Secretary is hereby directed to file a certified copy of this Ordinance with the County Clerk of COOK COUNTY, within the time specified by law and said County Clerk shall extend the tax to produce the amounts levied herein upon the books of the Collector of the State and County Taxes, all as provided by law.

SECTION 5: This Ordinance shall be in full force and effect from and after its passage and approval as required by law.

PASSED BY ROLL CALL VOTE THIS 17th DAY OF NOVEMBER 2026.

AYES:____ Commissioner(s) _____

NAYS:____ Commissioner(s) _____

ABSTAINED:____ Commissioner(s) _____

ABSENT:____ Commissioner(s) _____

_____
Elsa Fischer, PRESIDENT
BOARD OF PARK COMMISSIONERS
SKOKIE PARK DISTRICT

ATTESTED this 17th day of
November 2026.

_____
Michelle Tuft, Secretary
Board of Park Commissioners
Skokie Park District, Cook County, Illinois

CERTIFICATE OF SECRETARY

I, MICHELLE TUFT, do hereby certify that I am the duly appointed, acting and qualified Secretary of the Board of Park Commissioners, Skokie Park District, Cook County, Illinois; that as such Secretary, I am the keeper of the official records and the official seal of said Park District.

I do further certify that the annexed copy of an Ordinance Levying and Assessing the Taxes of the Skokie Park District for the Fiscal Year beginning May 1, 2026 and ending April 30, 2027, is a full, true, complete, correct and compared copy of the original said Ordinance now on file in my office, passed by the Board of Park Commissioners of the Skokie Park District at a legally convened meeting held in accordance with the Open Meetings Act at 9300 Weber Park Place, Skokie, Illinois, on November 17, 2026.

IN WITNESS WHEREOF, I have hereunto set my hand and affixed the Corporate Seal of the Board of Park Commissioners of the Skokie Park District at Skokie, Illinois, this 17th day of November 2026.

MICHELLE TUFT, Secretary
Board of Park Commissioners
Skokie Park District, Cook County
Illinois

CORPORATE

SEAL

CERTIFICATE OF PRESIDING OFFICER

I, Elsa Fischer hereby certify that I am the duly elected and acting President of the Board of Park Commissioners of the Skokie Park District, Skokie, Cook County, Illinois, and that as such President, I am the presiding officer of the corporate authority of said Park District.

I further certify that the attached copy of the ordinance levying and assessing taxes of the Skokie Park District for the fiscal year beginning on the lst day of May 2026 and ending on the 30th day of April 2027, was adopted pursuant to, and in all respects in compliance with, the provisions of Section 18-60 through 18-85 of The Truth in Taxation Law.

The notice and hearing requirements of Section 18-70 of the Law are applicable.

IN WITNESS WHEREOF, I have signed my name in my official capacity as the President and presiding officer of the Board of Park Commissioners of the Skokie Park District at Skokie, Illinois this 17th day of November 2026.

_____
Elsa Fischer, President
Board of Park Commissioners
Skokie Park District

Skokie Park District
BOARD SUMMARY

Date: November 17, 2026

To: Board of Park Commissioners

From: W.G. Schmidt, Superintendent of Business Services

RE: Fiscal Year 2027 Financial Actuals for six (6) months ending 10/31/2026.

Summary: Six-month actuals for fiscal year 2027, compared to budgets for the same six months, are attached. An analysis by fund is also attached.

Please bring questions to the meeting or call me to discuss.

Recommendation: Informational only.

Motion: No motion required, informational only.

Six-Month Fund Analysis through October 31, 2026

Fund 10 Corporate:

Revenues are unfavorable due to less property tax receipts, still waiting for tax dollars. Offset by higher replacement tax revenues. Waiting to receive a Pooch Park billing from Evanston that was billed in July 2026. We are told the check is being issued.

Total expenses are higher than budget year-to-date mainly in General Administration. Referendum mailings and the property tax bill for Channelside South ($46,000) are the main reasons. We are waiting for a credit from the County on the tax bill paid.

Fund 20 Recreation:

Center 10 Administration: Revenues are unfavorable to budget $159,316, still waiting on the rest of the property tax payments. Expenses are even.

Center 30 Camps: Camps had a very good year. Expenses are higher due to increased revenues. It was a very impressive summer camp season.

Center 50: Devonshire: Revenues favorable through October 2026 due to cultural arts. Overall, up by $15,000.

Center 51: Oakton: Revenues are favorable $41,000. All areas are favorable except daily admissions at the Exploratorium. Expenses are favorable, $112,400 mainly in the Adullt Instructors NOP area.

Center 52: TLC: Revenues are up $118,000 due to tuition registrations. Expenses are favorable at $27,000.

Center 53: SPACE: Revenues/registrations are down $68,000. Expenses are favorable $96,000 due to lower salaries.

Center 80: Festivals and Special Events; Revenues favorable $200,000 compared to budget, the budgets need to be adjusted for the major events. Expenses are unfavorable ($174,000) for the same reason. A better comparison is to compare year-to-date numbers to the full year budget.

Fund 40 Revenue Facilities:

Total revenues are favorable by $289,000, and expenses are favorable by $218,000, to produce net six-month positive effect of $508,000. Admin, SSP East, DRC, Skatium, and Weber are unfavorable but should catch up. SSP and WPGC are doing extremely well. Pools and Camps are unfavorable. Smokeout days and weather hurt the pool season this year.

Center 16: Sports Park East: Unfavorable by ($18,000), We are waiting to receive revenue from Cricket that has been billed out but not received, $13,000. Expenses are favorable by $5,230.

Center 17: Dammrich Rowing Center: Revenues are down ($13,938). Waiting on rent checks from schools. Expenses are favorable by $7,224, mainly in instructors.

Center 18 Sports Park: Revenues are favorable $417,000, mainly in driving range sales and beverages. Expenses are unfavorable ($137,700), goes along with increased revenues mainly in cashiers and capital items.

Center 19 Weber Center/Fitness First: Revenues are unfavorable ($50,000) due to rentals, Pilates because there wasn't an instructor for a while, and a small amount in Fitness Center. Expenses are favorable at $178,000, spread out over various areas, mainly in instructors. I need to look into the budget allocations.

Center 20; Skatium: Revenues are unfavorable ($71,700), but expenses are favorable by $72,000. I need to look at the budget allocations.

Center 22: Weber Golf Course: Revenues favorable $110,000. Daily fees and season passes are both favorable as are concessions. Expenses are unfavorable by ($65,500) mainly in salaries.

Center 24: Devonshire Aquatic Center: Revenues unfavorable by ($10,483). Expenses are favorable at $12,712; salaries and wages are the main reason.

Center 25: Swim Lessons: Revenues unfavorable ($5,000); registrations are down year to date. Expenses favorable by $7,887, mainly in salaries and wages related to above.

Center 26: Skokie Water Playground: Revenues unfavorable ($66,000). Expenses are unfavorable ($18,223) mainly in the increase in lifeguard costs. As mentioned earlier, smoke-out days and weather were the causes of the revenue decrease.

Center 30: Sports Camps: Revenues are unfavorable by ($102,600) mainly at Sports Camp. Expenses are favorable, $114,400 mainly in salaries.

Center 40: Athletics: Revenues favorable $115,800; all programs are favorable. Expenses are favorable by $35,000; salaries and wages are the main reasons across the board.

Fund 55 Museum

Center 10: Administration: Receipts unfavorable due to lower property tax revenue. Expenses are on target.

Center 53: Emily Oaks Nature Center: Revenues unfavorable (21,000). Camps are also unfavorable ($11,458). Expenses are better by $94,000 due to salary costs and camp costs better than budget.

Center 55: Skokie Heritage Museum: Revenues are even. Expenses are favorable by $17,000 spread out over many areas.

Skokie Park District
11/11/26 FY 2026/2027 Budget Analysis
All Funds Summary
6 Months As of 10/31/26 (6 Months)

	FY 2027 Actual as of 10/31/2026	FY 2027 Budget as of 10/31/2026	FY 2027 Difference	FY 2027 Full Year Budget
Fund 10 Corporate				
Revenues	1,958,590	2,205,215	(246,625)	4,818,515
Expenses	2,923,877	2,508,679	(415,198)	5,520,714
Net	(965,287)	(303,464)	(661,823)	(702,199)
Fund 20 Recreation				
Revenues	5,800,841	5,435,166	365,675	9,860,181
Expenses	5,029,492	5,113,489	83,997	9,706,356
Net	771,349	321,677	449,672	153,825
Fund 40 Revenue Facilities				
Revenues	5,509,983	5,220,203	289,780	8,300,834
Expenses	4,657,081	4,875,299	218,218	8,270,682
Net	852,902	344,904	507,998	30,152
Fund 55 Museum/EONC				
Revenues	838,741	1,046,695	(207,954)	1,624,616
Expenses	780,883	947,189	166,306	1,546,081
Net	57,858	99,506	(41,648)	78,535
Fund 50 Special Recreation				
Revenues	337,932	237,678	100,254	825,797
Expenses	757,786	775,936	18,150	1,257,240
Net	(419,854)	(538,258)	118,404	(431,443)
Fund 60 IMRF Pension Fund				
Revenues	136,525	290,564	(154,039)	519,140
Expenses	251,484	218,704	(32,780)	448,000
Net	(114,959)	71,860	(186,819)	71,140
Fund 65 Liability Fund				
Revenues	177,133	79,535	97,598	563,530
Expenses	339,206	327,895	(11,311)	668,325
Net	(162,073)	(248,360)	86,287	(104,795)
Fund 70 Social Security				
Revenues	507,969	1,165,877	(657,908)	1,740,133
Expenses	599,850	573,762	(26,088)	1,147,524
Net	(91,881)	592,115	(683,996)	592,609
Fund 80 Audit Fund				
Revenues	19,142	24,323	(5,181)	54,088
Expenses	32,900	39,000	6,100	50,000
Net	(13,758)	(14,677)	919	4,088
Fund 90 Debt Service				
Revenues	1,326,533	1,536,168	(209,635)	6,240,717
Expenses	4,425	11,454	7,029	6,218,340
Net	1,322,108	1,524,714	(202,606)	22,377
Fund 11/12 All Capital Accounts				
Revenues	623,212	378,418	244,794	1,157,120
Expenses	940,586	689,724	(250,862)	1,380,000
Net	(317,374)	(311,306)	(6,068)	(222,880)
Grand Total All Funds:				
Revenues	17,217,459	17,595,519	(378,060)	35,704,671
Expenses	16,284,670	16,042,131	(242,539)	36,213,262
Net	932,789	1,553,388	(620,599)	(508,591)

Skokie Park District
11/09/26 FY 2026/2027 Budget Analysis
6 Months Capital Funds

Fund/Ctr/Acty	YTD Actual as of 10/31/26 FY 2027	YTD Budget as of 10/31/26 FY 2027	Difference FY 2027	Full Year Budgets FY 2027
Fund 11				
Rev	431,415	239,904	191,511	880,000
Exp	700,731	555,778	(144,953)	1,112,000
Net	(269,316)	(315,874)	336,464	(232,000)
Fund 12				
Rev	191,797	138,505	53,292	277,120
Exp	239,855	133,946	(105,909)	268,000
Net	(48,058)	4,559	(52,617)	9,120

11/09/26 Skokie Park District
FY 2026/2027 Budget Analysis
6 Months Corporate Fund

Fund/Ctr/Acty	YTD Actual as of 10/31/2026 FY 2027	YTD Budget as Of 10/31/2026 FY 2027	Difference FY 2027	Full Year Budget FY 2027
101010 Gnl				
Rev	1,736,265	2,007,985	(271,720)	4,466,932
Exp	1,122,647	780,698	(341,949)	2,088,413
Net	613,618	1,227,287	(613,669)	2,378,519
101222/25 Sponsorship/Marketing				
Rev	115,863	72,221	43,642	144,500
Exp	386,029	344,280	(41,749)	683,391
Net	(270,166)	(272,059)	1,893	(538,891)
101416-306 POOCH Park				
Rev	20,985	51,105	(30,120)	102,251
Exp	50,634	42,266	(8,368)	84,121
Net	(29,649)	8,839	(38,488)	18,130
101515 Pk Srv				
Rev	85,477	73,904	11,573	104,832
Exp	1,364,567	1,341,435	(23,132)	2,664,789
Net	(1,279,090)	(1,267,531)	(11,559)	(2,559,957)
109510 Corporate Capital				
Rev	0	0	0	0
Exp	0	0	0	0
Net	0	0	0	0
Total Fund 10				
Rev	1,958,590	2,205,215	(246,625)	4,818,515
Exp	2,923,877	2,508,679	(415,198)	5,520,714
Net	(965,287)	(303,464)	(661,823)	(702,199)

Skokie Park District
11/11/26 FY 2026/2027 Budget Analysis
6 Months Recreation Fund

Fund/Ctr/Acty	YTD Actual as of 10/31/2026 FY 2027	YTD Budget as of 10/31/2026 FY 2027	Difference FY 2027	Full Year Budget FY 2027
201010 General				
Rev	848,081	1,007,397	(159,316)	2,302,888
Exp	759,582	757,185	(2,397)	1,800,748
Net	88,499	250,212	(161,713)	502,140
2030XX Camps				
Rev	1,887,561	1,674,087	213,474	1,922,067
Exp	1,223,044	1,086,321	(136,723)	1,257,194
Net	664,517	587,766	76,751	664,873
2050XX Dev Ctr				
Rev	545,832	531,263	14,569	1,193,995
Exp	657,884	734,399	76,515	1,615,831
Net	(112,052)	(203,136)	91,084	(421,836)
2051XX Oak Ctr				
Rev	597,723	556,817	40,906	1,114,081
Exp	484,838	597,315	112,477	1,194,842
Net	112,885	(40,498)	153,383	(80,761)
2052XX TLC				
Rev	925,485	806,863	118,622	1,609,861
Exp	778,639	805,884	27,245	1,602,171
Net	146,846	979	145,867	7,690
2053XX SPACE				
Rev	597,415	665,556	(68,141)	1,331,645
Exp	371,445	467,986	96,541	938,265
Net	225,970	197,570	28,400	393,380
2080XX Festivals/Special Events				
Rev	393,449	193,183	200,266	385,644
Exp	449,816	275,305	(174,511)	518,804
Net	(56,367)	(82,122)	25,755	(133,160)

Skokie Park District
11/11/26 FY 2026/2027 Budget Analysis
6 Months Recreation Fund

Fund/Ctr/Acty	YTD Actual as of 10/31/2026 FY 2027	YTD Budget as of 10/31/2026 FY 2027	Difference FY 2027	Full Year Budget FY 2027
209510XX Capital Projects				
Rev	5,295	0	5,295	0
Exp	304,244	389,094	84,850	778,500
Net	(298,949)	(389,094)	90,145	(778,500)
Total Fund 20				
Rev	5,800,841	5,435,166	365,675	9,860,181
Exp	5,029,492	5,113,489	83,997	9,706,356
Net	771,349	321,677	449,672	153,825

11/11/2026 Skokie Park District
FY 2026/2027 Budget Analysis
6 Months Revenue Facilities Fund 40

Fund/Ctr/Acty	YTD Actual as of 10/31/2026 FY 2027	YTD Budget as of 10/31/2026 FY 2027	Difference FY 2027	Full Year Budget FY 2027
401010 Gnl				
Rev	7,272	21,459	(14,187)	42,935
Exp	416,516	421,662	5,146	843,661
Net	(409,244)	(400,203)	(9,041)	(800,726)
4016XX Sports Park East				
Rev	32,530	51,344	(18,814)	51,344
Exp	6,450	11,680	5,230	21,565
Net	26,080	39,664	(13,584)	29,779
4017XX Skokie Rowing Center				
Rev	5,560	19,498	(13,938)	82,600
Exp	18,343	25,567	7,224	54,060
Net	(12,783)	(6,069)	(6,714)	28,540
4018XX Sportspark				
Rev	1,313,169	895,435	417,734	1,791,588
Exp	833,352	695,915	(137,437)	1,406,895
Net	479,817	199,520	280,297	384,693
4019XX Weber				
Rev	770,954	821,767	(50,813)	1,644,193
Exp	737,394	915,786	178,392	1,841,818
Net	33,560	(94,019)	127,579	(197,625)
4020XX Ice Rnk				
Rev	570,991	642,724	(71,733)	1,370,570
Exp	595,229	668,062	72,833	1,367,106
Net	(24,238)	(25,338)	1,100	3,464
4022XX Golf Crs				
Rev	262,854	152,330	110,524	304,783
Exp	188,695	123,197	(65,498)	276,477
Net	74,159	29,133	45,026	28,306

11/11/2026 Skokie Park District
FY 2026/2027 Budget Analysis
6 Months Revenue Facilities Fund 40

Fund/Ctr/Acty	YTD Actual as of 10/31/2026 FY 2027	YTD Budget as of 10/31/2026 FY 2027	Difference FY 2027	Full Year Budget FY 2027
4024XX Dev Pool				
Rev	233,847	244,330	(10,483)	244,330
Exp	206,606	219,318	12,712	245,105
Net	27,241	25,012	2,229	(775)
4025XX Swim Lessons				
Rev	52,181	57,282	(5,101)	104,468
Exp	28,799	36,686	7,887	68,601
Net	23,382	20,596	2,786	35,867
4026XX SWP				
Rev	892,045	958,048	(66,003)	1,009,388
Exp	715,476	697,253	(18,223)	819,777
Net	176,569	260,795	(84,226)	189,611
4030XX Camps				
Rev	954,953	1,057,577	(102,624)	1,057,577
Exp	641,097	755,480	114,383	755,480
Net	313,856	302,097	11,759	302,097
4040XX Athletics				
Rev	413,627	298,409	115,218	597,058
Exp	269,124	304,693	35,569	570,137
Net	144,503	(6,284)	150,787	26,921
Total Fund 40				
Rev	5,509,983	5,220,203	289,780	8,300,834
Exp	4,657,081	4,875,299	218,218	8,270,682
Net	852,902	344,904	507,998	30,152

Skokie Park District
11/11/26 FY 2026/2027 Budget Analysis
6 Months Museum Fund 55

Fund/Ctr/Acty	YTD Actual as of 10/31/2026 FY 2027	YTD Budget as of 10/31/2026 FY 2027	Difference FY 2027	Full Year Budgets FY 2027
551010 Gnl				
Rev	266,474	442,261	(175,787)	891,025
Exp	59,598	60,740	1,142	121,529
Net	206,876	381,521	(176,929)	769,496
555310 ECNC Admin				
Rev	14,152	14,636	(484)	27,660
Exp	233,780	287,740	53,960	578,268
Net	(219,628)	(273,104)	53,476	(550,608)
555312 ECNC Programs				
Rev	85,067	105,950	(20,883)	209,415
Exp	77,359	116,874	39,515	252,673
Net	7,708	(10,924)	18,632	(43,258)
555330/44 ECNC Camps				
Rev	456,736	468,194	(11,458)	468,194
Exp	313,446	367,304	53,858	367,304
Net	143,290	100,890	42,400	100,890
555510 S.H.M				
Rev	16,312	15,654	658	28,322
Exp	96,700	114,531	17,831	226,307
Net	(80,388)	(98,877)	18,489	(197,985)
Total Fund 55				
Rev	838,741	1,046,695	(207,954)	1,624,616
Exp	780,883	947,189	166,306	1,546,081
Net	57,858	99,506	(41,648)	78,535

Skokie Park District
11/11/26 FY 2026/2027 Budget Analysis
6 Monthes Other Funds **MAINLY WAITING ON FURTHE PROPERTY TAX RECEIPTS**

Fund/Ctr/Acty	YTD Actual as of 07/31/2023 FY 2027	YTD Budget as of 10/31/2026 FY 2027	Difference FY 2027	Full Year Budgets FY 2027
Fund 50 Special Recreation				
Rev	337,932	237,678	100,254	825,797
Exp	757,786	775,936	18,150	1,257,240
Net	(419,854)	(538,258)	118,404	(431,443)
Fund 60 IMRF				
Rev	136,525	290,564	(154,039)	519,140
Exp	251,484	218,704	(32,780)	448,000
Net	(114,959)	71,860	(186,819)	71,140
Fund 65 Liability				
Rev	177,133	79,535	97,598	563,530
Exp	339,206	327,895	(11,311)	668,325
Net	(162,073)	(248,360)	86,287	(104,795)
Fund 70 Social Security				
Rev	507,969	1,165,877	(657,908)	1,740,133
Exp	599,850	573,762	(26,088)	1,147,524
Net	(91,881)	592,115	(683,996)	592,609
Fund 80 Audit				
Rev	19,142	24,323	(5,181)	54,088
Exp	32,900	39,000	6,100	50,000
Net	(13,758)	(14,677)	919	4,088
Fund 90 Debt Service				
Rev	1,326,533	1,536,168	(209,635)	6,240,717
Exp	44,425	11,454	(32,971)	6,218,340
Net	1,282,108	1,524,714	(242,606)	22,377

Skokie Park District

BOARD SUMMARY

Date:	November 17, 2026
To:	Board of Park Commissioners
From:	Breanne Labus, Superintendent of Recreation & Facilities
RE:	2026 Camp Report and 2027 Camp Fee Proposal
Summary:	The Camp Report and Presentation for the 2026 camp season and recommendations and fee proposals for 2027 are attached. The survey comments are available separately.
Recommendation	Staff recommend approval of the proposed camp fees for 2027.
Motion:	Move to approve the 2027 camp fees as proposed.

SKOKIE PARK DISTRICT / BOARD PRESENTATION

SUMMER CAMP

2026 CAMP BOARD REPORT

November 17, 2026

Breanne Labus | Superintendent of Recreation & Facilities
Mary Amato | Assistant Superintendent of Recreation

Camp report overview

01 Camp registration

02 Camp survey results

03 Fee assistance & inclusion recap

04 Camp financials

05 Proposed 2027 fees

06 2027 camp plans

SUMMER CAMP 2026

Camp registration

Recap, results & 2027 plans

SECTION 01

2026 Camp Registration

8,674

Registrations

Resident: 7,327

Non-resident: 1,347

2,736

Unique campers

Resident: 2,105

Non-resident: 631

1,919

Unique households

Resident: 1,433

Non-resident: 486

Most popular camps with waitlists

- Emily Oaks Camps
- Cooking Adventures
- Camp Skokie, Jr., & CIT – Oakton
- Art Sparks

Registration Highlights

In 2026, there was an increase in registrations compared to 2025 (+470).

The largest ages served are 7-9 year olds that make up a total of 1,014 campers (37%).

Year comparisons

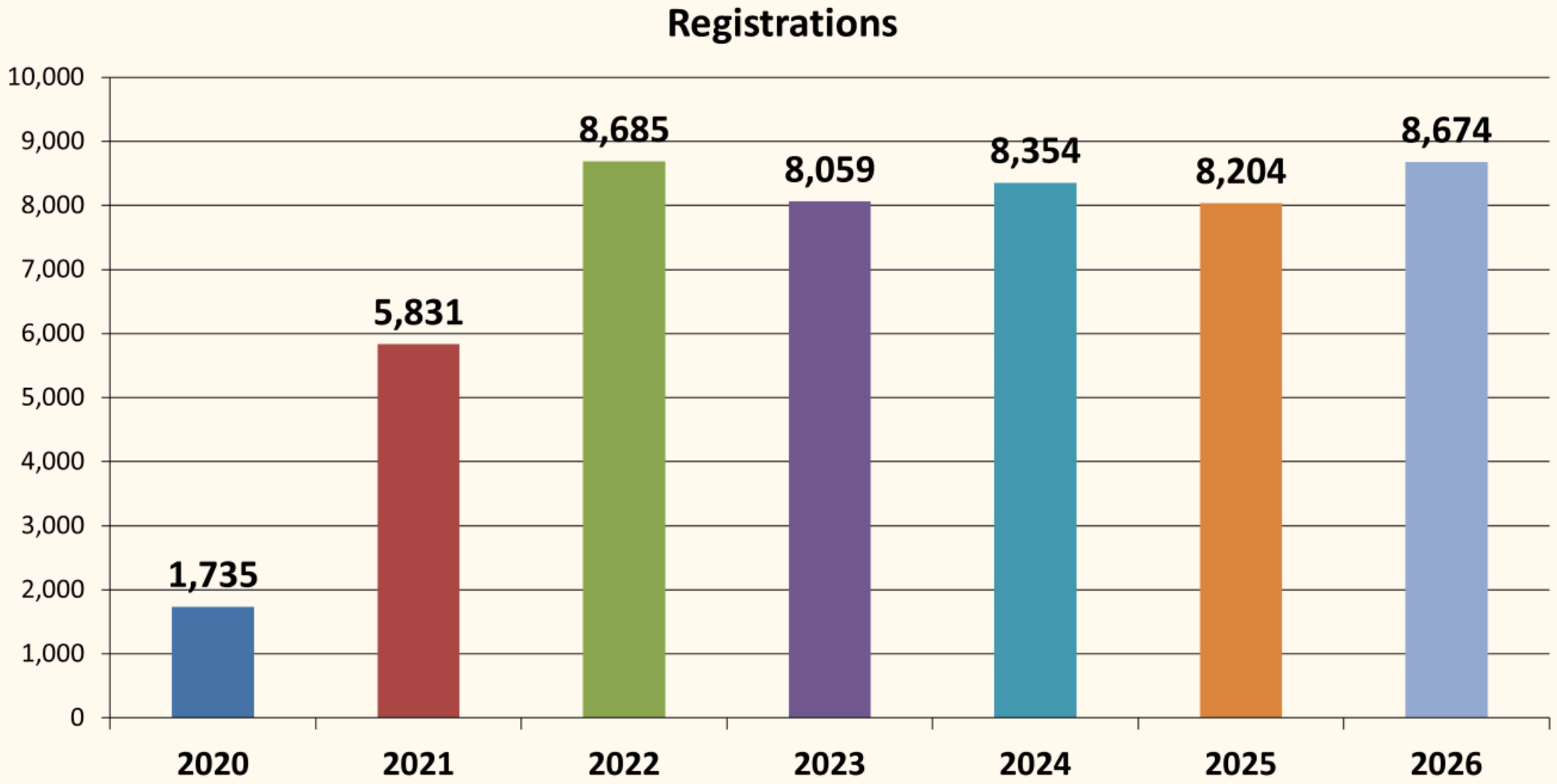

2026 registration highlights

- ePACT, the new digital platform for collecting camper information (2,500 users), was rolled out successfully.
- Over 5,733 registrations by 1 p.m. on resident registration day.
- Over 75 different summer camps were offered across more than 480 sections.
- Almost all campers placed on a waitlist on the first day of registration were accommodated.

2027 registration

FEB 7

Resident registration • noon

What families can expect

2027 registration will follow a similar process to 2026!

- Continue registration updates and reminders on social media and in the Summer Camp Guide.
- Continue to have a “popular” icon in the Summer Camp Guide next to camps that filled quickly in 2026.

SUMMER CAMP 2026

Camp survey results

Parent feedback, staff ratings & takeaways

SECTION 02

Camp survey results

514

2026 responses

446

2025 responses

436

2024 responses

Would recommend trend

2026: 94% (86% Yes; 8% Maybe)
2025: 94% (86% Yes; 8% Maybe)
2024: 94% (87% Yes; 7% Maybe)

Staff communication rating

2026: 4.61
2025: 4.42
2024: 4.46

Camp welcome guide

2026: 4.80
2025: 4.73
2024: 4.73

Camp app rating

2026: 4.2
2025: 4.31
2024: 4.15

Survey sent to over 1,700 parents in the app and more via email. Session 1, Session 2 and end-of-summer surveys were combined and averaged.

Staff ratings

	2026	2025	2024	2023
Camp Supervisors	4.81	4.63	4.58	4.45
Camp Directors	4.78	4.63	4.66	4.43
Counselors / Leaders	4.78	4.57	4.54	4.29

2026 takeaway Average score in 2026 was 4.78 or higher across all three staff groups and increased from 2025.

2026 parent survey takeaways

- Results were consistent with previous years; camp app rating had a notable drop, while all other categories improved.
- Staff energy and friendliness are top strengths and consistently the most appreciated.
- Communication and consistency remain the main areas for improvement for both parents and campers.
- More counselor training is needed in engagement, behavior management, and inclusion.
- Families appreciate program variety but want more structured activities for some camps.
- Operations and logistics need better proactive communication and refinement for some camps.

Summer camp staff survey highlights

	2025	2026
Felt very supported by their camp supervisor	70%	85%
Rated their overall camp work experience good or excellent	90%	97%
Would recommend the job to a friend	87%	89%
First-year staff who said yes to returning next summer	60%	80%

In their own words: Staff described building relationships with campers as the most rewarding part of the job.

Celebrating our camp team

STAFF SPOTLIGHT

Perfect attendance raffle winners!





Thank you, camp staff!

Recognizing the team members who demonstrated perfect attendance.

SUMMER CAMP 2026

Fee assistance & inclusion

Access, affordability & camper support

SECTION 03

Fee assistance awarded for camp 2026

Skokie Park District Fee Assistance

$19,397 awarded • 30 families • 47 campers

Skokie Park District Special Fee Assistance for AFC

$34,584 awarded • 16 families • 24 campers

TED Scholarship

$1,638 awarded • 1 family • 2 campers

Niles Township

$33,861• 23 families • 34 campers.

Total assistance

$89,480 awarded to 70 families; 107 campers!

2025: $ 125,886 awarded to 64 families; 81 campers

2024: $101,900 awarded to 67 families; 75 campers

Niles Township awarded $33,861 to 23 families, covering 34 campers. Of that amount, $17,698 offset the Park District's shortfall. Action for Children (AFC) is funded by the State of Illinois. Because Skokie Park District stopped accepting AFC funds for summer camp, which had made up a large share of assistance in earlier years, its own special fee assistance supported these families in 2026 and will do so again in 2027. A few AFC families elected to not to apply for fee assistance or attend Skokie Park District camps in 2026.

Inclusion report

NUMBER OF CAMPERS SUPPORTED IN ANY CAPACITY BY MNASR & SPD STAFF

A new dedicated Skokie Park District staff, Leah Hurwitz, was assigned to assist with inclusion for camp 2026.

84

2026 campers supported by MNASR

83

2025 campers supported by MNASR

63

2024 campers supported by MNASR

Fee assistance & inclusion costs

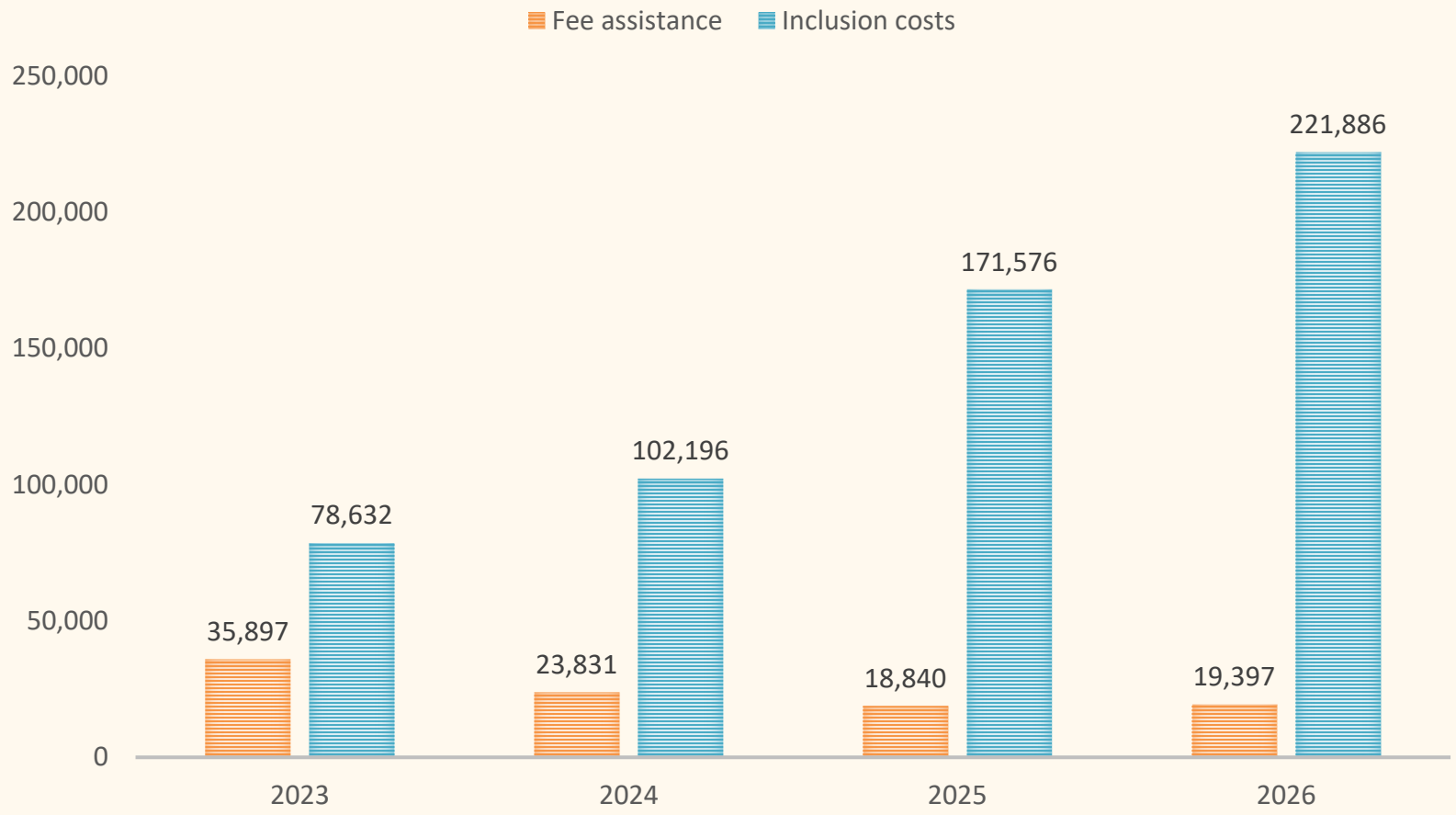

2026 SPD fee assistance

$ 19,397

2026 inclusion costs

$ 221,886

The large increase in inclusion cost is due to MNASR adding an additional support staff to manage Skokie's case load, adjusted hourly rates, and supporting more campers 1:1 in 2026.

Camp financials

Revenue, expenses & net revenue

SECTION 04

2026 revenue & expenses by fund

Camp accounts	Revenue Budget / Actual	Expenses Budget / Actual	Net revenue Budget / Actual
Recreation (Fund 20; Oakton and Devonshire)	$ 1,922,067 / **$1,887,311**	$ 1,257,194 / **$ 1,223,011**	$ 664,873 / **$ 664,300 (35%)**
Facilities (Fund 40; Weber, Skatium, Athletics, Aquatics)	$ 1,057,577 / **$ 954,953**	$ 755,480 / **$ 641,097**	$ 302,097 / **$ 313,856 (33%)**
Nature & Specialty (Fund 55; Emily Oaks and Skokie Heritage Museum)	$ 468,194 / **$ 456,736**	$ 367,304 / **$ 313,446**	$ 100,890 / **$ 143,290 (31%)**
All Camps Total	$ 3,077,511 / **$ 3,299,000**	$ 2,099,749 / **$ 2,177,554**	$ 1,067,860 / **$ 1,121,446 (34%)**

2026 financial notes

- Fund 20; no unexpected changes and actuals are close to what was budgeted.
- Fund 40; Sports Camp South, Hockey Camp, and Varsity Sports Camp had less enrollment than anticipated and the rebranded Mini Movers camp did not run due to low enrollment.
- In Fund 55, expenses were partly offset by full-time staffing support and the cancellation of Nature of Art. Meanwhile, the museum ran additional specialty contractual camps at two separate locations.

Year comparison

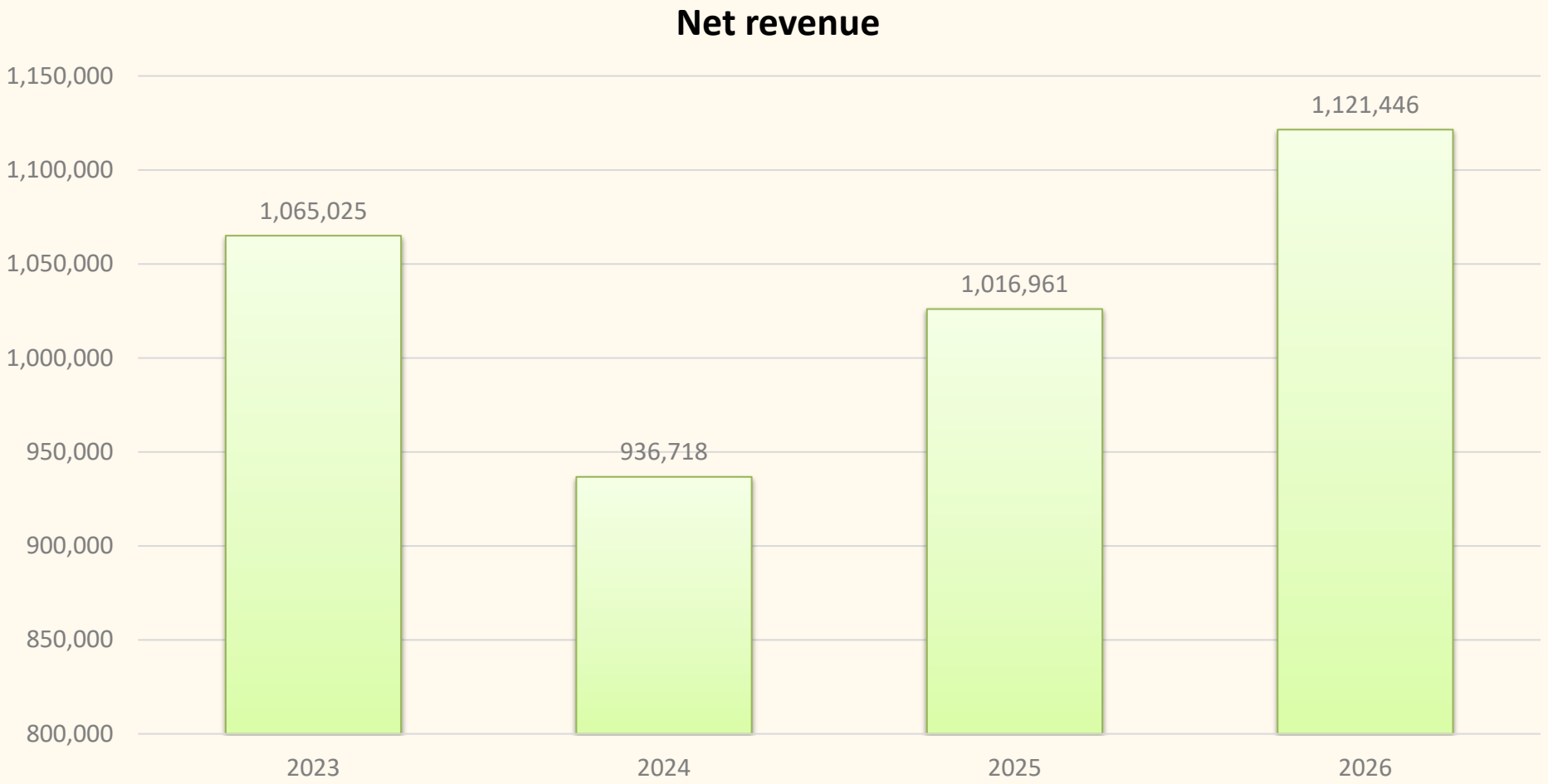

A 10% increase in net revenues compared to 2025

SUMMER CAMP 2026

Proposed fees & plans

2027 fee recommendations and camp updates

SECTION 05

Camp fees 2027 overview

- All camp fees were set and adjusted to meet the District's 25% net revenue policy. A majority of the recommended increases are under 5%.
- Fee adjustments help support increases in wages, supplies, bussing, field trips, and entertainers. Camps that increased more than 4-5% anticipate added field trips, staff, and expenses to their camps.
- Increased fees will support overall pay scale adjustments, camp staff recruitment, and the incentive program.
- Camp Supervisors were mindful of increases based on 2026 net revenues and anticipated 2027 expense increases.

Proposed camp fees

Camp name	2026 hourly rate	% increase	2027 hourly rate
Extended AM & PM	$6.50	0%	**$6.50**
CIT	$5.25	5%	**$5.52**
Art Sparks	$6.61	4%	**$6.87**
Jr. Lifeguard Camp	$6.39	4%	**$6.64**
Behind the Scenes	$5.25	5%	**$5.52**
Camp Skokie	$6.50	0%	**$6.50**
Camp Skokie, Jr.	$6.92	5%	**$7.27**
Circus Camps	$6.82	2%	**$6.96**
Cooking Camps	$7.60	2%	**$7.75**
Cultural Arts Camp	$8.82	0%	**$8.82**

Proposed camp fees • continued

Camp name	2026 hourly rate	% increase	2027 hourly rate
Dance Intensive	$6.25	4%	**$6.50**
Earth Explorers	$6.50	2%	**$6.63**
Earth Rangers	$8.65	2%	**$8.83**
Earth Travelers	$7.50	2%	**$7.66**
Earth Trekkers	$8.57	2%	**$8.74**
Figure Skating/Learn to Skate	$7.54	2%	**$7.69**
Final Camp Fling	$6.63	4%	**$6.89**
Hockey Camp	$8.59	3%	**$8.85**
Little Dancers	$6.25	4%	**$6.50**
Little Earth Scouts	$6.50	8%	**$7.00**

Proposed camp fees • continued

Camp name	2026 hourly rate	% increase	2027 hourly rate
Little Travelers	$6.91	3%	**$7.11**
Move and Groove	$7.64	7%	**$8.17**
Outdoor Challenge	$14.36	2%	**$14.65**
Sports Camp North & South	$7.04	6%	**$7.46**
Summer on Broadway (Rising, Jr, Sr, Teen)	$6.87	6%	**$7.27**
Summer on Broadway Intensive	$7.67	6%	**$7.27**
Summers End Jr & Sr	$6.63	4%	**$6.89**
Teen Travelers	$7.64	0%	**$7.64**
Teen Waterpark	$7.64	0%	**$7.64**
Urban Adventures	$8.00	0%	**$8.00**
Varsity Sports Camp	$8.41	5%	**$8.83**

NEW IN 2027



Kindness Ambassador theme

- "Kindness Makes Waves"
- Make Waves Wednesdays; *camp initiative and activities*

New Camps

- Boots & Books and Summer Celebration Camps added at Emily Oaks
- Camp Skokie Central is moving to Terminal Park.
- Camp Skokie camps will now be named Camp Skokie North and Camp Skokie South.
- Craft Cooking and Circus on Broadway added at Devonshire Cultural Center.

QUESTIONS?

Thank you!

Skokie Park District

BOARD SUMMARY

Date:	November 17, 2026
To:	Board of Park Commissioners
From:	Corrie Guynn, Superintendent of Parks, Planning, and Facilities
RE:	Report on the 2026 aquatics season and approval of the 2027 pool fees
Summary:	The 2026 aquatics report, authored by Aquatics Manager Scott Runkle is attached. Scott will be making a presentation at the Board meeting. The report details the 2026 pool season and includes recommendations for 2027 pool hours and fees. The survey comments are available seperately.
Recommendation:	Staff recommend approval of the 2027 pool hours and fees as proposed.
Motion:	Move to approve the 2027 pool hours and fees as proposed.



2026 Pool Report

November 17,2026

Overview

2026 SEASON REVIEW

STAFFING

SURVEY RESULTS

FINANCIALS

2027 HOURS AND FEES



2026 Review

- New Updated Locker Rooms
- Weather
  - Start of the season was better than 2025
  - Air quality days middle of season
  - End of season crawl
- Pass sales remain strong
  - 5,295 sold
    (4,997 in 2025)
  - 47,500 visits
    (43,000 in 2025)
- Over 108,000 total visits
  - Devonshire Aquatic Center – 26,500 +
    (33,500+ in 2025)
  - Skokie Water Playground – 81,500 +
    (83,000 in 2025)



2026 Review
Devonshire Aquatic Center

- Facility Updates
- World's Largest Swim Lesson
- Special Events
  - Winter in July
  - Dive-In Movie

Facility Updates







Special Events

Dive In Movie

- BeetleJuice
  - Sold out, 130 attended (56 in 2025)



Special Event

- Winter in July
  - 200 attended (100 in 2025)



2026 Review
Skokie Water Playground

- Updated Locker Rooms
  - New Flooring
  - New Partitions
  - New Paint on walls and ceiling
  - Suit Spinners
  - New Deck Chairs
- New Bucket
- Resurfacing of Blue slide
- Special Events
  - Rubber Duck Derby
  - World's largest swim lesson
  - Pass Holder Appreciation

Facility Updates






KOKIE
RK DISTRICT


SKOKIE
PARK DISTRICT

Special Events

- 80 participants
  - Over 40,000 participants worldwide

The World's Largest Swimming Lesson™
June 26, 2025



Programming

Learn to Swim

- 340 enrolled
  - (225 in 2025)
- Mornings at Skokie Water Playground
  - 247 Private Lessons (221 in 2025)

Jr. Lifeguard Camp

- New Format half day format
- 37 enrolled
  - (17 in 2025)





Birthday Parties and Private Rentals

Birthday Parties

126 total (128 in 2025)

- **111 – Skokie Water Playground**
- **15 – Devonshire Aquatic Center**

Private Rentals

- **40 – Skokie Water Playground**
  - **(42 in 2025)**
- **21 – Devonshire Aquatic Center**
  - **(30 in 2025)**



Staffing

- **Full staffing levels for 3rd year in a row**
- **146 staff total**
- **92 certified lifeguards**
  - **(Plus 14 pool managers)**
  - **48 first year guards**



Staffing - Safety

- **143 “rescues” (149 in 2025)**
  - **24 Devonshire Aquatic Center**
  - **119 Skokie Water Playground**
- **Received 4-Star audits second year in a row**
- **Continued focus on in-service trainings**
- **Best summer of in-service training attendance**



Season Pass Survey

- Survey emailed to 1809 households
  - 252 returned
- Summary of Comments
  - Extend Lap Swim through August and into September
  - Keep Devonshire open longer
  - Warmer water in bucket pool
  - Indoor Pool
  - Improve cleanliness
  - More upright/sitting chairs
  - Longer lap swim hours
  - More food options

Survey Results - Staffing

Survey Results

Cashiers

Poor	0%
Below Average	< 1%
Average	32%
Above Average	31%
Excellent	36%

Lifeguards

Poor	0%
Below Average	2%
Average	22%
Above Average	36%
Excellent	40%

Managers

Poor	0%
Below Average	< 1%
Average	27%
Above Average	35%
Excellent	37%

Concessions

Poor	0%
Below Average	< 2%
Average	43%
Above Average	27%
Excellent	28%



Survey Results

Safety

Excellent	40%
Above Average	33%
Average	25%
Below Average	2%
Poor	<1%

Cleanliness

Excellent	20%
Above Average	31%
Average	36%
Below Average	10%
Poor	3%



Survey Results – Season Passes

- **How were passes purchased?**
  - **Breakdown by household**
    - **30% - Individual**
    - **22% - Two-person**
    - **21% - Three-person**
    - **19% - Four-person**
    - **6% - Five-person**

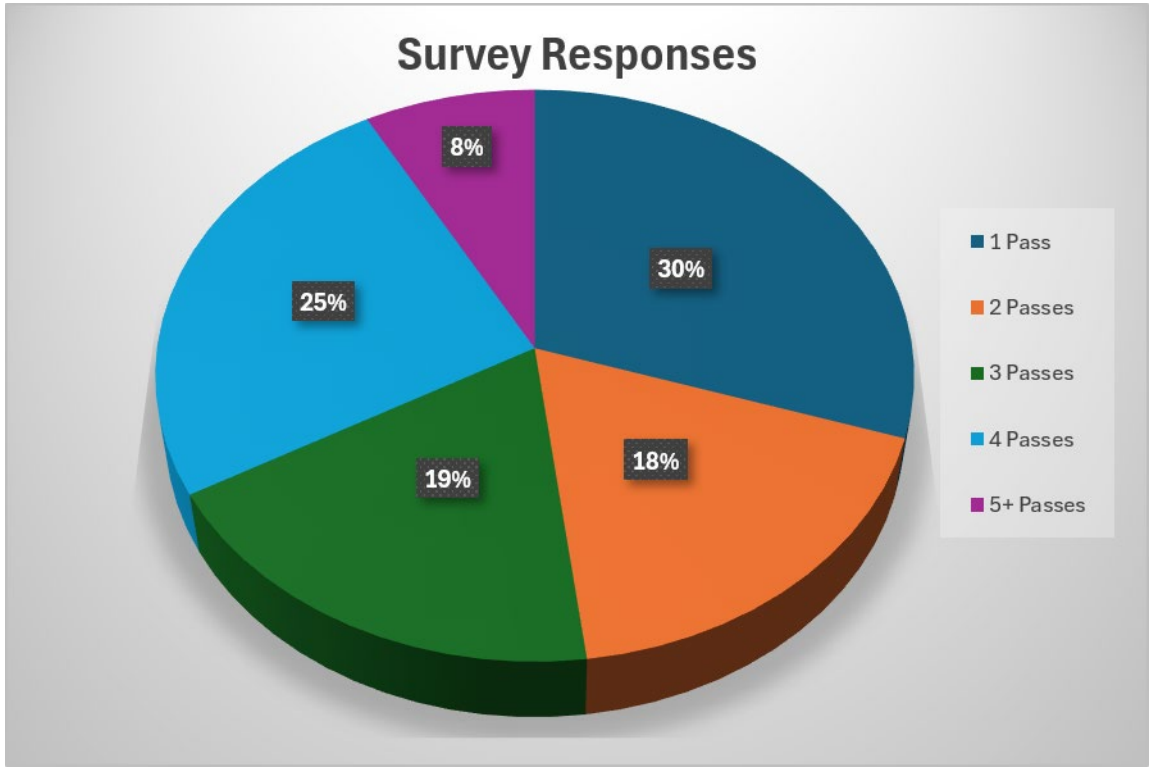

- **4.24 Rating of the value of Season passes**
  - **4.24 in 2025**
  - **4.17 in 2024**

Financials

Devonshire Aquatic Center

	2026	2025
• Revenues	$233,846	$240,071
• Expenses	$230,685	$233,106
Net	$3,161	$6,965

Skokie Water Playground

	2026	2025
• Revenues	$904,378	$977,313
• Expenses	$860,349	$842,223
Net	$44,029	$131,090

2027 Season

Devonshire Aquatic Center

- May 29 – August 15
  - Bonus Week of Lap/tot swim August 16 – 20*
- Same operating hours as 2026

Skokie Water Playground

- June 5 – August 15
- End of Season Hours
  - August 16 – September 6
- Same operating hours as 2026



2027 Season

Devonshire Aquatic Center



Monday	Lap Swim 6:30 - 10am Tot Swim 8:30 - 10am	Season Pass Holders 12pm - 7pm General Admission 12:30pm - 7pm	Male Only Swim 7:30 - 9pm
Tuesday	Lap Swim 6:30 - 11am Tot Swim 8:30 - 11am	Season Pass Holders 12pm - 7pm General Admission 12:30pm - 7pm	Female Only Swim 7:30 - 9pm
Wednesday	Lap Swim 6:30 - 10am Tot Swim 8:30 - 10am	Season Pass Holders 12pm - 7pm General Admission 12:30pm - 7pm	Rentals 7:30 - 9:30pm
Thursday	Lap Swim 6:30 - 11am Tot Swim 8:30 - 11am	Season Pass Holders 12pm - 7pm General Admission 12:30pm - 7pm	Rentals 7:30 - 9:30pm
Friday	Lap Swim 6:30 - 10am Tot Swim 8:30 - 10am	Season Pass Holders 12pm - 8pm General Admission 12:30pm - 8pm	Rentals 8:30 - 10:30pm
Saturday	Lap Swim 6:30 - 10am	Season Pass Holders 10am - 7pm General Admission 12pm - 7pm	Rentals 7:30 - 9:30pm
Sunday	Lap Swim 6:30 - 10am	Season Pass Holders 10am - 7pm General Admission 12pmpm - 7pm	Rentals 7:30 - 9:30pm

2027 Season
Skokie Water Playground



Monday	Lap Swim 6:30 - 10am	Season Pass Holders 11am - 7pm General Admission 12:30pm - 7pm	
Tuesday	Lap Swim 6:30 - 10am	Season Pass Holders 12pm - 7pm General Admission 12:30pm - 7pm	Rentals 7:30 - 9:30pm
Wednesday	Lap Swim 6:30 - 10am	Season Pass Holders 12pm - 7pm General Admission 12:30pm - 7pm	Rentals 7:30 - 9:30pm
Thursday	Lap Swim 6:30 - 10am	Season Pass Holders 12pm - 7pm General Admission 12:30pm - 7pm	Rentals 7:30 - 9:30pm
Friday	Lap Swim 6:30 - 10am	Season Pass Holders 11am - 8pm General Admission 12:30pm - 8pm	Rentals 8:30 - 10:30pm
Saturday	Lap Swim 7 - 10am	Season Pass Holders 10am - 7pm General Admission 12pm - 7pm	Rentals 7:30 - 9:30pm
Sunday	Lap Swim 7- 10am	Season Pass Holders 10am - 7pm General Admission 12 - 7pm	Rentals 7:30 - 9:30pm



2027 Season Pass Fees

	Pre-Season	Regular Season
Resident (Skokie/Evanston)	$65	$75
Non-Resident	$125	$130
Nanny Pass	$100	$100
Senior Pass	$60	$70
Resident Half Season	n/a	$40
Non-Res Half Season	n/a	$75

2027 General Admission Fees

Devonshire Aquatic Center

- **Resident** — **$8**
- **Non-Resident** — ***$16*** **NEW** **($15)**
- **Resident Lap Swim** — **$5**
- **NR Lap Swim** — **$8**

Skokie Water Playground

- **Resident** — **$10**
- **Non-Resident** — ***$20*** **NEW** **($18)**
- **Resident Lap Swim** — **$5**
- **NR Lap Swim** — **$8**



2027 Birthday Parties & Private Rentals



Facility Rentals

Devonshire Aquatic Center

- $350 for the first hour NEW ($300)
- $90 each additional 30 minutes

Skokie Water Playground

- $500 for the first hour, NEW ($450)
- $150 each additional 30 minutes

Birthday Parties

	Resident	Non-Resident
• 1 – 25 guests	$250	$400 NEW ($350)
• 26 -40 guests	$360	$575 NEW ($525)

Projects for 2027

- Replace Bucket Pool heater
- Replace sand in SWP main pool filters
- Paint Devonshire Pools
- Install new isolation valves to main pool at SWP
- Install new wireless communication to “Rock” building for Chemical monitoring
- Acquire more indoor pool time at D129


SKOKIE
PARK DISTRICT

Skokie Park District

BOARD SUMMARY

Date: November 17, 2026

To: Board of Park Commissioners

From: Michelle Tuft, Executive Director

RE: Approval of Credentials for the IAPD Annual Meeting

Summary: The Illinois Association of Park District Annual Meeting will be held at 3:30 p.m. on Saturday, January 30, 2027. In order to be represented at the meeting, the Board needs to designate its voting delegate, 1st alternate, and 2nd alternate.

Recommendation: None.

Motion: Move to approve _____ as the Skokie Park District delegate, _____as 1st alternate and _____ as 2nd alternate to the IAPD annual business meeting on January 30, 2027.

Skokie Park District

BOARD SUMMARY

Date: November 17, 2026

To: Board of Park Commissioners

From: Michelle Tuft, Executive Director

RE: Authorization for Business Related Travel for Park Board Commissioners

Summary: Based on Public Act 99-0604 and the District's Travel Policy Ordinance # 16-013, Park Board Commissioners participating in official business-related travel must have said travel approved in advance by a roll call of the Board.

For the January 2027 Illinois Association of Park Districts Conference (IAPD) President Fischer, and Commissioners' Aberman and Kasalo-Terihaj plan on attending.

Recommendation: Recommend approval of travel for President Fischer and Commissioners Aberman and Kasalo-Terihaj to the IAPD Conference in Chicago in January 2027.

Motion: Move to approve business related travel for President Fischer and Commissioners' Aberman and Kasalo-Terihaj to the IAPD Conference in January 2027.

Skokie Park District

BOARD SUMMARY

Date:	November 17, 2026
To:	Board of Park Commissioners
From:	Michelle Tuft, Executive Director
RE:	Reporting Schedule
Summary:	The Recreation Superintendents, Breanne Labus and Mary Amato, have collaborated with Executive Administrative Assistant, Maeve Creagan to develop a new reporting schedule (attached). The new schedule will report program statistics on a quarterly basis following the programming schedule. It also highlights the timing of special reports. New reports include childcare enrollment reporting. Staff are interested to know if the board has any additional reporting requests.
Recommendation:	Informational only.
Motion:	Informational only.

Board Reporting Schedule for Recreation and Facilities

Month	Reporting Required
November 2026	• Camp Report & Highlights • Pool Report & Highlights • Rec and Facility Numbers & Highlights
December 2026	• Rec and Facility Numbers & Highlights
January 2027	• QUARTERLY: Fall Program Enrollment Numbers • Childcare Enrollment (DCC preschool/Growing Sprouts/TLC childcare/SPACE) • Rec and Facility Numbers & Highlights
February 2027	• Rec and Facility Numbers & Highlights
March 2027	• Rec and Facility Numbers & Highlights
April 2027	• Rec and Facility Numbers & Highlights
May 2027	• QUARTERLY: Winter Program Enrollment Numbers • Childcare Enrollment (DCC preschool/Growing Sprouts/TLC childcare/SPACE) • Rec and Facility Numbers & Highlights
June 2027	• Rec and Facility Numbers & Highlights
July 2027	• QUARTERLY: Spring Program Enrollment Numbers • Childcare Enrollment (DCC preschool/Growing Sprouts/TLC childcare/SPACE) • Rec and Facility Numbers & Highlights
August 2027	• Rec and Facility Numbers & Highlights
September 2027	• QUARTERLY: Summer Program Enrollment Numbers • Childcare Enrollment (DCC preschool/Growing Sprouts/TLC childcare/SPACE) • Rec and Facility Numbers & Highlights
October 2027	• Backlot Bash Highlights by Breanne • Rec and Facility Numbers & Highlights