

Holi Festival of Colours

A photograph of four young women at a Holi festival. They are all smiling and have their faces and clothes covered in colorful powder. The woman on the far left has pink powder on her face and glasses. The woman next to her has pink and red powder. The woman in the middle has yellow and green powder. The woman on the far right has green and blue powder. They are wearing white t-shirts with 'Holi Festival of Colours' printed on them. The background is a crowd of people, some also covered in powder.

Skokie Park District

Budget 2019-20

**2019 - 2020 Budget
Table of Contents**

| | | |
|----|---|-----|
| 1. | District Summary of All Funds | 1 |
| 2. | Corporate Fund Summary | 8 |
| | a. Corporate Fund General | 10 |
| | b. Marketing and Sponsorship..... | 14 |
| | c. Park Services..... | 18 |
| | d. Pooch Park | 25 |
| | e. Corporate Capital..... | 28 |
| 3. | Recreation Fund | 31 |
| | a. Recreation General | 34 |
| | b. Camps – Fund 20..... | 38 |
| | c. Devonshire Cultural Center Summary and Administration..... | 51 |
| | i. Devonshire Preschool..... | 56 |
| | ii. Devonshire Center Cultural Arts | 60 |
| | iii. Devonshire Cultural Center Children Programs..... | 67 |
| | iv. Devonshire Cultural Center Playhouse | 72 |
| | d. Oakton Community Center Summary and Administration..... | 76 |
| | i. Oakton Community Center Senior Programs | 81 |
| | ii. Oakton Community Center Adult Programs | 86 |
| | iii. Oakton Community Center Still Acting Up..... | 90 |
| | iv. Oakton Community Center Exploritorium | 94 |
| | e. Childcare Summary..... | 99 |
| | f. Tot Learning Center Administration | 101 |
| | g. S.P.A.C.E..... | 105 |
| | h. Tot Learning Center | 109 |
| | i. Teens..... | 113 |
| | j. Special Events | 120 |
| | k. Festivals..... | 128 |
| l. | Recreation Capital..... | 133 |

| | | |
|-----|--|-----|
| 4. | Revenue Facilities – Fund 40 | 138 |
| | a. General | 141 |
| | b. Dammrich Rowing Center | 144 |
| | c. Skokie Sports Park..... | 147 |
| | d. Weber Leisure Center Summary and Administration..... | 152 |
| | e. Athletic Classes | 158 |
| | f. Fundamental Fitness Camp | 162 |
| | g. Camp Fling..... | 166 |
| | h. Fitness First! | 170 |
| | i. Skatium Summary and Administration..... | 175 |
| | i. Figure Skating | 180 |
| | ii. Skatium Open Activity..... | 186 |
| | iii. Skatium In House Leagues..... | 190 |
| | iv. Skatium Hockey Classes | 194 |
| | v. Skatium Hockey Leagues..... | 200 |
| | vi. Skatium Ice Rink Rentals..... | 206 |
| | vii. Skatium Other..... | 210 |
| | j. Weber Park Golf Course | 214 |
| | k. Aquatics Summary | 219 |
| | l. Devonshire Aquatics Center..... | 221 |
| | m. Swim Lessons..... | 225 |
| | n. Skokie Water Playground..... | 228 |
| | o. Athletic Camps..... | 233 |
| | p. Athletics | 239 |
| 5. | Fund 55 Museum Fund Summary and Administration | 257 |
| | a. Emily Oaks Nature Center Summary and Administration | 266 |
| | i. Emily Oaks Nature Center Programs..... | 261 |
| | ii.Emily Oaks Nature Center Camps..... | 273 |
| | b. Skokie Heritage Museum | 279 |
| 6. | Special Recreation Fund | 285 |
| 7. | IMRF Fund | 288 |
| 8. | Liability Fund Insurance /Safety | 291 |
| 9. | Social Security Fund | 294 |
| 10. | Audit Fund | 297 |
| 11. | Bond and Interest Fund Debt Service | 300 |
| 12. | Building Improvement Fund | 305 |
| 13. | Vehicle & Equipment Replacement Fund | 310 |
| 14. | Major Projects Fund | 314 |

DISTRICT SUMMARY

3/5/2019

SKOKIE PARK DISTRICT
BUDGET PRESENTATION
FISCAL YEAR 2019-2020

GENERAL ASSUMPTIONS

Salary Increases based on 3%

Inflation factor not used except where applicable.

Health Insurance increase based on 6.00%, 0% for Dental, Vision and Life Insurance at current census.

Utilities:

Electric kept same usage and rates we are locked into

Gas kept same usage

Water 8.5% per Village of Skokie

Based on a 12 month rolling forecast of usage and adding the appropriate increases/decreases.

Minimum Wage:

FY 2019-2020 budget includes increasing the wages of part-time employees at least to the minimum wage if not more.

This has an impact across all District programs.

MAJOR ASSUMPTIONS

Using excess fund balance dollars to help pay for capital projects in Recreation Fund.

This produces a deficit in the Recreation in budget year 2019-2020

Moved the interest costs for the Alternate Revenue Source Bonds (new money issues) to the Corporate Fund from Debt Service.

This causes a small deficit in the Corporate Fund for budget year 2019-2020.

While we are reducing fund balances in both the Corporate (interest expenses) and Recreation Fund (to fund capital projects) we are way above the Board requirements of 50% and 25%.

Capital Projects Fund (where WLC/FF and 7500 Fronage were expensed from) shows a negative balance awaiting revenue from the sale of 7701.

The entire sale will leave a shortfall of approximately \$700,000 which we are working on to fund.

3/5/2019

Skokie Park District
Revenue/Expense Summary
FY 2019-2020 Budgets

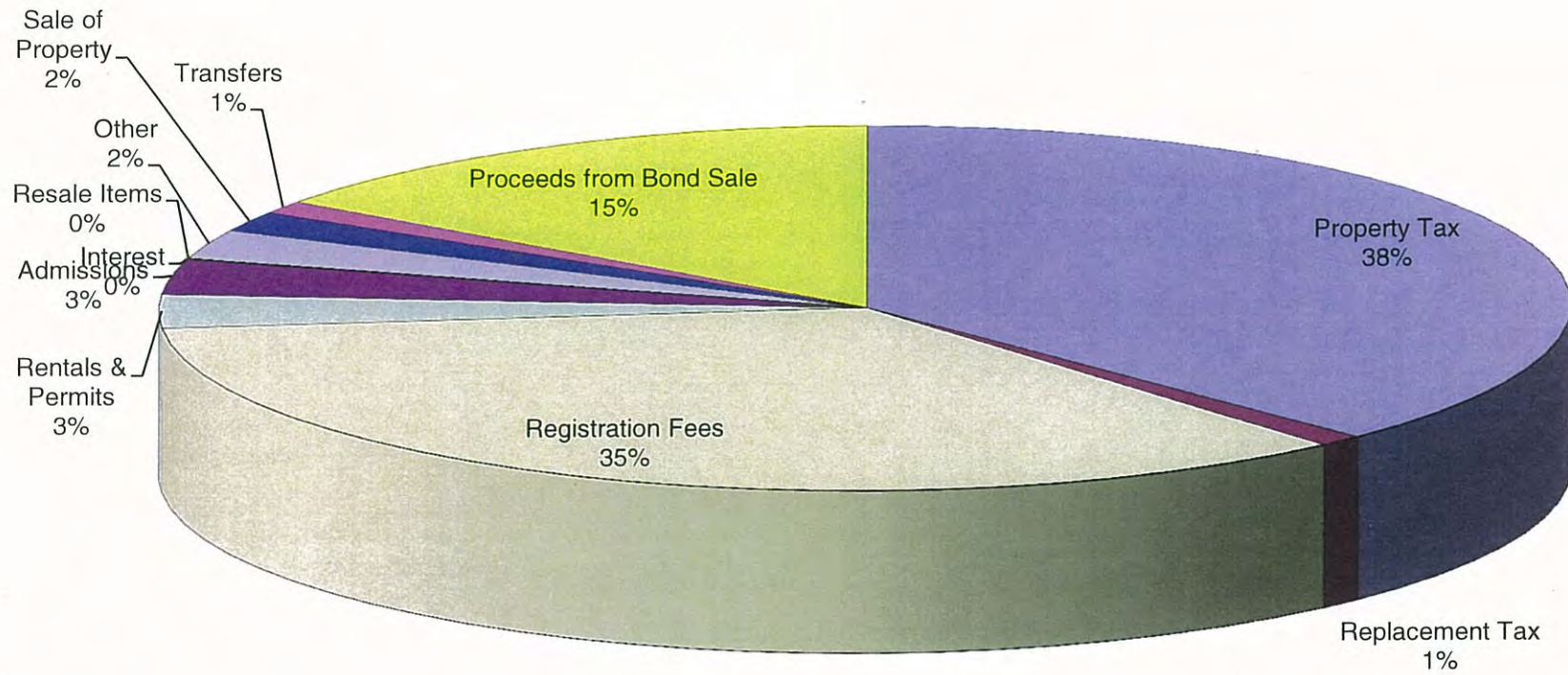
| Fund # | Fund Title | Actual Fund Bal. 4/30/2018 | Estimated FY 2019 Net Balance | Estimated Fund Balance 4/30/2019 | FISCAL Revenues | YEAR Expenses | 2019-2020 Transfers | BUDGET Net | Budgeted Fund Bal. 4/30/2020 |
|-------------------------------|---------------------|----------------------------------|-------------------------------------|--|--------------------|------------------|------------------------|---------------|------------------------------------|
| Operating Funds Only: | | | | | | | | | |
| | 10 Corporate | 3,544,535 | (66,187) | 3,478,348 | 3,809,537 | 3,896,926 | - | (87,389) | 3,390,959 |
| | 20 Recreation | 3,181,321 | (179,321) | 3,002,000 | 7,538,116 | 7,923,979 | - | (385,863) | 2,616,137 |
| | 40 Rev Facilities | (629,708) | (86,857) | (716,565) | 5,780,186 | 5,927,492 | - | (147,306) | (863,871) |
| | 55 Museum | 265,898 | 36,438 | 302,336 | 907,177 | 967,357 | - | (60,180) | 242,156 |
| Total Operating Funds only | | 6,362,046 | (295,927) | 6,066,119 | 18,035,016 | 18,715,754 | - | (680,738) | 5,385,381 |
| Other Type Funds: | | | | | | | | | |
| | 50 Spcl Rec | 35,214 | 13,936 | 49,150 | 748,908 | 760,690 | | (11,782) | 37,368 |
| | 60 IMRF | 39,922 | 54,200 | 94,122 | 650,096 | 628,724 | | 21,372 | 115,494 |
| | 65 Liability | 56,926 | (38,068) | 18,858 | 406,855 | 458,589 | | (51,734) | (32,876) |
| | 70 Social Security | (82,693) | 57,280 | (25,413) | 835,222 | 782,800 | | 52,422 | 27,009 |
| | 80 Audit | 2,717 | 2,864 | 5,581 | 40,263 | 40,000 | | 263 | 5,844 |
| | 90 Bond & Int | (262,894) | 159,694 | (103,200) | 5,146,668 | 5,067,345 | | 79,323 | (23,877) |
| Total Other Type Funds | | (210,808) | 249,906 | 39,098 | 7,828,012 | 7,738,148 | - | 89,864 | 128,962 |
| Capital Expense Funds: | | | | | | | | | |
| | 11 Bldg Imp | 1,890,186 | (696,880) | 1,193,306 | 2,400,400 | 1,675,000 | (160,000) | 565,400 | 1,758,706 |
| | 12 Vehicle/Eqpt Rep | 89,362 | (63,715) | 25,647 | 10,240 | 195,300 | 160,000 | (25,060) | 587 |
| | 91 Major Projects | (2,731,800) | (789,700) | (3,521,500) | 500,000 | - | | 500,000 | (3,021,500) |
| Total Capital Funds | | (752,252) | (1,550,295) | (2,302,547) | 2,910,640 | 1,870,300 | - | 1,040,340 | (1,262,207) |
| Total All Funds | | 5,398,986 | (1,596,316) | 3,802,670 | 28,773,668 | 28,324,202 | - | 449,466 | 4,252,136 |

3/5/2019

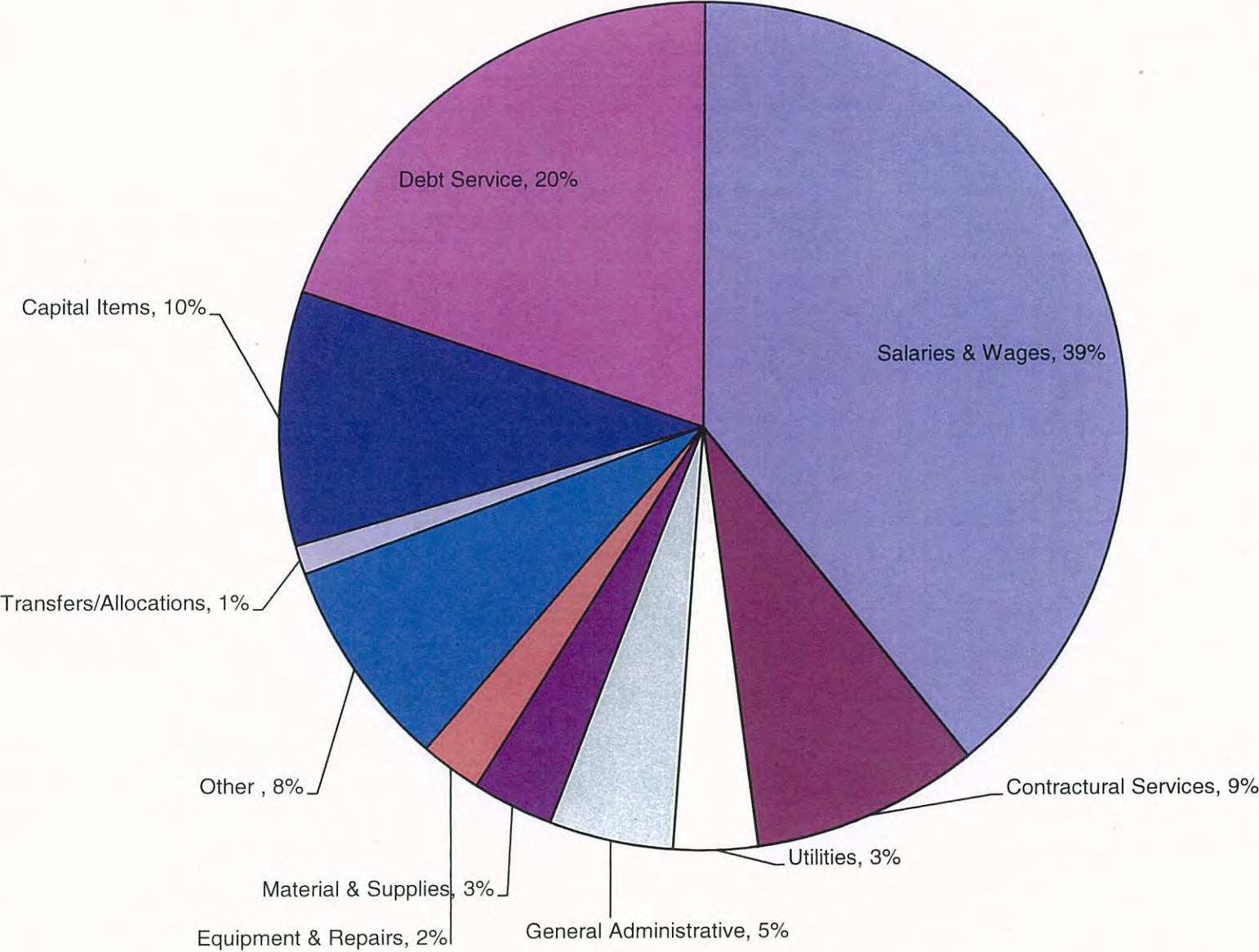
SKOKIE PARK DISTRICT
Revenues/Expenses
FY 2019-2020 Budgets

| | Part of GnlFnd | | | | Recreation | Revenue | Special | Museum | I M R F | Part of Gnrl | Social | Audit | Debt | Total | % age of Total |
|--------------------------------------|------------------|------------------|-----------------|----------------|------------------|------------------|-----------------|-----------------|----------------|-----------------|----------------|---------------|------------------|-------------------|----------------|
| | Corporate | Capital | Capital | Capital | 20 | Facility | Recreation | 55 | Pension | Liability | Security | 80 | Service | | Total |
| | 10 | 11 | 12 | 91 | | 40 | 50 | | 60 | 65 | 70 | | 90 | | |
| REVENUES: | | | | | | | | | | | | | | | |
| Property Tax | 3,302,855 | | | | 1,523,482 | | 748,848 | 593,695 | 650,000 | 402,505 | 835,198 | 40,251 | 2,825,468 | 10,922,302 | 37.7% |
| Replacement Tax | 292,000 | | | | | | | | | | | | | 292,000 | 1.0% |
| Registration Fees | 20,250 | | | | 5,486,033 | 4,241,359 | | 284,152 | | | | | | 10,031,794 | 34.7% |
| Rentals & Permits | - | | | | 82,310 | 753,244 | | 22,190 | | | | | | 857,744 | 3.0% |
| Admissions | | | | | 245,290 | 659,584 | | | | | | | | 904,874 | 3.1% |
| Interest | 6,000 | 300 | 240 | - | 6,000 | 500 | 60 | 500 | 96 | 120 | 24 | 12 | 1,200 | 15,052 | 0.1% |
| Resale Items | - | | | | 300 | 1,739 | | 2,170 | | | | | | 4,209 | 0.0% |
| Other | 188,432 | 400,100 | - | | 52,376 | 106,760 | | 1,220 | | 4,230 | | | | 753,118 | 2.6% |
| Sale of Property | - | | | 500,000 | | | | | | | | | | 510,000 | 1.8% |
| Transfers | - | | 10,000 | - | 142,325 | 17,000 | | 3,250 | | | | | | 322,575 | 1.1% |
| Proceeds from Bond Sale | - | 2,000,000 | 160,000 | - | | | | | | | | | 2,320,000 | 4,320,000 | 14.9% |
| | | | | | | | | | | | | | | - | 0.0% |
| Total Revenue | 3,809,537 | 2,400,400 | 170,240 | 500,000 | 7,538,116 | 5,780,186 | 748,908 | 907,177 | 650,096 | 406,855 | 835,222 | 40,263 | 5,146,668 | 28,933,668 | 100.0% |
| | | | | | | | | | | | | | | | |
| EXPENSES: | | | | | | | | | | | | | | | |
| | 10 | 11 | 12 | 91 | 20 | 40 | 50 | 55 | 60 | 65 | 70 | 80 | 90 | Total | |
| Salaries & Wages | 2,715,335 | | | | 4,109,722 | 3,584,733 | | 651,479 | | 27,189 | | | | 11,088,458 | 39.2% |
| Contractual Services | 566,095 | 25,000 | - | - | 813,484 | 593,826 | 331,200 | 54,751 | | | | 40,000 | 37,400 | 2,461,756 | 8.7% |
| Utilities | 149,951 | | | | 173,498 | 559,101 | | 21,810 | | | | | | 904,360 | 3.2% |
| General Administrative | 758,977 | | | | 307,184 | 217,661 | | 61,176 | | | | | | 1,344,998 | 4.8% |
| Material & Supplies | | | | | 476,605 | 380,640 | | 29,606 | | | | | | 886,851 | 3.1% |
| Equipment & Repairs | 283,908 | | | | 78,251 | 278,271 | | 24,794 | | | | | | 665,224 | 2.4% |
| Other | | | | | | | 429,490 | | 628,724 | 431,400 | 782,800 | | | 2,272,414 | 8.0% |
| Transfers/Allocations | (1,082,410) | 160,000 | | | 800,000 | 313,260 | | 123,741 | | | | | | 314,591 | 1.1% |
| Capital Items | - | 1,650,000 | 195,300 | - | 905,291 | | | | | | | | | 2,750,591 | 9.7% |
| Debt Service | 305,000 | | | | 259,944 | | | | | | | | 5,029,945 | 5,594,889 | 19.8% |
| | | | | | | | | | | | | | | - | 0.0% |
| Total Expenses: | 3,896,926 | 1,835,000 | 195,300 | - | 7,923,979 | 5,927,492 | 760,690 | 967,357 | 628,724 | 458,589 | 782,800 | 40,000 | 5,067,345 | 28,284,132 | 100.0% |
| Net FY 2019 Budget Activity: | (87,389) | 565,400 | (25,060) | 500,000 | (385,863) | (147,306) | (11,782) | (60,180) | 21,372 | (51,734) | 52,422 | 263 | 79,323 | 649,536 | |
| Fund Balance 04/30/2018: | 3,544,535 | 1,890,186 | 89,362 | (2,731,800) | 3,181,321 | (629,708) | 35,214 | 265,898 | 39,922 | 56,926 | (82,693) | 2,717 | (262,894) | 5,398,986 | |
| Estimated Year End Activity FY 2019: | (66,187) | (696,880) | (63,715) | (789,700) | (179,321) | (86,857) | 13,936 | 36,438 | 54,200 | (38,068) | 57,280 | 2,864 | 159,694 | (1,596,316) | |
| Estimated Fund Balance 04/30/2019: | 3,478,348 | 1,193,306 | 25,647 | (3,521,500) | 3,002,000 | (716,565) | 49,150 | 302,336 | 94,122 | 18,858 | (25,413) | 5,581 | (103,200) | 3,802,670 | |
| Net FY 2020 Budget: | (87,389) | 565,400 | (25,060) | 500,000 | (385,863) | (147,306) | (11,782) | (60,180) | 21,372 | (51,734) | 52,422 | 263 | 79,323 | 449,466 | |
| Estimated Fund Balance 04/30/2020: | 3,390,959 | 1,758,706 | 587 | (3,021,500) | 2,616,137 | (863,871) | 37,368 | 242,156 | 115,494 | (32,876) | 27,009 | 5,844 | (23,877) | 4,252,136 | |

FY 2019-2020 Budget Revenues



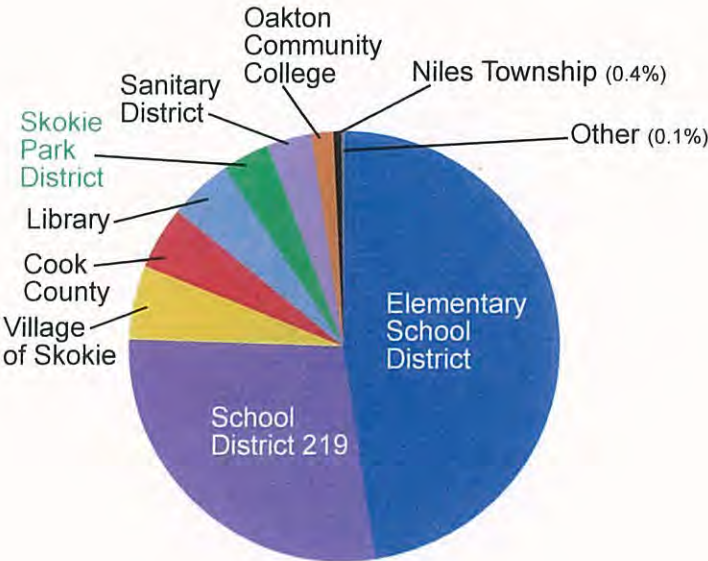
SKOKIE PARK DISTRICT
FY 2019-2020
Budget Expenditures



Where Your Tax Dollars Go (2017)

| | Percent |
|-----------------------------|---------|
| Elementary School District* | 47.8% |
| School District 219 | 28.1% |
| Village of Skokie | 5.3% |
| Cook County | 4.9% |
| Skokie Public Library | 4.6% |
| Skokie Park District | 3.6% |
| Sanitary District | 3.3% |
| Oakton Community College | 1.9% |
| Niles Township | 0.4% |
| Other | 0.1% |

** Percentage for School District 69. Actual percentages will vary depending on the district in which you live.*



CORPORATE FUND SUMMARY

3/5/2019

Skokie Park District
 FY 2019/2020 Budget Analysis
 Corporate Fund

| Fund/Ctr/Acty | FY 2019 Budget | FY 2019 8 Month Actual | FY 2019 Projected Year End | FY 2020 Budget |
|------------------------------------|-------------------|---------------------------|-------------------------------|-------------------|
| 101010 Gnl | | | | |
| Rev | 3,548,028 | 1,665,248 | 3,613,010 | 3,609,055 |
| Exp | 787,107 | 652,644 | 1,064,338 | 1,067,724 |
| Net | 2,760,921 | 1,012,604 | 2,548,672 | 2,541,331 |
| 101222 Sponsorship | | | | |
| Rev | 144,650 | 151,977 | 165,877 | 140,850 |
| Exp | 249,595 | 245,769 | 280,034 | 255,977 |
| Net | (104,945) | (93,792) | (114,157) | (115,127) |
| 101225 Mktg | | | | |
| Rev | 0 | 5,149 | 5,149 | 0 |
| Exp | 318,325 | 167,655 | 307,961 | 323,700 |
| Net | (318,325) | (162,506) | (302,812) | (323,700) |
| 101515 Pk Srv | | | | |
| Rev | 9,177 | 9,315 | 9,700 | 9,177 |
| Exp | 2,155,093 | 1,430,094 | 2,086,027 | 2,199,092 |
| Net | (2,145,916) | (1,420,779) | (2,076,327) | (2,189,915) |
| 101515304 Pooch Park | | | | |
| Rev | 46,605 | 32,145 | 49,200 | 50,455 |
| Exp | 46,473 | 24,928 | 42,131 | 50,433 |
| Net | 132 | 7,217 | 7,069 | 22 |
| 109510 Corporate Capital | | | | |
| Rev | 0 | 0 | 0 | 0 |
| Exp | 415,000 | 37,632 | 123,632 | 0 |
| Net | (415,000) | (37,632) | (123,632) | 0 |
| Total Fund 10 | | | | |
| Rev | 3,748,460 | 1,863,833 | 3,842,936 | 3,809,537 |
| Exp | 3,971,593 | 2,558,722 | 3,904,123 | 3,896,926 |
| Net | (223,133) | (694,889) | (61,187) | (87,389) |
| Fund Balance per Audit 04/30/2018: | | | 3,544,535 | |
| Projected FY 2019 year end | | | (61,187) | |
| Projected Fund balance 04/30/2019: | | | 3,483,348 | |
| Budget FY 2020: | | | (87,389) | |
| Projected Fund balance 04/30/2020: | | | 3,395,959 | |
| Requirement .50 X 3,896,926 | | | 1,948,463 | |
| Difference | | | 1,447,496 | |

CORPORATE FUND –GENERAL

03/05/19

Skokie Park District
 FY 2019/2020 Budget Analysis
 Corporate Fund

| Fund/Ctr/Acty | FY 2019 Budget | FY 2019 8 Month Actual | FY 2019 Projected Year End | FY 2020 Budget |
|-----------------------------|-------------------|---------------------------|-------------------------------|-------------------|
| 101010 Gnl | | | | |
| <u>REVENUES:</u> | | | | |
| Property Tax: | 3,244,828 | 1,543,595 | 3,310,700 | 3,302,855 |
| Replacement tax: | 292,000 | 119,111 | 292,000 | 292,000 |
| Interest Income: | 11,000 | 284 | 8,000 | 6,000 |
| 3 Other: | 200 | 2,258 | 2,310 | 8,200 |
| Total Revenues: | 3,548,028 | 1,665,248 | 3,613,010 | 3,609,055 |
| <u>EXPENSES:</u> | | | | |
| Salary & Wages: | 1,011,262 | 663,454 | 999,154 | 1,041,124 |
| 1 Contract Services: | (749,753) | (485,236) | (735,943) | (875,822) |
| Utilities: | 21,780 | 13,172 | 20,630 | 22,800 |
| 3 General & Administrative: | 423,434 | 293,162 | 472,246 | 499,714 |
| Material & Supplies: | 49,740 | 23,546 | 45,000 | 45,000 |
| Equipment & Repairs | 30,644 | 17,046 | 29,500 | 29,908 |
| 2 Interest ARS Bonds | 0 | 127,500 | 233,751 | 305,000 |
| Total Expenses: | 787,107 | 652,644 | 1,064,338 | 1,067,724 |
| Net Revenues - Expenses | 2,760,921 | 1,012,604 | 2,548,672 | 2,541,331 |

Footnote # 1: Contract Services:

Increase in corporate allocation to other funds \$180K plus \$50k for Comprehensive plan

Footnote # 2: Interest on ARS Bonds

Moved to Fund 10 to pay from operations

Footnote # 3:

Added in revenue and expense of \$8,000 for Skokie Cares

SKOKIE PARK DISTRICT
 DETAILED BUDGET REPORT

FUND: Corporate Fund

| ACCOUNT NUMBER | ACCOUNT DESCRIPTION | --2017-- | --2018-- | 2019 | | --2020-- | |
|--------------------------------|--------------------------------|-------------|-------------|-------------|--------------|-------------|------------------|
| | | ACTUAL | ACTUAL | BUDGETED | 8 MO. ACTUAL | PROJECTED | REQUESTED BUDGET |
| ----- | | | | | | | |
| BEGINNING BALANCE | | | | | | 0 | |
| General | | | | | | | |
| REVENUES | | | | | | | |
| Administration | | | | | | | |
| Corporate Administration | | | | | | | |
| 10-10-10-101-4001 | Real Estate Tax Receipts | 3,138,492 | 2,946,865 | 3,244,828 | 1,543,595 | 3,310,700 | 3,302,855 |
| 10-10-10-101-4005 | Replacement Tax Receipts | 383,183 | 364,535 | 292,000 | 119,111 | 292,000 | 292,000 |
| 10-10-10-101-4115 | Program Registrations Tech Cls | 0 | 0 | 0 | 0 | 0 | 0 |
| 10-10-10-101-4300 | Rental of Facility | 0 | 0 | 0 | 0 | 0 | 0 |
| 10-10-10-101-4900 | Miscellaneous Revenue | 7,362 | 10,852 | 200 | 1,748 | 1,800 | 200 |
| 10-10-10-101-4902 | Interest Income | (2,694) | 16,706 | 11,000 | 284 | 8,000 | 6,000 |
| 10-10-10-101-4904 | Sale of Property | 0 | 0 | 0 | 0 | 0 | 0 |
| 10-10-10-101-4996 | Grants/Donations | 0 | 15 | 0 | 10 | 10 | 0 |
| 10-10-10-101-4998 | Misc.Revenue Skokie Cares | 0 | 0 | 0 | 500 | 500 | 8,000 |
| ----- | | | | | | | |
| TOTAL Corporate Administration | | 3,526,343 | 3,338,973 | 3,548,028 | 1,665,248 | 3,613,010 | 3,609,055 |
| TOTAL Administration | | 3,526,343 | 3,338,973 | 3,548,028 | 1,665,248 | 3,613,010 | 3,609,055 |
| TOTAL REVENUES: General | | 3,526,343 | 3,338,973 | 3,548,028 | 1,665,248 | 3,613,010 | 3,609,055 |
| EXPENSES | | | | | | | |
| Administration | | | | | | | |
| Corporate Administration | | | | | | | |
| 10-10-10-101-5000 | S&W Division Heads | 312,289 | 329,936 | 343,248 | 226,731 | 340,000 | 350,319 |
| 10-10-10-101-5001 | S&W Treasurer | 4,153 | 4,153 | 4,154 | 2,769 | 4,154 | 4,154 |
| 10-10-10-101-5040 | S&W Office Staff | 584,673 | 609,596 | 663,860 | 433,954 | 655,000 | 686,651 |
| 10-10-10-101-5077 | S&W Officials | 0 | 0 | 0 | 0 | 0 | 0 |
| 10-10-10-101-5100 | C/S Professional Fees | 11,652 | 5,797 | 13,800 | 8,975 | 11,500 | 76,800 |
| 10-10-10-101-5110 | C/S Legal Expense | 45,895 | 27,078 | 30,000 | 34,982 | 42,000 | 30,000 |
| 10-10-10-101-5115 | C/S Computer Expense | 258,767 | 151,398 | 179,481 | 119,541 | 179,500 | 172,365 |
| 10-10-10-101-5116 | C/S Corporate Allocation | (1,129,000) | (1,129,000) | (1,180,000) | (786,672) | (1,180,000) | (1,360,000) |
| 10-10-10-101-5120 | C/S Subscriptions & Dues | 10,291 | 11,215 | 13,411 | 9,443 | 13,615 | 13,719 |
| 10-10-10-101-5124 | C/S Brochure/Publications | 12,903 | 13,922 | 13,602 | 9,064 | 13,602 | 13,741 |
| 10-10-10-101-5125 | C/S Printing & Postage | 16,130 | 22,012 | 20,513 | 13,789 | 22,000 | 18,513 |
| 10-10-10-101-5127 | C/S Marketing Allocation | 0 | 0 | 0 | 0 | 0 | 0 |
| 10-10-10-101-5150 | C/S Training Expense | 13,039 | 15,513 | 17,700 | 9,710 | 17,100 | 16,300 |
| 10-10-10-101-5155 | C/S Auto Allowance | 2,215 | 0 | 0 | 0 | 0 | 0 |
| 10-10-10-101-5160 | C/S Unemployment Comp Services | 0 | 0 | 0 | 0 | 0 | 0 |
| 10-10-10-101-5170 | C/S Pre/Employment Examination | 6,334 | 6,160 | 5,000 | 4,772 | 8,000 | 6,000 |
| 10-10-10-101-5180 | C/S Facility Allocations | 131,688 | 131,688 | 136,740 | 91,160 | 136,740 | 136,740 |
| 10-10-10-101-5207 | Communications | 24,476 | 31,383 | 21,780 | 13,172 | 20,630 | 22,800 |
| 10-10-10-101-5320 | G&A General Admin. Expense | 257,658 | 307,763 | 286,234 | 205,078 | 340,000 | 349,430 |
| 10-10-10-101-5321 | G&A Admin Exp. Skokie Cares | 0 | 0 | 0 | 0 | 0 | 8,000 |
| 10-10-10-101-5330 | G&A Commissioner's Expenses | 20,642 | 23,894 | 27,550 | 16,140 | 22,246 | 23,550 |

FUND: Corporate Fund

| ACCOUNT NUMBER | ACCOUNT DESCRIPTION | --2017-- ACTUAL | --2018-- ACTUAL | 2019 | | --2020-- REQUESTED BUDGET |
|--------------------------------|---------------------------------|--------------------|--------------------|-----------|---------------------------|---------------------------------|
| | | | | BUDGETED | 8 MO. ACTUAL PROJECTED | |
| ----- | | | | | | |
| General | | | | | | |
| EXPENSES | | | | | | |
| Administration | | | | | | |
| Corporate Administration | | | | | | |
| 10-10-10-101-5350 | G&A Employee Benefits | 105,344 | 106,890 | 109,650 | 71,944 | 110,000 |
| 10-10-10-101-5405 | M&S Copier Supplies | 0 | 0 | 0 | 0 | 0 |
| 10-10-10-101-5412 | M&S Program Supplies | 0 | 0 | 0 | 0 | 0 |
| 10-10-10-101-5470 | M&S Office Supplies | 40,268 | 39,680 | 49,740 | 23,546 | 45,000 |
| 10-10-10-101-5500 | E&R Copier Equipment | 27,738 | 29,446 | 28,484 | 15,935 | 27,500 |
| 10-10-10-101-5501 | E&R Office Equipment | 0 | 0 | 0 | 63 | 0 |
| 10-10-10-101-5513 | E&R Computer Lease Payments | 0 | 0 | 0 | 0 | 0 |
| 10-10-10-101-5539 | E&R Gasoline/Diesel Fuel | 2,134 | 1,446 | 2,160 | 1,048 | 2,000 |
| 10-10-10-101-5899 | Transfers Out | 0 | 0 | 0 | 0 | 0 |
| 10-10-10-101-5900 | Oth Interest Expense | 0 | 0 | 0 | 0 | 0 |
| 10-10-10-101-5901 | Oth Computer Operator Error | 0 | 0 | 0 | 0 | 0 |
| 10-10-10-101-5955 | Interest 2013B ARS | 0 | 0 | 0 | 35,000 | 64,167 |
| 10-10-10-101-5960 | Principal Series 2015B ARS | 0 | 0 | 0 | 0 | 0 |
| 10-10-10-101-5961 | Interest 2015B ARS | 0 | 0 | 0 | 42,500 | 77,917 |
| 10-10-10-101-5972 | Principal Series 2017B Lmtd Tax | 0 | 0 | 0 | 0 | 0 |
| 10-10-10-101-5973 | Interest Series 2017B Lmtd Tax | 0 | 0 | 0 | 50,000 | 91,667 |
| 10-10-10-101-5978 | Principal Series 2019A | 0 | 0 | 0 | 0 | 0 |
| 10-10-10-101-5979 | Interest Series 2019A | 0 | 0 | 0 | 0 | 50,000 |
| ----- | | | | | | |
| TOTAL Corporate Administration | | 759,289 | 739,970 | 787,107 | 652,644 | 1,064,338 |
| TOTAL Administration | | 759,289 | 739,970 | 787,107 | 652,644 | 1,064,338 |
| TOTAL General | | 759,289 | 739,970 | 787,107 | 652,644 | 1,064,338 |
| ----- | | | | | | |
| TOTAL REVENUES | | 3,526,343 | 3,338,973 | 3,548,028 | 1,665,248 | 3,613,010 |
| TOTAL EXPENSES | | 759,289 | 739,970 | 787,107 | 652,644 | 1,064,338 |
| SURPLUS (DEFICIT) | | 2,767,054 | 2,599,003 | 2,760,921 | 1,012,604 | 2,548,672 |
| ----- | | | | | | |

MARKETING AND SPONSORSHIP

3/5/2019

Skokie Park District
FY 2019/2020 Budget Analysis
Corporate Fund

| Fund/Ctr/Acty | FY 2019 Budget | FY 2019 8 Month Actual | FY 2019 Projected Year End | FY 2020 Budget |
|---------------------------|-------------------|---------------------------|-------------------------------|-------------------|
| 101222 Sponsorship | | | | |
| <u>REVENUES:</u> | | | | |
| Fundraising Revenue: | 144,650 | 151,977 | 165,877 | 140,850 |
| Total Revenues: | 144,650 | 151,977 | 165,877 | 140,850 |
| <u>EXPENSES:</u> | | | | |
| Salary & Wages: | 96,595 | 80,449 | 97,210 | 98,309 |
| Contract Services: | 3,750 | 1,896 | 1,082 | 950 |
| Utilities: | 600 | 250 | 600 | 600 |
| General & Administrative: | 4,000 | 11,197 | 15,265 | 15,268 |
| Material & Supplies: | 0 | 0 | 0 | 0 |
| Transfers Out | 144,650 | 151,977 | 165,877 | 140,850 |
| Total Expenses: | 249,595 | 245,769 | 280,034 | 255,977 |
| Net Revenues - Expenses | (104,945) | (93,792) | (114,157) | (115,127) |

FUND: Corporate Fund

| ACCOUNT NUMBER | ACCOUNT DESCRIPTION | --2017-- | --2018-- | 2019 | | --2020-- |
|---------------------------|-----------------------------|-----------|----------|-----------|-----------------|-----------|
| | | ACTUAL | ACTUAL | BUDGETED | 8 MO. ACTUAL | PROJECTED |
| ----- | | | | | | |
| BEGINNING BALANCE | | | | | | 0 |
| Marketing | | | | | | |
| REVENUES | | | | | | |
| Sponsorship | | | | | | |
| Sponsorships | | | | | | |
| 10-12-22-122-4964 | Vending Commissions | 0 | 0 | 0 | 0 | 0 |
| 10-12-22-122-4993 | Fundraising Revenue | 185,584 | 147,390 | 144,650 | 151,977 | 165,877 |
| | | | | | | 140,850 |
| ----- | | | | | | |
| TOTAL Sponsorships | | 185,584 | 147,390 | 144,650 | 151,977 | 165,877 |
| TOTAL Sponsorship | | 185,584 | 147,390 | 144,650 | 151,977 | 165,877 |
| TOTAL REVENUES: Marketing | | 185,584 | 147,390 | 144,650 | 151,977 | 165,877 |
| EXPENSES | | | | | | |
| Sponsorship | | | | | | |
| Sponsorships | | | | | | |
| 10-12-22-122-5010 | S&W Supervisors | 100,675 | 85,674 | 96,595 | 80,449 | 97,210 |
| 10-12-22-122-5040 | S&W Office Staff | 0 | 0 | 0 | 0 | 0 |
| 10-12-22-122-5100 | C/S Professional Services | 0 | 0 | 0 | 0 | 0 |
| 10-12-22-122-5115 | C/S Computer Costs | 766 | 0 | 100 | 1,219 | 155 |
| 10-12-22-122-5120 | C/S Subscriptions & Dues | 254 | 254 | 600 | 304 | 304 |
| 10-12-22-122-5122 | C/S Advertising/Media Misc | 0 | 87 | 0 | 0 | 0 |
| 10-12-22-122-5123 | C/S Promotions/Spcl. Events | 665 | 0 | 2,000 | 73 | 73 |
| 10-12-22-122-5125 | C/S Printing & Postage | 0 | 0 | 0 | 0 | 0 |
| 10-12-22-122-5127 | C/S Marketing Allocation | 0 | 0 | 0 | 0 | 0 |
| 10-12-22-122-5150 | C/S Training Services | 699 | 707 | 1,050 | 300 | 550 |
| 10-12-22-122-5207 | Communication | 1,373 | 400 | 600 | 250 | 600 |
| 10-12-22-122-5320 | G&A General Administrative | 3,403 | 2,637 | 4,000 | 1,880 | 3,240 |
| 10-12-22-122-5350 | G&A Employee Benefits | 0 | 0 | 0 | 9,317 | 12,025 |
| 10-12-22-122-5470 | M&S Office Supplies | 0 | 58 | 0 | 0 | 0 |
| 10-12-22-122-5899 | Transfers Out | 177,784 | 147,390 | 144,650 | 151,977 | 165,877 |
| | | | | | | 140,850 |
| ----- | | | | | | |
| TOTAL Sponsorships | | 285,619 | 237,207 | 249,595 | 245,769 | 280,034 |
| TOTAL Sponsorship | | 285,619 | 237,207 | 249,595 | 245,769 | 280,034 |
| TOTAL Marketing | | 285,619 | 237,207 | 249,595 | 245,769 | 280,034 |
| ----- | | | | | | |
| TOTAL REVENUES | | 185,584 | 147,390 | 144,650 | 151,977 | 165,877 |
| TOTAL EXPENSES | | 285,619 | 237,207 | 249,595 | 245,769 | 280,034 |
| SURPLUS (DEFICIT) | | (100,035) | (89,817) | (104,945) | (93,792) | (114,157) |
| | | | | | | (115,127) |

3/5/2019

Skokie Park District
 FY 2019/2020 Budget Analysis
 Corporate Fund

| Fund/Ctr/Acty | FY 2019 Budget | FY 2019 8 Month Actual | FY 2019 Projected Year End | FY 2020 Budget |
|--------------------------|-------------------|---------------------------|-------------------------------|-------------------|
| 101225 Marketing: | | | | |
| <u>REVENUES:</u> | | | | |
| Other Revenue: | 0 | 1,149 | 1,149 | 0 |
| Transfers In | 0 | 4,000 | 4,000 | 0 |
| Total Revenues: | 0 | 5,149 | 5,149 | 0 |
| <u>EXPENSES:</u> | | | | |
| Salary & Wages: | 225,014 | 150,092 | 223,300 | 232,776 |
| Contract Services: | 61,760 | (6,504) | 52,410 | 58,039 |
| Utilities: | 0 | 0 | 0 | 0 |
| General & Administrative | 30,851 | 24,067 | 31,826 | 32,385 |
| Material & Supplies: | 0 | 0 | 0 | 0 |
| Equipment & Repairs: | 700 | 0 | 425 | 500 |
| Total Expenses: | 318,325 | 167,655 | 307,961 | 323,700 |
| Net Revenues - Expenses | (318,325) | (162,506) | (302,812) | (323,700) |

DATE: 03/05/2019
 TIME: 16:41:16
 ID: BP430000.WOW

SKOKIE PARK DISTRICT
 DETAILED BUDGET REPORT

FUND: Corporate Fund

| ACCOUNT NUMBER | ACCOUNT DESCRIPTION | --2017-- ACTUAL | --2018-- ACTUAL | 2019 | | --2020-- REQUESTED BUDGET | |
|--------------------------------------|--------------------------------|--------------------|--------------------|----------|---------------------------|---------------------------------|---|
| | | | | BUDGETED | 8 MO. ACTUAL PROJECTED | | |
| ----- | | | | | | | |
| BEGINNING BALANCE | | | | | | 0 | |
| Marketing | | | | | | | |
| REVENUES | | | | | | | |
| Marketing | | | | | | | |
| Marketing | | | | | | | |
| 10-12-25-125-4900 | Miscellaneous Revenue | 0 | 0 | 0 | 1,149 | 1,149 | 0 |
| 10-12-25-125-4988 | Brochure Advertising | 0 | 0 | 0 | 0 | 0 | 0 |
| 10-12-25-125-4996 | Grants & Donations | 0 | 0 | 0 | 0 | 0 | 0 |
| 10-12-25-125-4999 | Transfers In | 0 | 250 | 0 | 4,000 | 4,000 | 0 |
| ----- | | | | | | | |
| TOTAL Marketing | | 0 | 250 | 0 | 5,149 | 5,149 | 0 |
| TOTAL Marketing | | 0 | 250 | 0 | 5,149 | 5,149 | 0 |
| TOTAL REVENUES: Marketing | | 0 | 250 | 0 | 5,149 | 5,149 | 0 |
| EXPENSES | | | | | | | |
| Marketing | | | | | | | |
| Marketing Alloc. Human Resourc | | | | | | | |
| 10-12-25-001-5127 | C/S Marketing Alloc.-HumanReso | 0 | 0 | 0 | 0 | 0 | 0 |
| ----- | | | | | | | |
| TOTAL Marketing Alloc. Human Resourc | | 0 | 0 | 0 | 0 | 0 | 0 |
| Marketing Alloc.Sponsorship | | | | | | | |
| 10-12-25-002-5127 | C/S Marketing Alloc.-Sponsorsh | 0 | 0 | 0 | 0 | 0 | 0 |
| ----- | | | | | | | |
| TOTAL Marketing Alloc.Sponsorship | | 0 | 0 | 0 | 0 | 0 | 0 |
| Marketing Alloc. Dev. Administ | | | | | | | |
| 10-12-25-003-5127 | C/S Marketing Alloc.-DCC Admin | 0 | 0 | 0 | 0 | 0 | 0 |
| ----- | | | | | | | |
| TOTAL Marketing Alloc. Dev. Administ | | 0 | 0 | 0 | 0 | 0 | 0 |
| MarketingAlloc.Dev Preschool | | | | | | | |
| 10-12-25-004-5127 | C/S Marketing Alloc.-DevPreSch | 0 | 0 | 0 | 0 | 0 | 0 |
| ----- | | | | | | | |
| TOTAL MarketingAlloc.Dev Preschool | | 0 | 0 | 0 | 0 | 0 | 0 |
| Marketing Alloc.Dev CultrulArt | | | | | | | |
| 10-12-25-005-5127 | C/S Marketing Alloc.-Cult.Arts | 0 | 0 | 0 | 0 | 0 | 0 |
| ----- | | | | | | | |
| TOTAL Marketing Alloc.Dev CultrulArt | | 0 | 0 | 0 | 0 | 0 | 0 |

FUND: Corporate Fund

| ACCOUNT NUMBER | ACCOUNT DESCRIPTION | --2017-- ACTUAL | --2018-- ACTUAL | ----- BUDGETED | 2019 8 MO. ACTUAL | ----- PROJECTED | --2020-- REQUESTED BUDGET |
|-------------------------------|--------------------------------|--------------------|--------------------|-------------------|-------------------------|--------------------|---------------------------------|
| Marketing | | | | | | | |
| Marketing | | | | | | | |
| Marketing Alloc. Museum | | | | | | | |
| 10-12-25-030-5127 | C/S Marketing Alloc. Museum | 0 | 0 | 0 | 0 | 0 | 0 |
| TOTAL Marketing Alloc. Museum | | 0 | 0 | 0 | 0 | 0 | 0 |
| Marketing Alloc. SPA | | | | | | | |
| 10-12-25-031-5127 | C/S Marketing Alloc.-Athletics | 0 | 0 | 0 | 0 | 0 | 0 |
| TOTAL Marketing Alloc. SPA | | 0 | 0 | 0 | 0 | 0 | 0 |
| R&R 5K | | | | | | | |
| 10-12-25-032-5127 | C/S Marketing Allocatin R&R 5K | 0 | 0 | 0 | 0 | 0 | 0 |
| TOTAL R&R 5K | | 0 | 0 | 0 | 0 | 0 | 0 |
| Marketing | | | | | | | |
| 10-12-25-125-5010 | S&W Supervisors | 86,722 | 89,307 | 91,374 | 61,453 | 91,250 | 94,577 |
| 10-12-25-125-5040 | S&W Office Staff | 121,574 | 126,191 | 131,144 | 86,975 | 129,550 | 135,699 |
| 10-12-25-125-5069 | S&W Maintenance Allocation | 2,500 | 2,500 | 2,496 | 1,664 | 2,500 | 2,500 |
| 10-12-25-125-5100 | C/S Professional Services | 21,201 | 43,558 | 28,000 | 9,773 | 21,500 | 26,000 |
| 10-12-25-125-5115 | C/S Computer Expenses | 749 | 1,687 | 700 | 127 | 575 | 700 |
| 10-12-25-125-5120 | C/S Subscriptions & Dues | 1,391 | 1,667 | 1,860 | 1,564 | 1,860 | 1,440 |
| 10-12-25-125-5122 | C/S Advertising/Media Misc. | 22,349 | 13,788 | 21,300 | 8,484 | 19,475 | 20,500 |
| 10-12-25-125-5123 | C/S Promotions/Spcl. Events | 3,371 | 5,346 | 6,000 | 5,200 | 5,200 | 5,500 |
| 10-12-25-125-5124 | C/S Brochure/Publications | 0 | 0 | 1 | (38,196) | 0 | 0 |
| 10-12-25-125-5127 | C/S Marketing Allocation | 0 | 0 | 0 | 0 | 0 | 0 |
| 10-12-25-125-5150 | C/S Training Expense | 2,061 | 2,902 | 3,899 | 6,544 | 3,800 | 3,899 |
| 10-12-25-125-5207 | Communication | 0 | 50 | 0 | 0 | 0 | 0 |
| 10-12-25-125-5320 | G&A General Administrative | 448 | 1,987 | 575 | 291 | 366 | 825 |
| 10-12-25-125-5350 | G&A Employee Benefits | 13,219 | 35,053 | 30,276 | 23,776 | 31,460 | 31,560 |
| 10-12-25-125-5501 | E&R Office Equipment | 0 | 0 | 700 | 0 | 425 | 500 |
| 10-12-25-125-5555 | E&R Repairs & Replacements | 0 | 0 | 0 | 0 | 0 | 0 |
| TOTAL Marketing | | 275,585 | 324,036 | 318,325 | 167,655 | 307,961 | 323,700 |
| TOTAL Marketing | | 275,585 | 324,036 | 318,325 | 167,655 | 307,961 | 323,700 |
| TOTAL Marketing | | 275,585 | 324,036 | 318,325 | 167,655 | 307,961 | 323,700 |
| TOTAL REVENUES | | 0 | 250 | 0 | 5,149 | 5,149 | 0 |
| TOTAL EXPENSES | | 275,585 | 324,036 | 318,325 | 167,655 | 307,961 | 323,700 |
| SURPLUS (DEFICIT) | | (275,585) | (323,786) | (318,325) | (162,506) | (302,812) | (323,700) |

PARK SERVICES

3/5/2019

Skokie Park District
FY 2019/2020 Budget Analysis
Corporate Fund

| Fund/Ctr/Acty | FY 2019 Budget | FY 2019 8 Month Actual | FY 2019 Projected Year End | FY 2020 Budget |
|---------------------------|-------------------|---------------------------|-------------------------------|-------------------|
| 101515115 Park Services | | | | |
| <u>REVENUES:</u> | | | | |
| Other: | 9,177 | 9,315 | 9,700 | 9,177 |
| Transfers In: | 0 | 0 | 0 | 0 |
| Total Revenues: | 9,177 | 9,315 | 9,700 | 9,177 |
| <u>EXPENSES:</u> | | | | |
| Salary & Wages: | 1,294,677 | 864,814 | 1,268,798 | 1,324,498 |
| Contract Services: | 148,667 | 91,704 | 144,368 | 146,237 |
| Utilities: | 122,317 | 70,483 | 118,236 | 126,175 |
| General & Administration: | 225,536 | 152,302 | 206,425 | 211,610 |
| Material & Supplies: | 134,810 | 85,375 | 127,780 | 143,272 |
| Equipment & Repairs: | 229,086 | 165,416 | 225,420 | 247,300 |
| Total Expenses: | 2,155,093 | 1,430,094 | 2,091,027 | 2,199,092 |
| Net Revenues - Expenses | (2,145,916) | (1,420,779) | (2,081,327) | (2,189,915) |

SKOKIE PARK DISTRICT
 DETAILED BUDGET REPORT

FUND: Corporate Fund

| ACCOUNT NUMBER | ACCOUNT DESCRIPTION | --2017-- ACTUAL | --2018-- ACTUAL | ----- BUDGETED | 2019 8 MO. ACTUAL | ----- PROJECTED | --2020-- REQUESTED BUDGET |
|-------------------------------|--------------------------------|--------------------|--------------------|-------------------|-------------------------|--------------------|---------------------------------|
| ----- | | | | | | | 0 |
| BEGINNING BALANCE | | | | | | | |
| Park Services | | | | | | | |
| REVENUES | | | | | | | |
| Park Services | | | | | | | |
| Park Services | | | | | | | |
| 10-15-15-115-4900 | Miscellaneous Revenue | 21,495 | 2,784 | 8,577 | 9,130 | 9,200 | 8,577 |
| 10-15-15-115-4905 | Tree Memorials | 2,325 | 231 | 300 | 0 | 300 | 300 |
| 10-15-15-115-4964 | Vending Commissions | 291 | 362 | 300 | 185 | 200 | 300 |
| 10-15-15-115-4999 | Transfers In | 0 | 0 | 0 | 0 | 0 | 0 |
| TOTAL Park Services | | 24,111 | 3,377 | 9,177 | 9,315 | 9,700 | 9,177 |
| TOTAL Park Services | | 24,111 | 3,377 | 9,177 | 9,315 | 9,700 | 9,177 |
| TOTAL REVENUES: Park Services | | 24,111 | 3,377 | 9,177 | 9,315 | 9,700 | 9,177 |
| EXPENSES | | | | | | | |
| Park Services | | | | | | | |
| Park Services | | | | | | | |
| 10-15-15-115-5010 | S&W Supervisors | 346,584 | 359,360 | 369,613 | 247,977 | 369,613 | 381,658 |
| 10-15-15-115-5040 | S&W Office Staff | 82,665 | 93,077 | 91,234 | 62,095 | 92,000 | 93,563 |
| 10-15-15-115-5060 | S&W Maintenance Staff | 727,762 | 769,192 | 775,145 | 527,923 | 776,485 | 788,508 |
| 10-15-15-115-5061 | S&W Maintenance Staff-Seasonal | 227,890 | 218,453 | 262,549 | 200,578 | 240,000 | 258,716 |
| 10-15-15-115-5063 | S&W Park Monitor | 30,807 | 26,501 | 30,436 | 18,219 | 20,000 | 32,353 |
| 10-15-15-115-5069 | S&W Maintenance Allocation | (234,300) | (234,800) | (234,300) | (191,978) | (234,300) | (230,300) |
| 10-15-15-115-5115 | C/S Computer Costs | 11,795 | 7,746 | 10,825 | 5,410 | 9,500 | 12,515 |
| 10-15-15-115-5120 | C/S Subscription & Dues | 2,745 | 2,989 | 3,001 | 882 | 3,000 | 3,255 |
| 10-15-15-115-5125 | C/S Printing & Postage | 770 | 365 | 350 | 39 | 100 | 350 |
| 10-15-15-115-5130 | C/S Uniforms/Safety Shoes | 5,770 | 6,816 | 6,808 | 4,882 | 6,000 | 6,920 |
| 10-15-15-115-5135 | C/S Mobile Radios | 250 | 1,119 | 14,865 | 13,135 | 13,500 | 3,000 |
| 10-15-15-115-5140 | C/S Tree Trimming/Stump Removl | 16,192 | 16,112 | 15,400 | 3,395 | 15,400 | 15,400 |
| 10-15-15-115-5141 | C/S Equipment Rental | 798 | 3,528 | 1,700 | 359 | 1,000 | 1,700 |
| 10-15-15-115-5145 | C/S Rubbish Removal | 27,201 | 28,896 | 35,455 | 27,765 | 35,000 | 36,255 |
| 10-15-15-115-5150 | C/S Training Expense | 12,308 | 13,598 | 14,900 | 5,324 | 14,000 | 15,100 |
| 10-15-15-115-5185 | C/S Miscellaneous Service Cont | 18,246 | 25,942 | 8,218 | 10,198 | 8,218 | 8,218 |
| 10-15-15-115-5187 | C/S Landscaping Services | 20,693 | 32,199 | 24,900 | 9,365 | 24,900 | 27,124 |
| 10-15-15-115-5191 | C/S Portable Restrooms | 11,600 | 10,590 | 12,245 | 10,950 | 13,750 | 16,400 |
| 10-15-15-115-5201 | Electricity | 42,245 | 56,726 | 61,618 | 29,093 | 57,948 | 64,881 |
| 10-15-15-115-5203 | Water | (7,068) | 21,603 | 24,481 | 28,564 | 30,210 | 27,615 |
| 10-15-15-115-5205 | Natural Gas | 8,705 | 17,047 | 14,913 | 2,189 | 13,178 | 12,318 |
| 10-15-15-115-5206 | Security Alarm | 1,620 | 2,272 | 6,505 | 1,211 | 2,100 | 6,505 |
| 10-15-15-115-5207 | Communication Expense | 4,303 | 9,862 | 14,800 | 9,426 | 14,800 | 14,856 |
| 10-15-15-115-5320 | G/A General Administrative | 603 | 1,164 | 650 | 593 | 925 | 650 |
| 10-15-15-115-5350 | G/A Employee Benefits | 195,724 | 201,026 | 218,846 | 148,153 | 200,000 | 205,310 |
| 10-15-15-115-5419 | M/S Signs | 3,904 | 2,691 | 4,700 | 2,202 | 3,500 | 4,700 |

DATE: 03/05/2019
 TIME: 16:41:45
 ID: BP430000.WOW

SKOKIE PARK DISTRICT
 DETAILED BUDGET REPORT

FUND: Corporate Fund

| ACCOUNT NUMBER | ACCOUNT DESCRIPTION | --2017-- | --2018-- | BUDGETED | 2019 | PROJECTED | --2020-- |
|-------------------|---------------------------------|----------|----------|----------|--------------|-----------|------------------|
| | | ACTUAL | ACTUAL | | 8 MO. ACTUAL | | REQUESTED BUDGET |
| Park Services | | | | | | | |
| EXPENSES | | | | | | | |
| Park Services | | | | | | | |
| Park Services | | | | | | | |
| 10-15-15-115-5429 | M/S Fencing Supplies | 0 | 0 | 1,000 | 418 | 750 | 1,000 |
| 10-15-15-115-5432 | M/S Hardware Stock | 2,497 | 2,543 | 6,800 | 1,498 | 5,800 | 3,050 |
| 10-15-15-115-5434 | M/S Lighting Supplies | 6,465 | 5,737 | 6,650 | 4,815 | 6,650 | 15,650 |
| 10-15-15-115-5436 | M/S Paint Materials/Shop Suply | 2,142 | 1,406 | 6,310 | 3,719 | 5,000 | 3,785 |
| 10-15-15-115-5437 | M/S Cleaning Supplies | 2,933 | 2,414 | 3,325 | 3,349 | 3,325 | 3,325 |
| 10-15-15-115-5461 | M/S Construction Supplies | 9,008 | 5,808 | 9,970 | 6,891 | 9,970 | 10,770 |
| 10-15-15-115-5462 | M/S Trees & Shrubs | 25,325 | 10,334 | 9,900 | 11,414 | 10,000 | 13,900 |
| 10-15-15-115-5463 | M/S Athletic Field Maintenance | 9,011 | 7,807 | 10,000 | 4,380 | 8,500 | 9,450 |
| 10-15-15-115-5464 | M/S Landscape Materials | 7,067 | 6,358 | 8,885 | 5,765 | 8,885 | 8,712 |
| 10-15-15-115-5465 | M/S Sod & Seed | 7,193 | 7,644 | 6,500 | 6,863 | 6,500 | 6,500 |
| 10-15-15-115-5466 | M/S Fertilizer & Top Soil | 7,351 | 7,303 | 11,040 | 4,930 | 11,000 | 11,040 |
| 10-15-15-115-5467 | M/S Street Salt | 6,178 | 5,811 | 7,533 | 747 | 7,500 | 7,643 |
| 10-15-15-115-5468 | M/S Athletic Field Supplies | 7,882 | 6,741 | 8,867 | 4,585 | 7,500 | 8,867 |
| 10-15-15-115-5469 | M/S Annuals & Perennials | 26,838 | 29,820 | 29,930 | 21,287 | 29,000 | 31,480 |
| 10-15-15-115-5470 | M/S Office Supplies | 2,235 | 1,945 | 3,400 | 2,512 | 3,900 | 3,400 |
| 10-15-15-115-5500 | E&R Copy Equipment | 4,277 | 4,277 | 4,320 | 2,768 | 4,320 | 4,320 |
| 10-15-15-115-5512 | E&R Small Equipment | 3,055 | 9,136 | 27,360 | 18,950 | 23,500 | 15,870 |
| 10-15-15-115-5520 | E&R Plumbing Repairs | 13,741 | 7,343 | 14,750 | 14,855 | 15,000 | 20,250 |
| 10-15-15-115-5521 | E&R Electrical Repairs | 276 | 778 | 1,000 | 228 | 500 | 8,000 |
| 10-15-15-115-5528 | E&R Playground Eqpt. Repairs | 14,080 | 13,527 | 16,520 | 10,525 | 18,500 | 18,770 |
| 10-15-15-115-5529 | E&R Playground Re/Surfacing | 6,711 | 10,227 | 10,400 | 6,260 | 8,000 | 10,400 |
| 10-15-15-115-5530 | E&R Vehicle Repair Parts | 14,904 | 13,981 | 14,000 | 11,721 | 14,000 | 12,000 |
| 10-15-15-115-5532 | E&R Vehicle Tires, Tubes Repair | 6,546 | 9,203 | 9,750 | 5,064 | 9,500 | 7,500 |
| 10-15-15-115-5534 | E&R Vehicle Inspection/License | 1,804 | 1,705 | 2,250 | 1,795 | 3,250 | 2,500 |
| 10-15-15-115-5536 | E&R Vehicle Maintenance Supply | 6,279 | 4,375 | 5,790 | 3,281 | 5,000 | 5,790 |
| 10-15-15-115-5538 | E&R Propane Fuel | 7,579 | 6,991 | 9,900 | 8,735 | 9,900 | 12,004 |
| 10-15-15-115-5539 | E&R Gasoline /Diesel Fuel | 33,800 | 38,425 | 42,660 | 39,744 | 48,000 | 37,910 |
| 10-15-15-115-5540 | E&R Mower Repairs | 7,869 | 4,044 | 7,300 | 6,390 | 7,300 | 7,300 |
| 10-15-15-115-5542 | E&R Tractor Repairs | 2,739 | 4,531 | 5,000 | 1,494 | 3,500 | 5,000 |
| 10-15-15-115-5546 | E&R Other Equipment Repairs | 11,038 | 13,158 | 9,370 | 6,641 | 8,000 | 19,370 |
| 10-15-15-115-5547 | E&R Vehicle Repairs | 9,127 | 8,735 | 7,500 | 6,902 | 6,000 | 7,500 |
| 10-15-15-115-5549 | E&R Fencing Repairs | 3,049 | 1,915 | 6,750 | 4,655 | 6,750 | 3,250 |
| 10-15-15-115-5550 | E&R Maintenance Tools | 5,570 | 10,896 | 4,130 | 2,389 | 4,000 | 6,505 |
| 10-15-15-115-5553 | E&R Building Repairs | 2,834 | 2,655 | 8,450 | 6,222 | 8,000 | 10,975 |
| 10-15-15-115-5558 | E&R Park Shelter Repairs | 3,246 | 1,467 | 5,300 | 3,445 | 4,200 | 5,300 |
| 10-15-15-115-5562 | E&R Vandalism Repairs | 600 | 962 | 1,000 | 0 | 250 | 1,000 |
| 10-15-15-115-5565 | E&R Major Repairs | 8,600 | 0 | 3,000 | 0 | 8,750 | 3,700 |
| 10-15-15-115-5566 | E&R Parking Lot Repairs | 8,379 | 7,383 | 7,500 | 1,770 | 6,000 | 17,000 |

SKOKIE PARK DISTRICT
 DETAILED BUDGET REPORT

FUND: Corporate Fund

| ACCOUNT NUMBER | ACCOUNT DESCRIPTION | --2017-- | --2018-- | 2019 | | --2020-- | |
|---------------------|------------------------------|-------------|-------------|-------------|-----------------|-------------|---------------------|
| | | ACTUAL | ACTUAL | BUDGETED | 8 MO. ACTUAL | PROJECTED | REQUESTED BUDGET |
| ----- | | | | | | | |
| Park Services | | | | | | | |
| EXPENSES | | | | | | | |
| Park Services | | | | | | | |
| Park Services | | | | | | | |
| 10-15-15-115-5569 | E&R Basketball Court Repairs | 253 | 391 | 850 | 0 | 400 | 850 |
| 10-15-15-115-5571 | E&R Tennis Court Repairs | 833 | 175 | 2,436 | 82 | 1,000 | 2,436 |
| 10-15-15-115-5575 | E&R Sidewalk Repairs | 582 | 1,400 | 1,800 | 1,500 | 1,800 | 1,800 |
| 10-15-15-115-5589 | E&R Equipment Replacements | 0 | 0 | 0 | 0 | 0 | 0 |
| 10-15-15-115-5805 | Safety Programs | 3,891 | 5,016 | 6,040 | 3,556 | 5,500 | 5,650 |
| 10-15-15-115-5899 | Transfers Out | 0 | 0 | 0 | 0 | 0 | 0 |
| ----- | | | | | | | |
| TOTAL Park Services | | 1,863,599 | 1,978,441 | 2,155,093 | 1,430,094 | 2,086,027 | 2,199,092 |
| TOTAL Park Services | | 1,863,599 | 1,978,441 | 2,155,093 | 1,430,094 | 2,086,027 | 2,199,092 |
| TOTAL Park Services | | 1,863,599 | 1,978,441 | 2,155,093 | 1,430,094 | 2,086,027 | 2,199,092 |
| | | | | | | | |
| TOTAL REVENUES | | 24,111 | 3,377 | 9,177 | 9,315 | 9,700 | 9,177 |
| TOTAL EXPENSES | | 1,863,599 | 1,978,441 | 2,155,093 | 1,430,094 | 2,086,027 | 2,199,092 |
| SURPLUS (DEFICIT) | | (1,839,488) | (1,975,064) | (2,145,916) | (1,420,779) | (2,076,327) | (2,189,915) |

POOCH PARK

3/5/2019

Skokie Park District
FY 2019/2020 Budget Analysis
Corporate Fund

| Fund/Ctr/Acty | FY 2019 Budget | FY 2019 8 Month Actual | FY 2019 Projected Year End | FY 2020 Budget |
|---------------------------|-------------------|---------------------------|-------------------------------|-------------------|
| 101515304 Soccer/Dog Park | | | | |
| <u>REVENUES:</u> | | | | |
| Season Passes POOCH Park | 16,400 | 14,360 | 16,000 | 20,250 |
| Evanston's Share Expense | 29,455 | 12,585 | 28,000 | 29,455 |
| Other Revenue | 500 | 0 | 0 | 500 |
| Transfers In | 250 | 5,200 | 5,200 | 250 |
| Total Revenues: | 46,605 | 32,145 | 49,200 | 50,455 |
| <u>EXPENSES:</u> | | | | |
| Salary & Wages: | 19,516 | 8,724 | 17,658 | 18,628 |
| Contract Services: | 7,298 | 3,958 | 6,793 | 13,429 |
| Utilities: | 529 | 275 | 430 | 376 |
| General & Administrati | 0 | 0 | 0 | 0 |
| 1 Material & Supplies: | 12,430 | 5,110 | 9,850 | 11,800 |
| Equipment & Repairs: | 6,700 | 6,861 | 7,400 | 6,200 |
| Total Expenses: | 46,473 | 24,928 | 42,131 | 50,433 |
| Net Revenues - Expenses | 132 | 7,217 | 7,069 | 22 |

Footnotes:

#1: Increase in fertilizer/topsoial

SKOKIE PARK DISTRICT
 DETAILED BUDGET REPORT

FUND: Corporate Fund

| ACCOUNT NUMBER | ACCOUNT DESCRIPTION | --2017-- ACTUAL | --2018-- ACTUAL | ----- BUDGETED | 2019 8 MO. ACTUAL | ----- PROJECTED | --2020-- REQUESTED BUDGET |
|--------------------------------|--------------------------------|--------------------|--------------------|-------------------|-------------------------|--------------------|---------------------------------|
| ----- | | | | | | | 0 |
| BEGINNING BALANCE | | | | | | | 0 |
| Park Services | | | | | | | |
| REVENUES | | | | | | | |
| Park Services | | | | | | | |
| Soccer/Dog Park Facility | | | | | | | |
| 10-15-15-304-4115 | Program Registration Woofstock | 0 | 0 | 0 | 0 | 0 | 0 |
| 10-15-15-304-4423 | Season Passes POOCH Park | 16,435 | 22,905 | 16,400 | 14,360 | 16,000 | 20,250 |
| 10-15-15-304-4900 | Miscellaneous Revenue | 0 | 0 | 500 | 0 | 0 | 500 |
| 10-15-15-304-4906 | Misc.Rev.Evanston Share of Exp | 44,348 | 28,673 | 29,455 | 12,585 | 28,000 | 29,455 |
| 10-15-15-304-4999 | Transfers In | 950 | 450 | 250 | 5,200 | 5,200 | 250 |
| ----- | | | | | | | |
| TOTAL Soccer/Dog Park Facility | | 61,733 | 52,028 | 46,605 | 32,145 | 49,200 | 50,455 |
| TOTAL Park Services | | 61,733 | 52,028 | 46,605 | 32,145 | 49,200 | 50,455 |
| TOTAL REVENUES: Park Services | | 61,733 | 52,028 | 46,605 | 32,145 | 49,200 | 50,455 |
| EXPENSES | | | | | | | |
| Park Services | | | | | | | |
| Soccer/Dog Park Facility | | | | | | | |
| 10-15-15-304-5008 | S&W Manager | 8,605 | 8,557 | 8,858 | 6,091 | 8,858 | 9,124 |
| 10-15-15-304-5069 | S&W Maintenance Allocation | 0 | 0 | 0 | 0 | 0 | 0 |
| 10-15-15-304-5075 | S&W Attendants | 13,062 | 12,540 | 10,658 | 2,633 | 8,800 | 9,504 |
| 10-15-15-304-5115 | C/S Computer Expense | 7,659 | 501 | 500 | 0 | 0 | 5,500 |
| 10-15-15-304-5126 | C/S Banner Advertisement | 86 | 0 | 0 | 145 | 145 | 0 |
| 10-15-15-304-5145 | C/S Rubbish Removal | 1,671 | 2,326 | 2,670 | 1,221 | 2,200 | 2,670 |
| 10-15-15-304-5187 | C/S Landscaping Services | 1,607 | 1,629 | 1,648 | 712 | 1,648 | 2,469 |
| 10-15-15-304-5191 | C/S Portable Restrooms | 1,120 | 1,960 | 2,480 | 1,880 | 2,800 | 2,790 |
| 10-15-15-304-5201 | Electricity | 438 | 504 | 529 | 275 | 430 | 376 |
| 10-15-15-304-5412 | M&S Program Supplies | 0 | 0 | 0 | 0 | 0 | 0 |
| 10-15-15-304-5434 | M&S Lighting Supplies | 353 | 229 | 200 | 220 | 200 | 200 |
| 10-15-15-304-5461 | M/S Construction Supplies | 0 | 0 | 0 | 0 | 0 | 0 |
| 10-15-15-304-5463 | M&S Field Maintenance | 2,770 | 3,428 | 3,575 | 2,171 | 3,200 | 3,575 |
| 10-15-15-304-5464 | M&S Landscape Material Waste | 4,361 | 1,223 | 4,750 | 1,964 | 4,750 | 4,750 |
| 10-15-15-304-5466 | M&S Fertilizer & Top Soil | 1,931 | 2,146 | 3,905 | 755 | 1,700 | 3,275 |
| 10-15-15-304-5520 | E&R Plumbing/Irrigation Repair | 5,529 | 982 | 1,500 | 1,061 | 900 | 1,500 |
| 10-15-15-304-5521 | E&R Electrical Repairs | 528 | 47 | 200 | 0 | 100 | 200 |
| 10-15-15-304-5528 | E&R Playground Eqpt. Repairs | 0 | 0 | 4,000 | 3,061 | 3,600 | 2,500 |
| 10-15-15-304-5549 | E&R Fencing Repair | 6,048 | 56 | 500 | 2,300 | 2,300 | 1,500 |
| 10-15-15-304-5555 | E&R Repairs & Replacements | 594 | 192 | 500 | 439 | 500 | 500 |
| ----- | | | | | | | |
| TOTAL Soccer/Dog Park Facility | | 56,362 | 36,320 | 46,473 | 24,928 | 42,131 | 50,433 |
| TOTAL Park Services | | 56,362 | 36,320 | 46,473 | 24,928 | 42,131 | 50,433 |
| TOTAL Park Services | | 56,362 | 36,320 | 46,473 | 24,928 | 42,131 | 50,433 |
| ----- | | | | | | | |
| TOTAL REVENUES | | 61,733 | 52,028 | 46,605 | 32,145 | 49,200 | 50,455 |
| TOTAL EXPENSES | | 56,362 | 36,320 | 46,473 | 24,928 | 42,131 | 50,433 |
| SURPLUS (DEFICIT) | | 5,371 | 15,708 | 132 | 7,217 | 7,069 | 22 |

CORPORATE CAPITAL

3/5/2019

Skokie Park District
 FY 2019/2020 Budget Analysis
 Corporate Fund

| Fund/Ctr/Acty | FY 2019 Budget | FY 2019 8 Month Actual | FY 2019 Projected Year End | FY 2020 Budget |
|--------------------------|-------------------|---------------------------|-------------------------------|-------------------|
| 109510 | | | | |
| <u>REVENUES :</u> | | | | |
| Other: | 0 | 0 | 0 | 0 |
| Total Revenues: | 0 | 0 | 0 | 0 |
| <u>EXPENSES :</u> | | | | |
| 1 Capital Projects/Xfers | 415,000 | 37,632 | 123,632 | 0 |
| Total Expenses: | 415,000 | 37,632 | 123,632 | 0 |
| Net Revenues - Expenses | (415,000) | (37,632) | (123,632) | 0 |

Footnote #1: Using Corporate Fund for various Capital Projects

| | | | | |
|----------|----------------------|----|--------|--------------|
| FY 2019: | Tecumseh Plygrnd | \$ | - | |
| | EONC Resurfacing | \$ | 21,944 | |
| | DRC Replace elavator | \$ | - | |
| | SHM bell tower | \$ | 15,000 | only nalysis |
| | 7500 carpet 2nd flr | \$ | 12,688 | |
| | Pool Repairs SWP | \$ | 74,000 | \$ 123,632 |
| FY 2020: | NONE | | | |

DATE: 03/05/2019
 TIME: 16:42:18
 ID: BP430000.WOW

SKOKIE PARK DISTRICT
 DETAILED BUDGET REPORT

FUND: Corporate Fund

| ACCOUNT NUMBER | ACCOUNT DESCRIPTION | --2017-- | --2018-- | ----- 2019 ----- | | --2020-- | |
|------------------------------------|--------------------------|-----------|-----------|------------------|-----------------|-----------|---------------------|
| | | ACTUAL | ACTUAL | BUDGETED | 8 MO. ACTUAL | PROJECTED | REQUESTED BUDGET |
| ----- | | | | | | | |
| Capital Items | | | | | | | |
| EXPENSES | | | | | | | |
| Administration | | | | | | | |
| Administration Capital Items | | | | | | | |
| 10-95-10-109-5591 | E&R Vehicle Replacement | 0 | 0 | 0 | 0 | 0 | |
| 10-95-10-109-5899 | Transfers Out | 0 | 0 | 0 | 0 | 0 | |
| 10-95-10-109-6079 | Ballfield Construction | 0 | 0 | 0 | 0 | 0 | |
| 10-95-10-109-6348 | Park Projects | 140,733 | 100,976 | 415,000 | 37,632 | 123,632 | |
| 10-95-10-109-6520 | Park Services Relocation | 0 | 0 | 0 | 0 | 0 | |
| 10-95-10-109-6561 | Trash Recepticles | 0 | 0 | 0 | 0 | 0 | |
| ----- | | | | | | | |
| TOTAL Administration Capital Items | | 140,733 | 100,976 | 415,000 | 37,632 | 123,632 | 0 |
| TOTAL Administration | | 140,733 | 100,976 | 415,000 | 37,632 | 123,632 | 0 |
| TOTAL Capital Items | | 140,733 | 100,976 | 415,000 | 37,632 | 123,632 | 0 |
| | | | | | | | |
| TOTAL REVENUES | | 0 | 0 | 0 | 0 | 0 | 0 |
| TOTAL EXPENSES | | 140,733 | 100,976 | 415,000 | 37,632 | 123,632 | 0 |
| SURPLUS (DEFICIT) | | (140,733) | (100,976) | (415,000) | (37,632) | (123,632) | 0 |

RECREATION FUND

3/5/2019

SKOKIE PARK DISTRICT
 FY 2019/2020 Budget Analysis
 Fund 20
 Recreation Fund

| Fund/Ctr/Activity | FY 2019 Budget | FY 2019 8 Month Actual | FY 2019 Projected Year End | FY 2020 Budget |
|-----------------------|-------------------|---------------------------|-------------------------------|-------------------|
| 201010 General | | | | |
| Revenues | 1,500,726 | 721,098 | 1,544,880 | 1,529,482 |
| Expenses | 1,203,746 | 834,139 | 1,156,977 | 1,370,215 |
| Net | 296,980 | (113,041) | 387,903 | 159,267 |
| 2030XX Camps | | | | |
| Revenues | 1,220,776 | 1,195,043 | 1,194,271 | 1,373,917 |
| Expenses | 874,643 | 892,001 | 891,937 | 1,079,384 |
| Net | 346,133 | 303,042 | 302,334 | 294,533 |
| | 0.28 | 0.25 | 0.25 | 0.21 |
| 2050XX Devoshire Ctr | | | | |
| Revenues | 823,143 | 505,348 | 786,696 | 838,898 |
| Expenses | 1,070,954 | 693,452 | 1,082,098 | 1,142,941 |
| Net | (247,811) | (188,104) | (295,402) | (304,043) |
| 2051XX Oakton Center | | | | |
| Revenues | 553,569 | 362,846 | 535,903 | 564,800 |
| Expenses | 834,888 | 540,432 | 835,284 | 862,150 |
| Net | (281,319) | (177,586) | (299,381) | (297,350) |
| 2052XX Child Care | | | | |
| Revenues | 2,727,782 | 1,621,938 | 2,787,232 | 2,861,369 |
| Expenses | 1,755,307 | 1,212,973 | 1,935,293 | 2,076,507 |
| Net | 972,475 | 408,965 | 851,939 | 784,862 |
| 2056XX Teen Programs | | | | |
| Revenues | 6,955 | 2,143 | 2,679 | 4,840 |
| Expenses | 7,188 | 2,685 | 4,080 | 4,833 |
| Net | (233) | (542) | (1,401) | 7 |
| 2060XX Special Events | | | | |
| Revenues | 88,905 | 85,340 | 93,460 | 99,130 |
| Expenses | 101,215 | 89,460 | 106,938 | 115,640 |
| Net | (12,310) | (4,120) | (13,478) | (16,510) |
| 2080XX Festivals | | | | |
| Revenues | 250,960 | 213,226 | 252,376 | 265,680 |
| Expenses | 337,536 | 360,961 | 363,912 | 367,787 |
| Net | (86,576) | (147,735) | (111,536) | (102,107) |

| | | | | |
|----------------|-----------|-----------|-------------|-----------|
| 2095XX Capital | | | | |
| Revenues | - | - | - | - |
| Expenses | 812,500 | 803,420 | 1,000,299 | 905,291 |
| Net | (812,500) | (803,420) | (1,000,299) | (905,291) |

| | | | | |
|---------------|-----------|-----------|-----------|-----------|
| Total Fund 20 | | | | |
| Revenues | 7,172,816 | 4,706,982 | 7,197,497 | 7,538,116 |
| Expenses | 6,997,977 | 5,429,523 | 7,376,818 | 7,924,748 |
| Net | 174,839 | (722,541) | (179,321) | (386,632) |

Fund Summary:

| | |
|------------------------------------|-----------|
| | Fund 20 |
| Fund Balance as of 04/30/2018: | 3,181,321 |
| FY 2018 Estimated Net Results: | (179,321) |
| Estimated Fund Balance 04/30/2019: | 3,002,000 |
| FY 2020 Budget: | (386,632) |
| Estimated Fund Balance 04/30/2020: | 2,615,368 |
| 0.25 * 7,923,979 | 1,981,187 |
| | 634,181 |

RECREATION GENERAL

3/5/2019

Skokie Park District
FY 2019/2020 Budget Analysis
Recreation Fund

| Fund/Ctr/Acty | FY 2019 Budget | FY 2019 8 Month Actual | FY 2019 Projected Year End | FY 2020 Budget |
|-------------------------|-------------------|---------------------------|-------------------------------|-------------------|
| 201010 General: | | | | |
| <u>REVENUES:</u> | | | | |
| Property Tax: | 1,490,826 | 708,662 | 1,531,880 | 1,523,482 |
| Interest Income: | 9,900 | 12,436 | 13,000 | 6,000 |
| Other: | 0 | 0 | 0 | 0 |
| Transfers In | 0 | 0 | 0 | 0 |
| Total Revenues: | 1,500,726 | 721,098 | 1,544,880 | 1,529,482 |
| <u>EXPENSES:</u> | | | | |
| Salary & Wages: | 187,963 | 122,755 | 186,528 | 194,524 |
| 1 Contract Services: | 722,439 | 456,260 | 677,202 | 883,059 |
| Utilities: | 660 | 415 | 635 | 660 |
| General & Administrati | 28,692 | 19,817 | 28,800 | 29,148 |
| Material & Supplies: | 0 | 0 | 0 | 0 |
| Equipment & Repairs: | 2,880 | 2,025 | 2,700 | 2,880 |
| Principal & Interest | 261,112 | 232,867 | 261,112 | 259,944 |
| Total Expenses: | 1,203,746 | 834,139 | 1,156,977 | 1,370,215 |
| Net Revenues - Expenses | 296,980 | (113,041) | 387,903 | 159,267 |

Footnote #1:

Increased Corporate Allocation 200,000

SKOKIE PARK DISTRICT
 DETAILED BUDGET REPORT

FUND: Recreation Fund

| ACCOUNT NUMBER | ACCOUNT DESCRIPTION | --2017-- ACTUAL | --2018-- ACTUAL | 2019 | | --2020-- REQUESTED BUDGET | |
|-------------------------|--------------------------------|--------------------|--------------------|-----------|---------------------------|---------------------------------|-----------|
| | | | | BUDGETED | 8 MO. ACTUAL PROJECTED | | |
| ----- | | | | | | | |
| BEGINNING BALANCE | | | | | | 0 | |
| General | | | | | | | |
| REVENUES | | | | | | | |
| Administration | | | | | | | |
| Administration | | | | | | | |
| 20-10-10-201-4001 | Real Estate Taxes | 1,465,817 | 1,364,377 | 1,490,826 | 708,662 | 1,531,880 | 1,523,482 |
| 20-10-10-201-4900 | Miscellaneous Revenue | 0 | 0 | 0 | 0 | 0 | 0 |
| 20-10-10-201-4902 | Interest Income | 9,599 | 12,641 | 9,900 | 12,436 | 13,000 | 6,000 |
| 20-10-10-201-4964 | Vending Commissions | 0 | 0 | 0 | 0 | 0 | 0 |
| 20-10-10-201-4996 | Grants/Donations | 0 | 0 | 0 | 0 | 0 | 0 |
| 20-10-10-201-4999 | Transfers In | 0 | 0 | 0 | 0 | 0 | 0 |
| ----- | | | | | | | |
| TOTAL Administration | | 1,475,416 | 1,377,018 | 1,500,726 | 721,098 | 1,544,880 | 1,529,482 |
| TOTAL Administration | | 1,475,416 | 1,377,018 | 1,500,726 | 721,098 | 1,544,880 | 1,529,482 |
| TOTAL REVENUES: General | | 1,475,416 | 1,377,018 | 1,500,726 | 721,098 | 1,544,880 | 1,529,482 |
| EXPENSES | | | | | | | |
| Administration | | | | | | | |
| Administration | | | | | | | |
| 20-10-10-201-5000 | S&W Division Heads | 161,387 | 166,337 | 170,542 | 115,072 | 171,720 | 176,871 |
| 20-10-10-201-5010 | S&W Supervisors | 13,451 | 12,530 | 17,421 | 7,683 | 14,808 | 17,653 |
| 20-10-10-201-5060 | S&W Maintenance Staff | 0 | 0 | 0 | 0 | 0 | 0 |
| 20-10-10-201-5100 | C/S Professional Services | 0 | 0 | 0 | 0 | 0 | 0 |
| 20-10-10-201-5115 | C/S Computer Expense | 0 | 766 | 750 | 0 | 750 | 1,100 |
| 20-10-10-201-5116 | C/S Corporate Allocation | 565,000 | 565,000 | 640,000 | 406,666 | 600,000 | 800,000 |
| 20-10-10-201-5120 | C/S Subscription & Dues | 1,683 | 1,086 | 1,837 | 437 | 1,500 | 1,887 |
| 20-10-10-201-5124 | C/S Brochure/Other Publication | 66,355 | 71,599 | 69,952 | 46,632 | 69,952 | 70,672 |
| 20-10-10-201-5125 | C/S Printing & Postage | 0 | 0 | 0 | 0 | 0 | 0 |
| 20-10-10-201-5127 | C/S Marketing Allocation | 0 | 0 | 0 | 0 | 0 | 0 |
| 20-10-10-201-5150 | C/S Training Expenses | 1,166 | 2,933 | 9,900 | 2,525 | 5,000 | 9,400 |
| 20-10-10-201-5207 | Communications | 480 | 540 | 660 | 415 | 635 | 660 |
| 20-10-10-201-5320 | G&A General Administrative | 13,190 | 12,092 | 10,720 | 4,656 | 10,000 | 10,720 |
| 20-10-10-201-5350 | G&A Employee Benefits | 16,700 | 16,501 | 16,972 | 14,161 | 17,800 | 17,428 |
| 20-10-10-201-5501 | E&R Office Equipment | 0 | 0 | 0 | 0 | 0 | 0 |
| 20-10-10-201-5507 | E&R Stage Transportation | 0 | 0 | 0 | 0 | 0 | 0 |
| 20-10-10-201-5519 | E&R Car Lease Payments | 0 | 0 | 0 | 0 | 0 | 0 |
| 20-10-10-201-5539 | E&R Gasoline/Diesel Fuel | 2,496 | 2,246 | 2,880 | 2,025 | 2,700 | 2,880 |
| 20-10-10-201-5555 | E&R Repairs & Replacements | 0 | 0 | 0 | 0 | 0 | 0 |
| 20-10-10-201-5849 | Paying Agent Fees | 1,000 | 1,000 | 1,000 | 1,000 | 1,000 | 1,000 |
| 20-10-10-201-5899 | Transfers Out | 0 | 0 | 0 | 0 | 0 | 0 |
| 20-10-10-201-5901 | Oth Computer Operator Error | 0 | 0 | 0 | 0 | 0 | 0 |
| 20-10-10-201-5940 | Principal 2011A Alternate Bond | 180,000 | 185,000 | 190,000 | 190,000 | 190,000 | 195,000 |
| 20-10-10-201-5941 | Interest 2011A Alternate Bonds | 81,200 | 76,455 | 71,112 | 42,867 | 71,112 | 64,944 |
| ----- | | | | | | | |
| TOTAL Administration | | 1,104,108 | 1,114,085 | 1,203,746 | 834,139 | 1,156,977 | 1,370,215 |
| TOTAL Administration | | 1,104,108 | 1,114,085 | 1,203,746 | 834,139 | 1,156,977 | 1,370,215 |

DATE: 03/05/2019
 TIME: 16:56:55
 ID: BP430000.WOW

SKOKIE PARK DISTRICT
 DETAILED BUDGET REPORT

FUND: Recreation Fund

| ACCOUNT NUMBER | ACCOUNT DESCRIPTION | --2017-- | --2018-- | ----- 2019 ----- | | --2020-- | |
|-------------------|---------------------|-----------|-----------|------------------|-----------------|-----------|---------------------|
| | | ACTUAL | ACTUAL | BUDGETED | 8 MO. ACTUAL | PROJECTED | REQUESTED BUDGET |
| TOTAL General | | 1,104,108 | 1,114,085 | 1,203,746 | 834,139 | 1,156,977 | 1,370,215 |
| TOTAL REVENUES | | 1,475,416 | 1,377,018 | 1,500,726 | 721,098 | 1,544,880 | 1,529,482 |
| TOTAL EXPENSES | | 1,104,108 | 1,114,085 | 1,203,746 | 834,139 | 1,156,977 | 1,370,215 |
| SURPLUS (DEFICIT) | | 371,308 | 262,933 | 296,980 | (113,041) | 387,903 | 159,267 |

CAMPS – FUND 20

3/5/2019

Skokie Park District
FY 2019/2020 Budget Analysis
Recreation Fund

| Fund/Ctr/Acty | FY 2019 Budget | FY 2019 8 Month Actual | FY 2019 Projected Year End | FY 2020 Budget |
|--------------------------|-------------------|---------------------------|-------------------------------|-------------------|
| 2030XX Camps | | | | |
| <u>REVENUES:</u> | | | | |
| Camp Service Fee | 0 | 0 | 0 | 0 |
| Camp Registrations | 1,193,981 | 1,156,454 | 1,155,682 | 1,335,449 |
| Bus Transportation | 24,270 | 29,227 | 29,227 | 33,428 |
| Miscellaneous Revenue | 2,525 | 9,362 | 9,362 | 5,040 |
| Total Revenues: | 1,220,776 | 1,195,043 | 1,194,271 | 1,373,917 |
| <u>EXPENSES:</u> | | | | |
| Salary & Wages: | 582,279 | 602,699 | 602,699 | 745,459 |
| Contract Services: | 240,109 | 237,880 | 237,816 | 277,225 |
| Utilities: | 1,479 | 1,176 | 1,176 | 1,851 |
| General & Administration | 0 | 0 | 0 | 0 |
| Material & Supplies: | 50,776 | 50,246 | 50,246 | 54,849 |
| Equipment & Repairs: | 0 | 0 | 0 | 0 |
| Total Expenses: | 874,643 | 892,001 | 891,937 | 1,079,384 |
| Net Revenues - Expenses | 346,133 | 303,042 | 302,334 | 294,533 |

DATE: 03/05/2019
 TIME: 16:57:09
 ID: BP430000.WOW

SKOKIE PARK DISTRICT
 DETAILED BUDGET REPORT

FUND: Recreation Fund

| ACCOUNT NUMBER | ACCOUNT DESCRIPTION | --2017-- ACTUAL | --2018-- ACTUAL | BUDGETED | 2019 8 MO. ACTUAL | 2019 PROJECTED | --2020-- REQUESTED BUDGET |
|---------------------------|-----------------------|--------------------|--------------------|----------|-------------------------|-------------------|---------------------------------|
| ----- | | | | | | | 0 |
| BEGINNING BALANCE | | | | | | | |
| Camps | | | | | | | |
| REVENUES | | | | | | | |
| Administration | | | | | | | |
| Camp Administration | | | | | | | |
| 20-30-10-301-4930 | Camp Service Fee | 25 | 0 | 25 | 40 | 40 | 40 |
| 20-30-10-301-4990 | Miscellaneous Revenue | 0 | 50 | 0 | 0 | 0 | 0 |
| 20-30-10-301-4999 | Transfers In | 4,350 | 4,600 | 2,500 | 9,322 | 9,322 | 5,000 |
| ----- | | | | | | | |
| TOTAL Camp Administration | | 4,375 | 4,650 | 2,525 | 9,362 | 9,362 | 5,040 |
| TOTAL Administration | | 4,375 | 4,650 | 2,525 | 9,362 | 9,362 | 5,040 |
| Urban Adventures | | | | | | | |
| Urban Adventures | | | | | | | |
| 20-30-27-327-4112 | Camp Registrations | 30,610 | 32,589 | 33,828 | 31,831 | 31,831 | 46,973 |
| ----- | | | | | | | |
| TOTAL Urban Adventures | | 30,610 | 32,589 | 33,828 | 31,831 | 31,831 | 46,973 |
| TOTAL Urban Adventures | | 30,610 | 32,589 | 33,828 | 31,831 | 31,831 | 46,973 |
| Camp Iwannago | | | | | | | |
| Camp Iwannago | | | | | | | |
| 20-30-28-328-4112 | Camp Registrations | 110,502 | 103,824 | 115,914 | 125,545 | 125,545 | 142,935 |
| ----- | | | | | | | |
| TOTAL Camp Iwannago | | 110,502 | 103,824 | 115,914 | 125,545 | 125,545 | 142,935 |
| TOTAL Camp Iwannago | | 110,502 | 103,824 | 115,914 | 125,545 | 125,545 | 142,935 |
| Bus Transportation | | | | | | | |
| Bus Transportation | | | | | | | |
| 20-30-29-329-4120 | Bus Transportation | 21,085 | 24,003 | 24,270 | 29,227 | 29,227 | 33,428 |
| ----- | | | | | | | |
| TOTAL Bus Transportation | | 21,085 | 24,003 | 24,270 | 29,227 | 29,227 | 33,428 |
| TOTAL Bus Transportation | | 21,085 | 24,003 | 24,270 | 29,227 | 29,227 | 33,428 |
| Teen Travelers | | | | | | | |
| Teen Travelers | | | | | | | |
| 20-30-30-330-4112 | Camp Registrations | 50,223 | 45,571 | 55,976 | 59,085 | 59,085 | 79,800 |
| ----- | | | | | | | |
| TOTAL Teen Travelers | | 50,223 | 45,571 | 55,976 | 59,085 | 59,085 | 79,800 |
| TOTAL Teen Travelers | | 50,223 | 45,571 | 55,976 | 59,085 | 59,085 | 79,800 |

DATE: 03/05/2019
 TIME: 16:57:09
 ID: BP430000.WOW

SKOKIE PARK DISTRICT
 DETAILED BUDGET REPORT

FUND: Recreation Fund

| ACCOUNT NUMBER | ACCOUNT DESCRIPTION | --2017-- ACTUAL | --2018-- ACTUAL | 2019 | | --2020-- REQUESTED BUDGET | |
|--------------------------------|-------------------------------|--------------------|--------------------|----------|-----------------|---------------------------------|-----------|
| | | | | BUDGETED | 8 MO. ACTUAL | | PROJECTED |
| Camps | | | | | | | |
| World Travelers | | | | | | | |
| 20-30-34-334-4112 | Camp Registrations | 58,585 | 55,593 | 65,336 | 61,145 | 61,145 | 64,136 |
| TOTAL World Travelers | | 58,585 | 55,593 | 65,336 | 61,145 | 61,145 | 64,136 |
| TOTAL World Travelers | | 58,585 | 55,593 | 65,336 | 61,145 | 61,145 | 64,136 |
| Happy Campers | | | | | | | |
| Happy Campers | | | | | | | |
| 20-30-35-335-4112 | Camp Registrations | 65,990 | 64,412 | 87,444 | 79,708 | 79,708 | 95,658 |
| 20-30-35-335-4900 | Miscellaneous Revenue | 0 | 0 | 0 | 0 | 0 | 0 |
| TOTAL Happy Campers | | 65,990 | 64,412 | 87,444 | 79,708 | 79,708 | 95,658 |
| TOTAL Happy Campers | | 65,990 | 64,412 | 87,444 | 79,708 | 79,708 | 95,658 |
| Summer's End | | | | | | | |
| Summer's End | | | | | | | |
| 20-30-36-336-4112 | Camp Registrations | 55,158 | 45,428 | 54,900 | 54,517 | 54,517 | 63,100 |
| TOTAL Summer's End | | 55,158 | 45,428 | 54,900 | 54,517 | 54,517 | 63,100 |
| TOTAL Summer's End | | 55,158 | 45,428 | 54,900 | 54,517 | 54,517 | 63,100 |
| Neighborhood Playgrounds | | | | | | | |
| Neighborhoods Plyg. | | | | | | | |
| 20-30-37-337-4121 | Camp Regst.Central Chucklers | 70,985 | 90,384 | 91,926 | 91,653 | 91,653 | 106,656 |
| 20-30-37-337-4122 | Camp Regist.Terminal Ticklers | 0 | 0 | 0 | 0 | 0 | 0 |
| 20-30-37-337-4123 | Camp Regst.Lil' Campers | 28,995 | 25,618 | 29,460 | 23,108 | 23,108 | 30,773 |
| 20-30-37-337-4999 | Transfers In | 0 | 0 | 0 | 0 | 0 | 0 |
| TOTAL Neighborhoods Plyg. | | 99,980 | 116,002 | 121,386 | 114,761 | 114,761 | 137,429 |
| TOTAL Neighborhood Playgrounds | | 99,980 | 116,002 | 121,386 | 114,761 | 114,761 | 137,429 |
| Circus Camp | | | | | | | |
| Circus Camp | | | | | | | |
| 20-30-38-338-4112 | Camp Registration | 110,326 | 106,213 | 113,686 | 105,805 | 105,805 | 117,090 |
| 20-30-38-338-4999 | Transfers In | 0 | 0 | 0 | 0 | 0 | 0 |
| TOTAL Circus Camp | | 110,326 | 106,213 | 113,686 | 105,805 | 105,805 | 117,090 |
| TOTAL Circus Camp | | 110,326 | 106,213 | 113,686 | 105,805 | 105,805 | 117,090 |

DATE: 03/05/2019
 TIME: 16:57:09
 ID: BP430000.WOW

SKOKIE PARK DISTRICT
 DETAILED BUDGET REPORT

FUND: Recreation Fund

| ACCOUNT NUMBER | ACCOUNT DESCRIPTION | --2017-- ACTUAL | --2018-- ACTUAL | 2019 | | --2020-- REQUESTED BUDGET |
|--------------------------|------------------------------|--------------------|--------------------|----------|---------------------------|---------------------------------|
| | | | | BUDGETED | 8 MO. ACTUAL PROJECTED | |
| Camps | | | | | | |
| C.I.T. Camp | | | | | | |
| CIT | | | | | | |
| 20-30-39-339-4112 | Camp Registrations | 30,452 | 30,642 | 31,256 | 24,877 24,877 | 27,568 |
| TOTAL CIT | | 30,452 | 30,642 | 31,256 | 24,877 24,877 | 27,568 |
| TOTAL C.I.T. Camp | | 30,452 | 30,642 | 31,256 | 24,877 24,877 | 27,568 |
| Summer On Broadway | | | | | | |
| Summer on Broadway | | | | | | |
| 20-30-40-340-4112 | Camp Registrations | 98,584 | 95,754 | 103,100 | 104,272 104,272 | 114,455 |
| TOTAL Summer on Broadway | | 98,584 | 95,754 | 103,100 | 104,272 104,272 | 114,455 |
| TOTAL Summer On Broadway | | 98,584 | 95,754 | 103,100 | 104,272 104,272 | 114,455 |
| Oakton Extended | | | | | | |
| Oakton Extended | | | | | | |
| 20-30-41-341-4113 | Summer's End | 0 | 0 | 0 | 0 0 | 0 |
| 20-30-41-341-4117 | Camp Regst.Oakton Extnded | 48,483 | 48,885 | 51,951 | 65,711 65,711 | 63,560 |
| 20-30-41-341-4118 | Camp Regst.DevonshireExtnded | 42,800 | 51,113 | 53,406 | 58,635 58,635 | 0 |
| 20-30-41-341-4119 | Schack Extended | 0 | 0 | 0 | 0 0 | 0 |
| 20-30-41-341-4999 | Transfers In | 0 | 0 | 0 | 0 0 | 0 |
| TOTAL Oakton Extended | | 91,283 | 99,998 | 105,357 | 124,346 124,346 | 63,560 |
| TOTAL Oakton Extended | | 91,283 | 99,998 | 105,357 | 124,346 124,346 | 63,560 |
| Camp Art! | | | | | | |
| Camp Art! | | | | | | |
| 20-30-42-342-4112 | Camp Registrations | 29,124 | 27,144 | 30,240 | 28,719 28,719 | 33,584 |
| TOTAL Camp Art! | | 29,124 | 27,144 | 30,240 | 28,719 28,719 | 33,584 |
| TOTAL Camp Art! | | 29,124 | 27,144 | 30,240 | 28,719 28,719 | 33,584 |
| North End Camp | | | | | | |
| North End Camp | | | | | | |
| 20-30-43-343-4112 | Camp Registration | 77,973 | 99,139 | 99,920 | 90,436 90,436 | 113,850 |
| TOTAL North End Camp | | 77,973 | 99,139 | 99,920 | 90,436 90,436 | 113,850 |
| TOTAL North End Camp | | 77,973 | 99,139 | 99,920 | 90,436 90,436 | 113,850 |

FUND: Recreation Fund

| ACCOUNT NUMBER | ACCOUNT DESCRIPTION | --2017-- ACTUAL | --2018-- ACTUAL | BUDGETED | 2019 8 MO. ACTUAL | PROJECTED | --2020-- REQUESTED BUDGET |
|--------------------------------|--------------------------------|--------------------|--------------------|-----------|-------------------------|-----------|---------------------------------|
| Camps | | | | | | | |
| Kids Cooking Camp | | | | | | | |
| Kids Cooking Camp | | | | | | | |
| 20-30-44-344-4112 | Camp Registrations | 67,202 | 60,253 | 70,240 | 62,762 | 62,762 | 72,638 |
| 20-30-44-344-4999 | Transfers In | 0 | 0 | 0 | 0 | 0 | 0 |
| TOTAL Kids Cooking Camp | | 67,202 | 60,253 | 70,240 | 62,762 | 62,762 | 72,638 |
| TOTAL Kids Cooking Camp | | 67,202 | 60,253 | 70,240 | 62,762 | 62,762 | 72,638 |
| Little Travelers | | | | | | | |
| Little Travelers | | | | | | | |
| 20-30-48-348-4112 | Camp Registration | 25,993 | 30,973 | 37,460 | 39,895 | 39,895 | 42,776 |
| TOTAL Little Travelers | | 25,993 | 30,973 | 37,460 | 39,895 | 39,895 | 42,776 |
| TOTAL Little Travelers | | 25,993 | 30,973 | 37,460 | 39,895 | 39,895 | 42,776 |
| Speciality Camps | | | | | | | |
| Specialty Camps | | | | | | | |
| 20-30-49-349-4112 | Camp Registrations | 22,821 | 26,619 | 26,458 | 20,279 | 20,279 | 29,552 |
| TOTAL Specialty Camps | | 22,821 | 26,619 | 26,458 | 20,279 | 20,279 | 29,552 |
| TOTAL Speciality Camps | | 22,821 | 26,619 | 26,458 | 20,279 | 20,279 | 29,552 |
| Weber Extended Camp | | | | | | | |
| Weber Extended Camp | | | | | | | |
| 20-30-50-350-4112 | Camp Registrations | 27,756 | 25,711 | 41,480 | 27,699 | 27,699 | 32,765 |
| TOTAL Weber Extended Camp | | 27,756 | 25,711 | 41,480 | 27,699 | 27,699 | 32,765 |
| TOTAL Weber Extended Camp | | 27,756 | 25,711 | 41,480 | 27,699 | 27,699 | 32,765 |
| Devonshire Extended Camp | | | | | | | |
| Devonshire Extended Camp | | | | | | | |
| 20-30-51-351-4112 | Camp Registrations Dev Extnded | 0 | 0 | 0 | 772 | 0 | 57,580 |
| TOTAL Devonshire Extended Camp | | 0 | 0 | 0 | 772 | 0 | 57,580 |
| TOTAL Devonshire Extended Camp | | 0 | 0 | 0 | 772 | 0 | 57,580 |
| TOTAL REVENUES: Camps | | 1,078,022 | 1,094,518 | 1,220,776 | 1,195,043 | 1,194,271 | 1,373,917 |
| EXPENSES | | | | | | | |
| Administration | | | | | | | |

FUND: Recreation Fund

| ACCOUNT NUMBER | ACCOUNT DESCRIPTION | --2017-- ACTUAL | --2018-- ACTUAL | ----- 2019 ----- | | --2020-- REQUESTED BUDGET |
|---------------------------|--------------------------------|--------------------|--------------------|------------------|---------------------------|---------------------------------|
| | | | | BUDGETED | 8 MO. ACTUAL PROJECTED | |
| Camps | | | | | | |
| Administration | | | | | | |
| Camp Administration | | | | | | |
| 20-30-10-301-5011 | S&W Camp Coordinator | 0 | 0 | 0 | 0 | 0 |
| 20-30-10-301-5069 | S&W Maintenance Allocation | 8,000 | 8,000 | 8,000 | 8,000 | 8,000 |
| 20-30-10-301-5112 | C/S Transportation and Admissi | 0 | 0 | 0 | 0 | 0 |
| 20-30-10-301-5125 | C/S Printing and Postage | 0 | 0 | 0 | 64 | 0 |
| 20-30-10-301-5127 | C/S Marketing Allocation | 0 | 0 | 0 | 0 | 0 |
| 20-30-10-301-5157 | C/S Security | 0 | 0 | 0 | 0 | 0 |
| 20-30-10-301-5164 | C/S ADA Compliance Instructors | 0 | 0 | 0 | 0 | 0 |
| 20-30-10-301-5412 | M&S Program Supplies | 9,474 | 10,314 | 10,852 | 9,559 | 10,852 |
| 20-30-10-301-5808 | G&A Camp Rebates | 0 | 0 | 0 | 0 | 0 |
| TOTAL Camp Administration | | 17,474 | 18,314 | 18,852 | 17,623 | 18,852 |
| TOTAL Administration | | 17,474 | 18,314 | 18,852 | 17,623 | 18,852 |
| Urban Adventures | | | | | | |
| Urban Adventures | | | | | | |
| 20-30-27-327-5010 | S&W Supervisors | 7,510 | 4,353 | 4,500 | 5,332 | 9,600 |
| 20-30-27-327-5039 | S&W Leaders | 5,331 | 7,538 | 5,724 | 7,913 | 12,600 |
| 20-30-27-327-5112 | C/S Transportation & Admission | 10,350 | 11,818 | 13,086 | 13,216 | 17,100 |
| 20-30-27-327-5142 | C/S Facility Rental | 0 | 0 | 0 | 0 | 0 |
| 20-30-27-327-5207 | Communication | 215 | 622 | 275 | 359 | 696 |
| 20-30-27-327-5412 | M&S Program Supplies | 792 | 866 | 1,160 | 917 | 1,443 |
| TOTAL Urban Adventures | | 24,198 | 25,197 | 24,745 | 27,737 | 41,439 |
| TOTAL Urban Adventures | | 24,198 | 25,197 | 24,745 | 27,737 | 41,439 |
| Camp Iwannago | | | | | | |
| Camp Iwannago | | | | | | |
| 20-30-28-328-5010 | S&W Supervisors | 11,267 | 10,380 | 11,765 | 16,104 | 15,723 |
| 20-30-28-328-5039 | S&W Leaders | 46,128 | 52,686 | 54,495 | 68,184 | 73,854 |
| 20-30-28-328-5112 | C/S Transportation & Admission | 6,600 | 6,335 | 6,304 | 10,595 | 12,106 |
| 20-30-28-328-5142 | C/S Facility Rental | 8,367 | 8,661 | 8,760 | 8,932 | 8,925 |
| 20-30-28-328-5207 | Communication | 579 | 456 | 804 | 406 | 600 |
| 20-30-28-328-5412 | M&S Program Supplies | 3,438 | 4,968 | 3,710 | 4,392 | 5,280 |
| TOTAL Camp Iwannago | | 76,379 | 83,486 | 85,838 | 108,613 | 116,488 |
| TOTAL Camp Iwannago | | 76,379 | 83,486 | 85,838 | 108,613 | 116,488 |

FUND: Recreation Fund

| ACCOUNT NUMBER | ACCOUNT DESCRIPTION | --2017-- ACTUAL | --2018-- ACTUAL | ----- 2019 8 MO. BUDGETED | ----- 2019 8 MO. ACTUAL | ----- 2019 8 MO. PROJECTED | --2020-- REQUESTED BUDGET |
|-------------------------------|--------------------------------|--------------------|--------------------|------------------------------------|----------------------------------|-------------------------------------|---------------------------------|
| Camps | | | | | | | |
| Bus Transportation | | | | | | | |
| Bus Camp Transportation | | | | | | | |
| 20-30-29-329-5010 | S&W Supervisors | 1,294 | 1,331 | 1,440 | 1,358 | 1,358 | 1,518 |
| 20-30-29-329-5039 | S&W Leaders | 8,577 | 8,926 | 9,120 | 10,819 | 10,819 | 12,420 |
| 20-30-29-329-5112 | C/S Transportation & Admission | 31,769 | 25,740 | 26,520 | 25,635 | 25,635 | 34,320 |
| 20-30-29-329-5207 | Communication | 0 | 0 | 0 | 0 | 0 | 0 |
| 20-30-29-329-5412 | M&S Program Supplies | 161 | 110 | 200 | 298 | 298 | 250 |
| TOTAL Bus Camp Transportation | | 41,801 | 36,107 | 37,280 | 38,110 | 38,110 | 48,508 |
| TOTAL Bus Transportation | | 41,801 | 36,107 | 37,280 | 38,110 | 38,110 | 48,508 |
| Teen Travelers | | | | | | | |
| Teen Travelers | | | | | | | |
| 20-30-30-330-5010 | S&W Supervisors | 4,520 | 4,434 | 4,536 | 8,547 | 8,547 | 11,988 |
| 20-30-30-330-5039 | S&W Leaders | 14,700 | 12,678 | 13,244 | 14,529 | 14,529 | 23,100 |
| 20-30-30-330-5112 | C/S Transportation & Admission | 19,542 | 20,313 | 19,394 | 21,141 | 21,141 | 31,424 |
| 20-30-30-330-5142 | C/S Facility Rental | 2,327 | 2,408 | 3,008 | 2,955 | 2,955 | 1,800 |
| 20-30-30-330-5207 | Communication | 511 | 565 | 300 | 394 | 394 | 350 |
| 20-30-30-330-5412 | M&S Program Supplies | 939 | 1,150 | 1,145 | 1,503 | 1,503 | 1,677 |
| TOTAL Teen Travelers | | 42,539 | 41,548 | 41,627 | 49,069 | 49,069 | 70,339 |
| TOTAL Teen Travelers | | 42,539 | 41,548 | 41,627 | 49,069 | 49,069 | 70,339 |
| World Travelers | | | | | | | |
| World Travelers | | | | | | | |
| 20-30-34-334-5010 | S&W Supervisors | 4,645 | 5,167 | 5,323 | 5,247 | 5,247 | 5,616 |
| 20-30-34-334-5039 | S&W Leaders | 17,971 | 22,254 | 22,593 | 23,050 | 23,050 | 27,371 |
| 20-30-34-334-5101 | C/S Program Services | 900 | 975 | 1,150 | 1,102 | 1,102 | 1,425 |
| 20-30-34-334-5112 | C/S Transportation & Admission | 1,596 | 1,056 | 1,946 | 2,689 | 2,689 | 2,155 |
| 20-30-34-334-5142 | C/S Facility Rental | 6,300 | 5,652 | 8,640 | 6,435 | 6,435 | 7,560 |
| 20-30-34-334-5207 | Communication | 0 | 0 | 0 | 0 | 0 | 0 |
| 20-30-34-334-5412 | M&S Program Supplies | 911 | 1,473 | 1,506 | 1,561 | 1,561 | 1,126 |
| TOTAL World Travelers | | 32,323 | 36,577 | 41,158 | 40,084 | 40,084 | 45,253 |
| TOTAL World Travelers | | 32,323 | 36,577 | 41,158 | 40,084 | 40,084 | 45,253 |
| Happy Campers | | | | | | | |
| Happy Campers | | | | | | | |
| 20-30-35-335-5010 | S&W Supervisors | 4,933 | 6,484 | 9,122 | 11,781 | 11,781 | 10,980 |
| 20-30-35-335-5039 | S&W Leaders | 36,527 | 33,097 | 44,745 | 44,249 | 44,249 | 63,019 |
| 20-30-35-335-5060 | S&W Maintenance Staff | 0 | 0 | 0 | 0 | 0 | 0 |

FUND: Recreation Fund

| ACCOUNT NUMBER | ACCOUNT DESCRIPTION | --2017-- ACTUAL | --2018-- ACTUAL | BUDGETED | 2019 8 MO. ACTUAL | PROJECTED | --2020-- REQUESTED BUDGET |
|--------------------------------|--------------------------------|--------------------|--------------------|----------|-------------------------|-----------|---------------------------------|
| Camps | | | | | | | |
| EXPENSES | | | | | | | |
| Happy Campers | | | | | | | |
| Happy Campers | | | | | | | |
| 20-30-35-335-5112 | C/S Transportation & Admission | 4,201 | 4,281 | 3,865 | 3,939 | 3,939 | 3,905 |
| 20-30-35-335-5142 | C/S Facility Rental | 4,770 | 3,692 | 4,680 | 3,461 | 3,461 | 4,817 |
| 20-30-35-335-5145 | C/S Rubbish Removal | 0 | 0 | 0 | 0 | 0 | 0 |
| 20-30-35-335-5207 | Communication | 25 | 0 | 0 | 0 | 0 | 50 |
| 20-30-35-335-5412 | M&S Program Supplies | 1,989 | 3,229 | 2,980 | 3,511 | 3,511 | 3,180 |
| TOTAL Happy Campers | | 52,445 | 50,783 | 65,392 | 66,941 | 66,941 | 85,951 |
| TOTAL Happy Campers | | 52,445 | 50,783 | 65,392 | 66,941 | 66,941 | 85,951 |
| Summer's End | | | | | | | |
| Summer's End | | | | | | | |
| 20-30-36-336-5010 | S&W Supervisors | 2,124 | 1,875 | 2,015 | 4,253 | 4,253 | 5,760 |
| 20-30-36-336-5039 | S&W Leaders | 18,682 | 20,383 | 22,000 | 16,875 | 16,875 | 18,750 |
| 20-30-36-336-5112 | C/S Transportation & Admission | 24,955 | 23,245 | 20,710 | 22,844 | 22,844 | 23,850 |
| 20-30-36-336-5142 | C/S Facility Rental | 488 | 0 | 0 | 0 | 0 | 0 |
| 20-30-36-336-5207 | Communication | 0 | 0 | 0 | 0 | 0 | 0 |
| 20-30-36-336-5412 | M&S Program Supplies | 1,357 | 901 | 600 | 795 | 795 | 700 |
| TOTAL Summer's End | | 47,606 | 46,404 | 45,325 | 44,767 | 44,767 | 49,060 |
| TOTAL Summer's End | | 47,606 | 46,404 | 45,325 | 44,767 | 44,767 | 49,060 |
| Neighborhood Playgrounds | | | | | | | |
| Neighbrhd Plyg. | | | | | | | |
| 20-30-37-337-5010 | S&W Supervisors | 9,931 | 6,319 | 10,510 | 9,145 | 9,145 | 16,823 |
| 20-30-37-337-5039 | S&W Leaders | 36,836 | 36,762 | 43,867 | 46,721 | 46,721 | 62,330 |
| 20-30-37-337-5112 | C/S Transportation & Admission | 8,522 | 11,392 | 15,615 | 12,817 | 12,817 | 18,298 |
| 20-30-37-337-5142 | C/S Facility Rental | 6,828 | 6,065 | 7,500 | 6,990 | 6,990 | 7,500 |
| 20-30-37-337-5207 | Communication | 0 | 0 | 0 | 0 | 0 | 0 |
| 20-30-37-337-5412 | M&S Program Supplies | 2,695 | 2,390 | 3,596 | 2,625 | 2,625 | 3,546 |
| TOTAL Neighbrhd Plyg. | | 64,812 | 62,928 | 81,088 | 78,298 | 78,298 | 108,497 |
| TOTAL Neighborhood Playgrounds | | 64,812 | 62,928 | 81,088 | 78,298 | 78,298 | 108,497 |
| Circus Camp | | | | | | | |
| Circus Camp | | | | | | | |
| 20-30-38-338-5010 | S&W Supervisors | 16,814 | 20,411 | 18,900 | 17,043 | 17,043 | 20,648 |
| 20-30-38-338-5039 | S&W Leaders | 31,897 | 32,750 | 36,850 | 33,596 | 33,596 | 38,001 |
| 20-30-38-338-5101 | C/S Program Services | 1,500 | 500 | 2,000 | 1,000 | 1,000 | 2,000 |

SKOKIE PARK DISTRICT
 DETAILED BUDGET REPORT

FUND: Recreation Fund

| ACCOUNT NUMBER | ACCOUNT DESCRIPTION | --2017-- ACTUAL | --2018-- ACTUAL | BUDGETED | 2019 8 MO. ACTUAL | PROJECTED | --2020-- REQUESTED BUDGET |
|--------------------------|--------------------------------|--------------------|--------------------|----------|-------------------------|-----------|---------------------------------|
| Camps | | | | | | | |
| EXPENSES | | | | | | | |
| Circus Camp | | | | | | | |
| 20-30-38-338-5112 | C/S Transportation & Admission | 7,990 | 7,399 | 10,145 | 6,316 | 6,316 | 10,915 |
| 20-30-38-338-5142 | C/S Facility Rental | 4,543 | 3,668 | 5,385 | 4,350 | 4,350 | 5,385 |
| 20-30-38-338-5207 | Communication | 0 | 0 | 0 | 0 | 0 | 0 |
| 20-30-38-338-5412 | M&S Program Supplies | 3,928 | 3,312 | 4,500 | 3,679 | 3,679 | 4,550 |
| TOTAL Circus Camp | | 66,672 | 68,040 | 77,780 | 65,984 | 65,984 | 81,499 |
| TOTAL Circus Camp | | 66,672 | 68,040 | 77,780 | 65,984 | 65,984 | 81,499 |
| C.I.T. Camp | | | | | | | |
| CIT | | | | | | | |
| 20-30-39-339-5010 | S&W Supervisors | 3,912 | 3,834 | 4,462 | 3,861 | 3,861 | 6,650 |
| 20-30-39-339-5039 | S&W Leaders | 6,033 | 6,883 | 6,759 | 5,341 | 5,341 | 8,220 |
| 20-30-39-339-5112 | C/S Transportation & Admission | 5,461 | 5,435 | 5,028 | 5,606 | 5,606 | 350 |
| 20-30-39-339-5142 | C/S Facility Rental | 672 | 686 | 675 | 540 | 540 | 675 |
| 20-30-39-339-5207 | Communication | 0 | 0 | 0 | 17 | 17 | 30 |
| 20-30-39-339-5412 | M&S Program Supplies | 656 | 829 | 879 | 754 | 754 | 879 |
| TOTAL CIT | | 16,734 | 17,667 | 17,803 | 16,119 | 16,119 | 16,804 |
| TOTAL C.I.T. Camp | | 16,734 | 17,667 | 17,803 | 16,119 | 16,119 | 16,804 |
| Summer On Broadway | | | | | | | |
| Summer On Broadway | | | | | | | |
| 20-30-40-340-5010 | S&W Supervisors | 42,085 | 44,741 | 40,706 | 47,821 | 47,821 | 47,728 |
| 20-30-40-340-5039 | S&W Leaders | 19,915 | 17,780 | 22,034 | 18,476 | 18,476 | 22,936 |
| 20-30-40-340-5101 | C/S Program Services | 700 | 364 | 500 | 825 | 825 | 500 |
| 20-30-40-340-5112 | C/S Transportation & Admission | 5,705 | 7,072 | 5,990 | 4,253 | 4,253 | 5,990 |
| 20-30-40-340-5142 | C/S Facility Rental | 3,178 | 2,740 | 3,063 | 3,067 | 3,067 | 3,150 |
| 20-30-40-340-5207 | Communication | 0 | 0 | 0 | 0 | 0 | 0 |
| 20-30-40-340-5412 | M&S Program Supplies | 5,491 | 7,860 | 4,982 | 5,600 | 5,600 | 5,600 |
| TOTAL Summer On Broadway | | 77,074 | 80,557 | 77,275 | 80,042 | 80,042 | 85,904 |
| TOTAL Summer On Broadway | | 77,074 | 80,557 | 77,275 | 80,042 | 80,042 | 85,904 |
| Oakton Extended | | | | | | | |
| Oakton Extended | | | | | | | |
| 20-30-41-341-5010 | S&W Supervisors | 10,536 | 14,099 | 14,560 | 10,517 | 10,517 | 8,320 |
| 20-30-41-341-5039 | S&W Leaders | 20,261 | 15,394 | 26,400 | 33,959 | 33,959 | 13,662 |
| 20-30-41-341-5112 | C/S Transportation & Admission | 7,942 | 6,767 | 7,100 | 14,535 | 14,535 | 7,100 |

FUND: Recreation Fund

| ACCOUNT NUMBER | ACCOUNT DESCRIPTION | --2017-- ACTUAL | --2018-- ACTUAL | ----- BUDGETED | 2019 8 MO. ACTUAL | ----- PROJECTED | --2020-- REQUESTED BUDGET |
|-----------------------|--|--------------------|--------------------|-------------------|-------------------------|--------------------|---------------------------------|
| Camps | | | | | | | |
| EXPENSES | | | | | | | |
| 20-30-41-341-5142 | Oakton Extended C/S Facility Rental | 0 | 0 | 0 | 0 | 0 | 0 |
| 20-30-41-341-5207 | Oakton Extended Communication | 0 | 0 | 0 | 0 | 0 | 0 |
| 20-30-41-341-5412 | Oakton Extended M&S Program Supplies | 1,238 | 627 | 1,200 | 2,320 | 2,320 | 1,200 |
| TOTAL Oakton Extended | | 39,977 | 36,887 | 49,260 | 61,331 | 61,331 | 30,282 |
| TOTAL Oakton Extended | | 39,977 | 36,887 | 49,260 | 61,331 | 61,331 | 30,282 |
| Camp Art! | | | | | | | |
| 20-30-42-342-5010 | Camp Art! S&W Supervisors | 5,584 | 5,489 | 6,088 | 5,958 | 5,958 | 6,665 |
| 20-30-42-342-5039 | Camp Art! S&W Leaders | 6,326 | 5,268 | 6,675 | 5,555 | 5,555 | 9,272 |
| 20-30-42-342-5101 | Camp Art! C/S Program Services | 350 | 700 | 500 | 350 | 350 | 500 |
| 20-30-42-342-5112 | Camp Art! C/S Transportation & Admission | 2,300 | 3,773 | 4,396 | 3,536 | 3,536 | 4,732 |
| 20-30-42-342-5142 | Camp Art! C/S Facility Rental | 1,606 | 1,550 | 2,100 | 1,620 | 1,620 | 2,184 |
| 20-30-42-342-5207 | Camp Art! Communication | 50 | 0 | 0 | 0 | 0 | 75 |
| 20-30-42-342-5412 | Camp Art! M&S Program Supplies | 2,488 | 2,702 | 2,735 | 2,308 | 2,308 | 2,765 |
| TOTAL Camp Art! | | 18,704 | 19,482 | 22,494 | 19,327 | 19,327 | 26,193 |
| TOTAL Camp Art! | | 18,704 | 19,482 | 22,494 | 19,327 | 19,327 | 26,193 |
| North End Camp | | | | | | | |
| 20-30-43-343-5010 | North End Camp S&W Supervisors | 10,583 | 10,863 | 11,760 | 11,074 | 11,074 | 15,104 |
| 20-30-43-343-5039 | North End Camp S&W Leaders | 35,182 | 36,646 | 38,880 | 40,222 | 40,222 | 59,300 |
| 20-30-43-343-5112 | North End Camp C/S Transportation & Admission | 9,386 | 9,586 | 9,735 | 11,988 | 11,988 | 12,166 |
| 20-30-43-343-5142 | North End Camp C/S Facility Rental | 4,063 | 6,055 | 6,300 | 4,657 | 4,657 | 5,625 |
| 20-30-43-343-5207 | North End Camp Communication | 98 | 49 | 100 | 0 | 0 | 50 |
| 20-30-43-343-5412 | North End Camp M&S Program Supplies | 3,475 | 3,649 | 3,100 | 3,272 | 3,272 | 3,400 |
| TOTAL North End Camp | | 62,787 | 66,848 | 69,875 | 71,213 | 71,213 | 95,645 |
| TOTAL North End Camp | | 62,787 | 66,848 | 69,875 | 71,213 | 71,213 | 95,645 |
| Kids Cooking Camp | | | | | | | |
| 20-30-44-344-5010 | Kids Cooking Camp S&W Supervisors | 11,773 | 11,578 | 14,272 | 12,005 | 12,005 | 14,697 |
| 20-30-44-344-5039 | Kids Cooking Camp S&W Leaders | 19,796 | 14,315 | 20,424 | 16,782 | 16,782 | 22,840 |
| 20-30-44-344-5112 | Kids Cooking Camp C/S Transportation & Admission | 701 | 1,329 | 1,970 | 1,193 | 1,193 | 2,040 |
| 20-30-44-344-5142 | Kids Cooking Camp C/S Facility Rental | 4,389 | 3,755 | 4,875 | 4,038 | 4,038 | 4,875 |

SKOKIE PARK DISTRICT
 DETAILED BUDGET REPORT

FUND: Recreation Fund

| ACCOUNT NUMBER | ACCOUNT DESCRIPTION | --2017-- ACTUAL | --2018-- ACTUAL | ----- BUDGETED | 2019 8 MO. ACTUAL | ----- PROJECTED | --2020-- REQUESTED BUDGET |
|-------------------------|---------------------------------|--------------------|--------------------|-------------------|-------------------------|--------------------|---------------------------------|
| Camps | | | | | | | |
| EXPENSES | | | | | | | |
| 20-30-44-344-5207 | Kids Cooking Camp Communication | 0 | 0 | 0 | 0 | 0 | 0 |
| 20-30-44-344-5412 | M&S Program Supplies | 5,320 | 4,854 | 5,926 | 5,095 | 5,095 | 6,271 |
| TOTAL Kids Cooking Camp | | 41,979 | 35,831 | 47,467 | 39,113 | 39,113 | 50,723 |
| TOTAL Kids Cooking Camp | | 41,979 | 35,831 | 47,467 | 39,113 | 39,113 | 50,723 |
| Little Travelers | | | | | | | |
| 20-30-48-348-5010 | S&W Supervisors | 5,443 | 6,148 | 6,360 | 4,781 | 4,781 | 4,974 |
| 20-30-48-348-5039 | S&W Leaders | 8,515 | 14,614 | 15,792 | 20,220 | 20,220 | 21,468 |
| 20-30-48-348-5112 | C/S Transportation & Admission | 766 | 977 | 1,165 | 596 | 596 | 1,224 |
| 20-30-48-348-5142 | C/S Facility Rental | 1,820 | 1,778 | 2,970 | 2,778 | 2,778 | 2,835 |
| 20-30-48-348-5207 | Communication | 0 | 0 | 0 | 0 | 0 | 0 |
| 20-30-48-348-5412 | M&S Program Supplies | 689 | 975 | 845 | 1,456 | 1,456 | 845 |
| TOTAL Little Travelers | | 17,233 | 24,492 | 27,132 | 29,831 | 29,831 | 31,346 |
| TOTAL Little Travelers | | 17,233 | 24,492 | 27,132 | 29,831 | 29,831 | 31,346 |
| Speciality Camps | | | | | | | |
| 20-30-49-349-5010 | S&W Supervisors | 0 | 0 | 0 | 0 | 0 | 0 |
| 20-30-49-349-5039 | S&W Leaders | 0 | 0 | 0 | 0 | 0 | 0 |
| 20-30-49-349-5101 | C/S Program Services | 16,996 | 18,505 | 18,471 | 14,127 | 14,127 | 19,381 |
| 20-30-49-349-5112 | C/S Transportation & Admission | 0 | 0 | 0 | 0 | 0 | 0 |
| 20-30-49-349-5142 | C/S Facility Rental | 0 | 0 | 0 | 0 | 0 | 0 |
| 20-30-49-349-5207 | Communication | 0 | 0 | 0 | 0 | 0 | 0 |
| 20-30-49-349-5412 | M&S Program Supplies | 0 | 0 | 0 | 0 | 0 | 0 |
| TOTAL Speciality Camps | | 16,996 | 18,505 | 18,471 | 14,127 | 14,127 | 19,381 |
| TOTAL Speciality Camps | | 16,996 | 18,505 | 18,471 | 14,127 | 14,127 | 19,381 |
| Weber Extended | | | | | | | |
| 20-30-50-350-5010 | S&W Supervisors | 1,287 | 2,067 | 3,408 | 2,823 | 2,823 | 4,331 |
| 20-30-50-350-5039 | S&W Leaders | 10,546 | 10,283 | 14,950 | 10,558 | 10,558 | 17,940 |
| 20-30-50-350-5101 | C/S Program Services | 0 | 0 | 0 | 0 | 0 | 0 |
| 20-30-50-350-5112 | C/S Transportation & Admission | 0 | 6,435 | 6,563 | 9,690 | 9,690 | 6,863 |
| 20-30-50-350-5142 | C/S Facility Rental | 0 | 0 | 0 | 0 | 0 | 0 |

SKOKIE PARK DISTRICT
 DETAILED BUDGET REPORT

FUND: Recreation Fund

| ACCOUNT NUMBER | ACCOUNT DESCRIPTION | --2017-- ACTUAL | --2018-- ACTUAL | 2019 | | --2020-- REQUESTED BUDGET |
|--------------------------------|--------------------------------|--------------------|--------------------|-----------|---------------------------|---------------------------------|
| | | | | BUDGETED | 8 MO. ACTUAL PROJECTED | |
| Camps | | | | | | |
| EXPENSES | | | | | | |
| Weber Extended | | | | | | |
| Weber Extended Camp | | | | | | |
| 20-30-50-350-5207 | Communications | 0 | 0 | 0 | 0 | 0 |
| 20-30-50-350-5412 | M&S Program Supplies | 695 | 449 | 860 | 601 | 601 685 |
| TOTAL Weber Extended Camp | | 12,528 | 19,234 | 25,781 | 23,672 | 23,672 29,819 |
| TOTAL Weber Extended | | 12,528 | 19,234 | 25,781 | 23,672 | 23,672 29,819 |
| Devonshire Extended Camp | | | | | | |
| Devonshire Extended Camp | | | | | | |
| 20-30-51-351-5010 | S&W Supervisors Dev Extended | 0 | 0 | 0 | 0 | 0 8,287 |
| 20-30-51-351-5039 | S&W Leaders Dev Extended Camp | 0 | 0 | 0 | 0 | 0 14,964 |
| 20-30-51-351-5101 | C/S Program Services | 0 | 0 | 0 | 0 | 0 0 |
| 20-30-51-351-5112 | C/S Transportation & Admission | 0 | 0 | 0 | 0 | 0 3,550 |
| 20-30-51-351-5142 | C/S Facility Rental Dev Extnde | 0 | 0 | 0 | 0 | 0 0 |
| 20-30-51-351-5207 | Communications | 0 | 0 | 0 | 0 | 0 0 |
| 20-30-51-351-5412 | M&S Program Supplies | 0 | 0 | 0 | 0 | 0 600 |
| TOTAL Devonshire Extended Camp | | 0 | 0 | 0 | 0 | 0 27,401 |
| TOTAL Devonshire Extended Camp | | 0 | 0 | 0 | 0 | 0 27,401 |
| TOTAL Camps | | 770,261 | 788,887 | 874,643 | 892,001 | 891,937 1,079,384 |
| TOTAL REVENUES | | 1,078,022 | 1,094,518 | 1,220,776 | 1,195,043 | 1,194,271 1,373,917 |
| TOTAL EXPENSES | | 770,261 | 788,887 | 874,643 | 892,001 | 891,937 1,079,384 |
| SURPLUS (DEFICIT) | | 307,761 | 305,631 | 346,133 | 303,042 | 302,334 294,533 |

DEVONSHIRE CULTURAL CENTER SUMMARY AND ADMINISTRATION

03/05/19

Skokie Park District
 FY 2019/2020 Budget Analysis
 Recreation Fund
 Devonshire Center By Class

| Fund/Ctr/Acty | FY 2019 Budget | FY 2019 8 Months Actual | FY 2019 Projected Year End | FY 2020 Budget |
|-----------------------------|-------------------|----------------------------|-------------------------------|-------------------|
| 205010 General | | | | |
| Rev | 53,002 | 35,309 | 49,593 | 51,189 |
| Exp | 572,266 | 393,412 | 586,587 | 607,943 |
| Net | (519,264) | (358,103) | (536,994) | (556,754) |
| 205018 Preschool | | | | |
| Rev | 298,384 | 157,604 | 279,406 | 292,380 |
| Exp | 176,606 | 87,750 | 171,998 | 179,752 |
| Net | 121,778 | 69,854 | 107,408 | 112,628 |
| 205019 Cultural Arts | | | | |
| Rev | 292,452 | 209,546 | 284,407 | 299,409 |
| Exp | 194,226 | 131,486 | 198,159 | 213,938 |
| Net | 98,226 | 78,060 | 86,248 | 85,471 |
| 205023 Children's Prgrm | | | | |
| Rev | 108,683 | 61,934 | 103,800 | 111,645 |
| Exp | 75,313 | 37,947 | 73,124 | 78,196 |
| Net | 33,370 | 23,987 | 30,676 | 33,449 |
| 205051 Devonshire Playhouse | | | | |
| Rev | 70,622 | 40,955 | 69,490 | 84,275 |
| Exp | 52,543 | 42,857 | 52,230 | 63,112 |
| Net | 18,079 | (1,902) | 17,260 | 21,163 |
| Total Fund 20 DCC 2050XX | | | | |
| Rev | 823,143 | 505,348 | 786,696 | 838,898 |
| Exp | 1,070,954 | 693,452 | 1,082,098 | 1,142,941 |
| Net | (247,811) | (188,104) | (295,402) | (304,043) |

3/5/2019

Skokie Park District
FY 2019/2020 Budget Analysis
Recreation Fund

| Fund/Ctr/Acty | FY 2019 Budget | FY 2019 8 Month Actual | FY 2019 Projected Year End | FY 2020 Budget |
|--------------------------|-------------------|---------------------------|-------------------------------|-------------------|
| 205010 DCC Admin: | | | | |
| <u>REVENUES:</u> | | | | |
| Rental of Facilities | 45,965 | 26,764 | 40,882 | 41,500 |
| Vending Commissions | 1,596 | 834 | 1,300 | 1,569 |
| MisC. Revenue/Transfer | 5,441 | 7,711 | 7,411 | 8,120 |
| Total Revenues: | 53,002 | 35,309 | 49,593 | 51,189 |
| <u>EXPENSES:</u> | | | | |
| Salary & Wages: | 392,886 | 275,132 | 404,753 | 413,276 |
| Contract Services: | 39,790 | 31,789 | 40,194 | 46,650 |
| Utilities: | 71,626 | 43,084 | 75,011 | 78,996 |
| General & Administrative | 31,768 | 22,146 | 30,600 | 32,536 |
| Material & Supplies: | 16,891 | 12,711 | 16,661 | 17,217 |
| Equipment & Repairs: | 19,305 | 8,550 | 19,368 | 19,268 |
| Total Expenses: | 572,266 | 393,412 | 586,587 | 607,943 |
| Net Revenues - Expenses | (519,264) | (358,103) | (536,994) | (556,754) |

DATE: 03/05/2019
 TIME: 17:02:32
 ID: BP430000.WOW

SKOKIE PARK DISTRICT
 DETAILED BUDGET REPORT

FUND: Recreation Fund

| ACCOUNT NUMBER | ACCOUNT DESCRIPTION | --2017-- ACTUAL | --2018-- ACTUAL | ----- BUDGETED | 2019 8 MO. ACTUAL | ----- PROJECTED | --2020-- REQUESTED BUDGET |
|----------------------------|-------------------------------|--------------------|--------------------|-------------------|-------------------------|--------------------|---------------------------------|
| ----- | | | | | | | 0 |
| BEGINNING BALANCE | | | | | | | |
| Devonshire Cultural Center | | | | | | | |
| REVENUES | | | | | | | |
| Administration | | | | | | | |
| Admin | | | | | | | |
| 20-50-10-501-4300 | Rental Facilities | 40,312 | 40,362 | 45,965 | 26,764 | 40,882 | 41,500 |
| 20-50-10-501-4425 | Ticket/Admissions Spcl Events | 1,754 | 2,000 | 2,016 | 0 | 1,200 | 1,650 |
| 20-50-10-501-4900 | Miscellaneous Revenue | 833 | 357 | 500 | 1,420 | 220 | 470 |
| 20-50-10-501-4962 | Pay Phone Commissions | 0 | 0 | 0 | 0 | 0 | 0 |
| 20-50-10-501-4964 | Vending Commissions | 1,509 | 1,897 | 1,596 | 834 | 1,300 | 1,569 |
| 20-50-10-501-4990 | Cash Short | (32) | (16) | 0 | (12) | (12) | 0 |
| 20-50-10-501-4992 | Cash Over | 0 | 8 | 0 | 3 | 3 | 0 |
| 20-50-10-501-4999 | Transfers In | 3,550 | 3,775 | 2,925 | 6,300 | 6,000 | 6,000 |
| ----- | | | | | | | |
| TOTAL Admin | | 47,926 | 48,383 | 53,002 | 35,309 | 49,593 | 51,189 |
| TOTAL Administration | | 47,926 | 48,383 | 53,002 | 35,309 | 49,593 | 51,189 |

DATE: 03/05/2019
 TIME: 17:02:32
 ID: BP430000.WOW

SKOKIE PARK DISTRICT
 DETAILED BUDGET REPORT

FUND: Recreation Fund

| ACCOUNT NUMBER | ACCOUNT DESCRIPTION | --2017-- ACTUAL | --2018-- ACTUAL | ----- BUDGETED | 2019 8 MO. ACTUAL | ----- PROJECTED | --2020-- REQUESTED BUDGET |
|--|-----------------------------|--------------------|--------------------|-------------------|-------------------------|--------------------|---------------------------------|
| Devonshire Cultural Center | | | | | | | |
| Devonshire Playhouse | | | | | | | |
| TOTAL REVENUES: Devonshire Cultural Center | | 723,119 | 769,248 | 823,143 | 505,348 | 786,696 | 838,898 |
| EXPENSES | | | | | | | |
| Administration | | | | | | | |
| Admin | | | | | | | |
| 20-50-10-501-5010 | S&W Supervisors | 127,803 | 132,881 | 136,020 | 90,705 | 135,536 | 139,619 |
| 20-50-10-501-5034 | S&W Technical Crew Theater | 51,330 | 63,830 | 49,443 | 38,006 | 54,000 | 54,871 |
| 20-50-10-501-5040 | S&W Office Staff | 104,596 | 108,358 | 97,701 | 75,632 | 105,517 | 103,281 |
| 20-50-10-501-5060 | S&W Maintenance Staff | 91,781 | 89,721 | 93,722 | 60,125 | 93,700 | 99,505 |
| 20-50-10-501-5069 | S&W Maintenance Allocation | 16,000 | 16,000 | 16,000 | 10,664 | 16,000 | 16,000 |
| 20-50-10-501-5100 | C/S Professional Services | 1,815 | 2,654 | 4,102 | 2,702 | 2,702 | 2,500 |
| 20-50-10-501-5115 | C/S Computer Expense | 3,226 | 432 | 1,300 | 3,322 | 3,922 | 7,400 |
| 20-50-10-501-5120 | C/S Subscriptions & Dues | 1,605 | 1,249 | 1,672 | 792 | 1,512 | 1,482 |
| 20-50-10-501-5125 | C/S Printing & Postage | 521 | 230 | 300 | 13 | 250 | 300 |
| 20-50-10-501-5127 | C/S Marketing Allocation | 91 | 383 | 883 | 432 | 432 | 883 |
| 20-50-10-501-5130 | C/S Uniforms & Safety Shoes | 238 | 638 | 629 | 0 | 600 | 629 |
| 20-50-10-501-5141 | C/S Equipment Rental | 540 | 705 | 600 | 0 | 0 | 0 |
| 20-50-10-501-5145 | C/S Rubbish Removal | 2,609 | 2,657 | 2,772 | 1,794 | 2,700 | 2,772 |
| 20-50-10-501-5150 | C/S Training Expenses | 2,302 | 3,097 | 3,000 | 1,010 | 1,750 | 3,000 |
| 20-50-10-501-5184 | C/S Entertainment | 1,150 | 1,432 | 1,050 | 1,326 | 1,326 | 1,000 |
| 20-50-10-501-5185 | C/S Misc. Service Contracts | 22,171 | 24,123 | 23,482 | 20,398 | 25,000 | 26,684 |
| 20-50-10-501-5201 | Electricity | 47,415 | 45,536 | 48,459 | 32,026 | 50,250 | 54,219 |
| 20-50-10-501-5203 | Water | 1,606 | 1,942 | 1,796 | 511 | 1,874 | 2,035 |
| 20-50-10-501-5205 | Natural Gas | 16,740 | 16,975 | 16,075 | 5,859 | 16,900 | 16,911 |
| 20-50-10-501-5206 | Security Alarm Service | 4,688 | 3,249 | 4,144 | 3,876 | 4,767 | 4,619 |
| 20-50-10-501-5207 | Communication | 1,112 | 1,196 | 1,152 | 812 | 1,220 | 1,212 |
| 20-50-10-501-5320 | G&A General Administrative | 1,206 | 858 | 600 | 143 | 600 | 600 |
| 20-50-10-501-5350 | G&A Employee Benefits | 35,585 | 29,829 | 31,168 | 22,003 | 30,000 | 31,936 |
| 20-50-10-501-5412 | M&S Program Supplies | 541 | 955 | 1,000 | 866 | 726 | 1,000 |
| 20-50-10-501-5438 | M&S Maintenance Supplies | 13,982 | 14,626 | 14,550 | 10,988 | 14,500 | 14,779 |
| 20-50-10-501-5470 | M&S Office Supplies | 1,067 | 1,587 | 1,341 | 857 | 1,435 | 1,438 |
| 20-50-10-501-5500 | E&R Copier Equipment | 5,840 | 7,312 | 7,368 | 4,659 | 7,368 | 7,368 |
| 20-50-10-501-5501 | E&R Office Equipment | 286 | 94 | 4,900 | 479 | 4,900 | 0 |
| 20-50-10-501-5555 | E&R Repair & Replacement | 10,463 | 10,885 | 7,037 | 3,412 | 7,100 | 11,900 |
| TOTAL Admin | | 568,309 | 583,434 | 572,266 | 393,412 | 586,587 | 607,943 |
| TOTAL Administration | | 568,309 | 583,434 | 572,266 | 393,412 | 586,587 | 607,943 |

DEVONSHIRE PRESCHOOL

Skokie Park District
 FY 2019/2020 Budget Analysis
 Recreation Fund

3/5/2019

| Fund/Ctr/Acty | FY 2019 Budget | FY 2019 8 Month Actual | FY 2019 Projected Year End | FY 2020 Budget |
|--------------------------|-------------------|---------------------------|-------------------------------|-------------------|
| 205018 DCC PreSchool | | | | |
| <u>REVENUES:</u> | | | | |
| Registrations | 293,799 | 154,150 | 274,943 | 287,874 |
| Fundraising | 4,585 | 3,454 | 4,463 | 4,506 |
| Total Revenues: | 298,384 | 157,604 | 279,406 | 292,380 |
| <u>EXPENSES:</u> | | | | |
| Salary & Wages: | 153,984 | 78,953 | 149,991 | 156,492 |
| Contract Services: | 5,286 | 1,152 | 4,953 | 5,400 |
| Utilities: | 0 | 0 | 0 | 0 |
| General & Administration | 0 | 0 | 0 | 0 |
| Material & Supplies: | 17,336 | 7,645 | 17,054 | 17,860 |
| Equipment & Repairs: | 0 | 0 | 0 | 0 |
| Total Expenses: | 176,606 | 87,750 | 171,998 | 179,752 |
| Net Revenues - Expenses | 121,778 | 69,854 | 107,408 | 112,628 |

DATE: 03/05/2019
 TIME: 17:02:32
 ID: BP430000.WOW

SKOKIE PARK DISTRICT
 DETAILED BUDGET REPORT

FUND: Recreation Fund

| ACCOUNT NUMBER | ACCOUNT DESCRIPTION | --2017-- ACTUAL | --2018-- ACTUAL | ----- BUDGETED | 2019 8 MO. ACTUAL | ----- PROJECTED | --2020-- REQUESTED BUDGET |
|----------------------------|-----------------------------|--------------------|--------------------|-------------------|-------------------------|--------------------|---------------------------------|
| ----- | | | | | | | |
| Devonshire Cultural Center | | | | | | | |
| Professional Theater | | | | | | | |
| PreSchool Programs | | | | | | | |
| PreSch | | | | | | | |
| 20-50-18-518-4110 | Misc. Registration Fees | 0 | 0 | 0 | 0 | 0 | 0 |
| 20-50-18-518-4132 | Regist. Pre-School Classes | 257,676 | 262,074 | 282,960 | 144,778 | 264,749 | 277,425 |
| 20-50-18-518-4133 | Regst. Pre-School Trips | 1,371 | 701 | 1,899 | 1,032 | 1,674 | 1,689 |
| 20-50-18-518-4134 | Registration Fee Pre-School | 9,100 | 9,080 | 8,940 | 8,340 | 8,520 | 8,760 |
| 20-50-18-518-4135 | Pre-School-Lunch Bunch | 0 | 0 | 0 | 0 | 0 | 0 |
| 20-50-18-518-4993 | Fundraising | 4,565 | 4,822 | 4,585 | 3,454 | 4,463 | 4,506 |
| 20-50-18-518-4999 | Transfers In | 0 | 62 | 0 | 0 | 0 | 0 |
| ----- | | | | | | | |
| TOTAL PreSch | | 272,712 | 276,739 | 298,384 | 157,604 | 279,406 | 292,380 |
| TOTAL PreSchool Programs | | 272,712 | 276,739 | 298,384 | 157,604 | 279,406 | 292,380 |

DATE: 03/05/2019
 TIME: 17:02:32
 ID: BP430000.WOW

SKOKIE PARK DISTRICT
 DETAILED BUDGET REPORT

FUND: Recreation Fund

| ACCOUNT NUMBER | ACCOUNT DESCRIPTION | --2017-- | --2018-- | 2019 | | --2020-- | |
|----------------------------|--------------------------------|----------|----------|----------|-----------------|-----------|---------------------|
| | | ACTUAL | ACTUAL | BUDGETED | 8 MO. ACTUAL | PROJECTED | REQUESTED BUDGET |
| ----- | | | | | | | |
| Devonshire Cultural Center | | | | | | | |
| Professional Theater | | | | | | | |
| PreSchool Programs | | | | | | | |
| PreSch | | | | | | | |
| 20-50-18-518-5010 | S&W Supervisors | 12,687 | 3,640 | 37,912 | 12,381 | 20,921 | 21,544 |
| 20-50-18-518-5020 | S&W Instructors | 88,193 | 98,132 | 69,734 | 42,922 | 84,674 | 87,220 |
| 20-50-18-518-5039 | S&W Leaders | 38,437 | 41,145 | 46,338 | 23,650 | 44,396 | 47,728 |
| 20-50-18-518-5041 | S&W Fundraiser | 0 | 0 | 0 | 0 | 0 | 0 |
| 20-50-18-518-5112 | C/S Transportation & Admission | 3,355 | 525 | 1,537 | 577 | 1,428 | 1,351 |
| 20-50-18-518-5125 | C/S Printing & Postage | 0 | 0 | 0 | 0 | 0 | 0 |
| 20-50-18-518-5127 | C/S Marketing Allocation | 0 | 0 | 799 | 0 | 700 | 999 |
| 20-50-18-518-5150 | C/S Training Expenses | 447 | 2,205 | 2,250 | 0 | 2,250 | 2,350 |
| 20-50-18-518-5164 | C/S ADA Inclusion Costs | 0 | 0 | 0 | 0 | 0 | 0 |
| 20-50-18-518-5184 | C/S Entertainment | 550 | 550 | 700 | 575 | 575 | 700 |
| 20-50-18-518-5207 | Communication | 0 | 0 | 0 | 0 | 0 | 0 |
| 20-50-18-518-5412 | M&S Program Supplies | 12,943 | 9,268 | 8,475 | 3,273 | 8,331 | 8,556 |
| 20-50-18-518-5460 | M&S Food Preschool | 6,686 | 8,941 | 8,861 | 4,372 | 8,723 | 9,304 |
| ----- | | | | | | | |
| TOTAL PreSch | | 163,298 | 164,406 | 176,606 | 87,750 | 171,998 | 179,752 |
| TOTAL PreSchool Programs | | 163,298 | 164,406 | 176,606 | 87,750 | 171,998 | 179,752 |

DEVONSHIRE CENTER CULTURAL ARTS

3/5/2019

Skokie Park District
 FY 2019/2020 Budget Analysis
 Recreation Fund

| Fund/Ctr/Acty | FY 2019 Budget | FY 2019 8 Month Actual | FY 2019 Projected Year End | FY 2020 Budget |
|--------------------------|-------------------|---------------------------|-------------------------------|-------------------|
| 205019 DCC Cultural Arts | | | | |
| <u>REVENUES:</u> | | | | |
| Registrations | 258,077 | 188,438 | 255,407 | 265,984 |
| Misc. Revenue | 31,375 | 18,958 | 26,000 | 30,425 |
| Transfers In | 3,000 | 2,150 | 3,000 | 3,000 |
| Total Revenues: | 292,452 | 209,546 | 284,407 | 299,409 |
| <u>EXPENSES:</u> | | | | |
| Salary & Wages: | 131,304 | 106,705 | 162,411 | 169,851 |
| Contract Services: | 21,302 | 5,136 | 9,258 | 6,742 |
| Utilities: | 0 | 0 | 0 | 0 |
| General & Administration | 0 | 0 | 0 | 0 |
| Material & Supplies: | 41,620 | 19,645 | 26,490 | 37,345 |
| Equipment & Repairs: | 0 | 0 | 0 | 0 |
| Total Expenses: | 194,226 | 131,486 | 198,159 | 213,938 |
| Net Revenues - Expenses | 98,226 | 78,060 | 86,248 | 85,471 |

FUND: Recreation Fund

| ACCOUNT NUMBER | ACCOUNT DESCRIPTION | --2017-- ACTUAL | --2018-- ACTUAL | ----- BUDGETED | 2019 8 MO. ACTUAL | ----- PROJECTED | --2020-- REQUESTED BUDGET |
|-------------------------------|--------------------------------|--------------------|--------------------|-------------------|-------------------------|--------------------|---------------------------------|
| Devonshire Cultural Center | | | | | | | |
| PreSchool Programs | | | | | | | |
| Cultural Arts | | | | | | | |
| Visual Arts | | | | | | | |
| 20-50-19-440-4115 | Prgrm.Regst.Visual Arts | 20,705 | 45,651 | 43,968 | 39,159 | 50,880 | 53,248 |
| 20-50-19-440-4138 | Skokie Art Guild Revenue | 5,523 | 4,712 | 5,527 | 3,745 | 5,527 | 5,527 |
| TOTAL Visual Arts | | 26,228 | 50,363 | 49,495 | 42,904 | 56,407 | 58,775 |
| Dance Classes | | | | | | | |
| 20-50-19-441-4115 | Prgrm.Regst.Dance Classes | 84,214 | 94,840 | 89,438 | 63,662 | 98,000 | 100,987 |
| 20-50-19-441-4900 | Miscellaneous Revenue | 13,251 | 18,631 | 31,375 | 18,958 | 26,000 | 30,425 |
| 20-50-19-441-4999 | Transfers In | 1,500 | 1,450 | 3,000 | 2,150 | 3,000 | 3,000 |
| TOTAL Dance Classes | | 98,965 | 114,921 | 123,813 | 84,770 | 127,000 | 134,412 |
| Music Classes | | | | | | | |
| 20-50-19-442-4115 | Prgrm.Regst.Music Classes | 111,460 | 103,441 | 119,144 | 81,872 | 101,000 | 106,222 |
| TOTAL Music Classes | | 111,460 | 103,441 | 119,144 | 81,872 | 101,000 | 106,222 |
| Theater Classes | | | | | | | |
| 20-50-19-443-4115 | Prgrm.Regst.Theater Classes | 0 | 0 | 0 | 0 | 0 | 0 |
| TOTAL Theater Classes | | 0 | 0 | 0 | 0 | 0 | 0 |
| Film Festival | | | | | | | |
| 20-50-19-445-4115 | Prgrm.Regst.Film Festival | 0 | 0 | 0 | 0 | 0 | 0 |
| TOTAL Film Festival | | 0 | 0 | 0 | 0 | 0 | 0 |
| Sunday Sundown Concerts | | | | | | | |
| 20-50-19-447-4115 | Prgrm.Regst.Sunday Sundown Cnc | 0 | 0 | 0 | 0 | 0 | 0 |
| 20-50-19-447-4999 | Transfers In | 0 | 0 | 0 | 0 | 0 | 0 |
| TOTAL Sunday Sundown Concerts | | 0 | 0 | 0 | 0 | 0 | 0 |
| Mgcl.Merry GoRound | | | | | | | |
| 20-50-19-448-4115 | Prgrm.Regst.Magical Merry Go R | 0 | 0 | 0 | 0 | 0 | 0 |
| 20-50-19-448-4999 | Transfers In | 0 | 0 | 0 | 0 | 0 | 0 |
| TOTAL Mgcl.Merry GoRound | | 0 | 0 | 0 | 0 | 0 | 0 |

DATE: 03/05/2019
 TIME: 17:02:32
 ID: BP430000.WOW

SKOKIE PARK DISTRICT
 DETAILED BUDGET REPORT

FUND: Recreation Fund

| ACCOUNT NUMBER | ACCOUNT DESCRIPTION | --2017-- ACTUAL | --2018-- ACTUAL | BUDGETED | 2019 8 MO. ACTUAL | PROJECTED | --2020-- REQUESTED BUDGET |
|-----------------------------|--------------------------------|--------------------|--------------------|----------|-------------------------|-----------|---------------------------------|
| ----- | | | | | | | |
| Devonshire Cultural Center | | | | | | | |
| Cultural Arts | | | | | | | |
| Showstoppers/CrtnCall | | | | | | | |
| 20-50-19-449-4115 | Prgrm.Regst.Showstpprs/CurtnCl | 0 | 0 | 0 | 0 | 0 | 0 |
| ----- | | | | | | | |
| TOTAL Showstoppers/CrtnCall | | 0 | 0 | 0 | 0 | 0 | 0 |
| | | | | | | | |
| Youth Chorous | | | | | | | |
| 20-50-19-450-4115 | Prgrm.Regst.SPD Youth Chorous | 0 | 0 | 0 | 0 | 0 | 0 |
| ----- | | | | | | | |
| TOTAL Youth Chorous | | 0 | 0 | 0 | 0 | 0 | 0 |
| | | | | | | | |
| Family Theater | | | | | | | |
| 20-50-19-743-4115 | Prgrm.Regst.Family Theater | 0 | 0 | 0 | 0 | 0 | 0 |
| ----- | | | | | | | |
| TOTAL Family Theater | | 0 | 0 | 0 | 0 | 0 | 0 |
| TOTAL Cultural Arts | | 236,653 | 268,725 | 292,452 | 209,546 | 284,407 | 299,409 |

DATE: 03/05/2019
 TIME: 17:02:32
 ID: BP430000.WOW

SKOKIE PARK DISTRICT
 DETAILED BUDGET REPORT

FUND: Recreation Fund

| ACCOUNT NUMBER | ACCOUNT DESCRIPTION | --2017-- ACTUAL | --2018-- ACTUAL | ----- BUDGETED | 2019 8 MO. ACTUAL | ----- PROJECTED | --2020-- REQUESTED BUDGET |
|----------------------------|--------------------------------|--------------------|--------------------|-------------------|-------------------------|--------------------|---------------------------------|
| Devonshire Cultural Center | | | | | | | |
| PreSchool Programs | | | | | | | |
| Cultural Arts | | | | | | | |
| Visual Arts | | | | | | | |
| 20-50-19-440-5020 | S&W Instructors Visual Arts | 11,991 | 8,390 | 7,695 | 21,609 | 29,411 | 33,304 |
| 20-50-19-440-5127 | C/S Marketing Allocation | 0 | 0 | 130 | 0 | 0 | 0 |
| 20-50-19-440-5165 | C/S Instructors N-O-P Visual A | 1,500 | 22,068 | 18,030 | 3,906 | 6,607 | 3,600 |
| 20-50-19-440-5169 | C/S Instructors NOP SKA | 2,990 | 590 | 600 | 200 | 400 | 600 |
| 20-50-19-440-5412 | M&S Prgrm.Supplies Visual Arts | 836 | 1,099 | 500 | 1,349 | 1,500 | 1,500 |
| 20-50-19-440-5418 | M&S Program Supplies SAG | 1,408 | 2,157 | 2,755 | 390 | 1,800 | 2,755 |
| TOTAL Visual Arts | | 18,725 | 34,304 | 29,710 | 27,454 | 39,718 | 41,759 |
| Dance Classes | | | | | | | |
| 20-50-19-441-5020 | S&W Instructors Dance Class | 55,434 | 72,152 | 57,351 | 46,977 | 73,000 | 75,015 |
| 20-50-19-441-5127 | C/S Marketing Allocation | 0 | 672 | 2,242 | 772 | 2,051 | 2,242 |
| 20-50-19-441-5165 | C/S Instructoprs N-O-P DanceCl | 0 | 0 | 0 | 0 | 0 | 0 |
| 20-50-19-441-5412 | M&S Program Supply Dance Class | 17,359 | 16,723 | 28,225 | 16,983 | 18,000 | 22,950 |
| TOTAL Dance Classes | | 72,793 | 89,547 | 87,818 | 64,732 | 93,051 | 100,207 |
| Music Classes | | | | | | | |
| 20-50-19-442-5020 | S&W Instructors Music Class | 61,456 | 60,368 | 66,258 | 38,119 | 60,000 | 61,532 |
| 20-50-19-442-5127 | C/S Marketing Allocation | 0 | 0 | 300 | 0 | 200 | 300 |
| 20-50-19-442-5412 | M&S Prgrm.Supplies Music Class | 3,457 | 2,949 | 10,140 | 923 | 5,190 | 10,140 |
| TOTAL Music Classes | | 64,913 | 63,317 | 76,698 | 39,042 | 65,390 | 71,972 |
| Theater Classes | | | | | | | |
| 20-50-19-443-5020 | S&W Instructors Theater Class | 0 | 0 | 0 | 0 | 0 | 0 |
| 20-50-19-443-5412 | M&S Program Supplies | 0 | 0 | 0 | 0 | 0 | 0 |
| TOTAL Theater Classes | | 0 | 0 | 0 | 0 | 0 | 0 |
| Misc. Art Class | | | | | | | |
| 20-50-19-444-5020 | S&W Instructor Misc.Art Class | 0 | 0 | 0 | 0 | 0 | 0 |
| 20-50-19-444-5039 | S&W Leaders Misc.Art Class | 0 | 0 | 0 | 0 | 0 | 0 |
| TOTAL Misc. Art Class | | 0 | 0 | 0 | 0 | 0 | 0 |

FUND: Recreation Fund

| ACCOUNT NUMBER | ACCOUNT DESCRIPTION | --2017-- ACTUAL | --2018-- ACTUAL | ----- BUDGETED | 2019 8 MO. ACTUAL | ----- PROJECTED | --2020-- REQUESTED BUDGET |
|-----------------------------|--------------------------------|--------------------|--------------------|-------------------|-------------------------|--------------------|---------------------------------|
| Devonshire Cultural Center | | | | | | | |
| Cultural Arts | | | | | | | |
| Film Festival | | | | | | | |
| 20-50-19-445-5020 | S&W Instructors Arts Events | 0 | 0 | 0 | 0 | 0 | 0 |
| 20-50-19-445-5039 | S&W Leaders Arts Events | 0 | 0 | 0 | 0 | 0 | 0 |
| 20-50-19-445-5184 | C/S Entertainment Arts Events | 0 | 0 | 0 | 0 | 0 | 0 |
| 20-50-19-445-5412 | M&S Program Supplies Arts Evnt | 0 | 0 | 0 | 0 | 0 | 0 |
| TOTAL Film Festival | | 0 | 0 | 0 | 0 | 0 | 0 |
| Sunday Concerts | | | | | | | |
| 20-50-19-447-5039 | S&W Leaders Sunday Sundown Con | 0 | 0 | 0 | 0 | 0 | 0 |
| 20-50-19-447-5184 | C/S Entertainment SSC | 0 | 0 | 0 | 0 | 0 | 0 |
| TOTAL Sunday Concerts | | 0 | 0 | 0 | 0 | 0 | 0 |
| Mgcl.Merry GoRound | | | | | | | |
| 20-50-19-448-5039 | S&W Leaders Magl Merry Go Rnd | 0 | 0 | 0 | 0 | 0 | 0 |
| 20-50-19-448-5184 | C/S Entertainment MMGR | 0 | 0 | 0 | 0 | 0 | 0 |
| 20-50-19-448-5412 | M&S Prgrm.Supplies MMGR | 0 | 0 | 0 | 0 | 0 | 0 |
| TOTAL Mgcl.Merry GoRound | | 0 | 0 | 0 | 0 | 0 | 0 |
| Showstoppers/CrtnCall | | | | | | | |
| 20-50-19-449-5020 | S&W Instructors Showstopper/CC | 0 | 0 | 0 | 0 | 0 | 0 |
| 20-50-19-449-5412 | M&S Prgrm.Supplies Showstpr/CC | 0 | 0 | 0 | 0 | 0 | 0 |
| TOTAL Showstoppers/CrtnCall | | 0 | 0 | 0 | 0 | 0 | 0 |
| Youth Chorous | | | | | | | |
| 20-50-19-450-5020 | S&W Instructors SPD Youth Chrs | 0 | 0 | 0 | 0 | 0 | 0 |
| 20-50-19-450-5412 | M&S Prgrm.Supplies SPD Youth C | 0 | 0 | 0 | 0 | 0 | 0 |
| TOTAL Youth Chorous | | 0 | 0 | 0 | 0 | 0 | 0 |
| Cultural Arts Admin. | | | | | | | |
| 20-50-19-519-5039 | S&W Leaders General | 0 | 0 | 0 | 0 | 0 | 0 |
| 20-50-19-519-5069 | S&W Maintenance Allocation | 0 | 0 | 0 | 0 | 0 | 0 |
| 20-50-19-519-5125 | C/S Printing & Postage | 0 | 0 | 0 | 0 | 0 | 0 |
| 20-50-19-519-5127 | C/S Marketing Allocation | 0 | 1,154 | 0 | 258 | 0 | 0 |
| TOTAL Cultural Arts Admin. | | 0 | 1,154 | 0 | 258 | 0 | 0 |

DATE: 03/05/2019
 TIME: 17:02:32
 ID: BP430000.WOW

SKOKIE PARK DISTRICT
 DETAILED BUDGET REPORT

FUND: Recreation Fund

| ACCOUNT NUMBER | ACCOUNT DESCRIPTION | --2017-- ACTUAL | --2018-- ACTUAL | BUDGETED | 2019 8 MO. ACTUAL | 2019 PROJECTED | --2020-- REQUESTED BUDGET |
|--|---------------------|--------------------|--------------------|----------|-------------------------|-------------------|---------------------------------|
| ----- | | | | | | | |
| Devonshire Cultural Center | | | | | | | |
| Cultural Arts | | | | | | | |
| Family Theater | | | | | | | |
| 20-50-19-743-5184 C/S Entertainment Family Theat | | 0 | 0 | 0 | 0 | 0 | 0 |
| ----- | | | | | | | |
| TOTAL Family Theater | | 0 | 0 | 0 | 0 | 0 | 0 |
| TOTAL Cultural Arts | | 156,431 | 188,322 | 194,226 | 131,486 | 198,159 | 213,938 |

**DEVONSHIRE CULTURAL CENTER
CHILDREN PROGRAMS**

3/5/2019

Skokie Park District
FY 2019/2020 Budget Analysis
Recreation Fund

| Fund/Ctr/Acty | FY 2019 Budget | FY 2019 8 Month Actual | FY 2019 Projected Year End | FY 2020 Budget |
|----------------------------|-------------------|---------------------------|-------------------------------|-------------------|
| 205023 Children's Programs | | | | |
| <u>REVENUES:</u> | | | | |
| Registrations | 108,683 | 61,934 | 103,800 | 111,645 |
| Total Revenues: | 108,683 | 61,934 | 103,800 | 111,645 |
| <u>EXPENSES:</u> | | | | |
| Salary & Wages: | 69,988 | 36,431 | 69,724 | 74,311 |
| Contract Services: | 0 | 0 | 0 | 0 |
| Utilities: | 0 | 0 | 0 | 0 |
| General & Administration | 0 | 0 | 0 | 0 |
| Material & Supplies: | 5,325 | 1,516 | 3,400 | 3,885 |
| Equipment & Repairs: | 0 | 0 | 0 | 0 |
| Total Expenses: | 75,313 | 37,947 | 73,124 | 78,196 |
| Net Revenues - Expenses | 33,370 | 23,987 | 30,676 | 33,449 |

DATE: 03/05/2019
 TIME: 17:02:32
 ID: BP430000.WOW

SKOKIE PARK DISTRICT
 DETAILED BUDGET REPORT

FUND: Recreation Fund

| ACCOUNT NUMBER | ACCOUNT DESCRIPTION | --2017-- ACTUAL | --2018-- ACTUAL | BUDGETED | 2019 8 MO. ACTUAL | PROJECTED | --2020-- REQUESTED BUDGET |
|-----------------------------|------------------------|--------------------|--------------------|----------|-------------------------|-----------|---------------------------------|
| ----- | | | | | | | |
| Devonshire Cultural Center | | | | | | | |
| Cultural Arts | | | | | | | |
| Children's Programs | | | | | | | |
| Children's Classes | | | | | | | |
| 20-50-23-420-4115 Registr. | Children's Classes | 93,042 | 93,130 | 95,769 | 57,228 | 94,500 | 102,003 |
| | | ----- | ----- | ----- | ----- | ----- | ----- |
| TOTAL Children's Classes | | 93,042 | 93,130 | 95,769 | 57,228 | 94,500 | 102,003 |
| | | | | | | | |
| | | | | | | | |
| Birthday Parties | | | | | | | |
| 20-50-23-422-4115 Registr. | Birthday Parties | 5,400 | 2,500 | 4,300 | 2,000 | 3,000 | 3,100 |
| | | ----- | ----- | ----- | ----- | ----- | ----- |
| TOTAL Birthday Parties | | 5,400 | 2,500 | 4,300 | 2,000 | 3,000 | 3,100 |
| | | | | | | | |
| | | | | | | | |
| Special Events | | | | | | | |
| 20-50-23-423-4115 Registr. | Children's Spcl.Events | 0 | 0 | 0 | 0 | 0 | 0 |
| | | ----- | ----- | ----- | ----- | ----- | ----- |
| TOTAL Special Events | | 0 | 0 | 0 | 0 | 0 | 0 |
| | | | | | | | |
| | | | | | | | |
| Family Trips | | | | | | | |
| 20-50-23-424-4115 Registr. | Family Trips | 0 | 0 | 0 | 0 | 0 | 0 |
| | | ----- | ----- | ----- | ----- | ----- | ----- |
| TOTAL Family Trips | | 0 | 0 | 0 | 0 | 0 | 0 |
| | | | | | | | |
| | | | | | | | |
| Culinary Arts | | | | | | | |
| 20-50-23-425-4115 Registr. | Culinary Arts | 8,560 | 5,856 | 8,614 | 2,706 | 6,300 | 6,542 |
| | | ----- | ----- | ----- | ----- | ----- | ----- |
| TOTAL Culinary Arts | | 8,560 | 5,856 | 8,614 | 2,706 | 6,300 | 6,542 |
| | | | | | | | |
| | | | | | | | |
| After School Programs | | | | | | | |
| 20-50-23-430-4115 Registr. | After School Prgrms. | 0 | 0 | 0 | 0 | 0 | 0 |
| | | ----- | ----- | ----- | ----- | ----- | ----- |
| TOTAL After School Programs | | 0 | 0 | 0 | 0 | 0 | 0 |
| TOTAL Children's Programs | | 107,002 | 101,486 | 108,683 | 61,934 | 103,800 | 111,645 |

FUND: Recreation Fund

| ACCOUNT NUMBER | ACCOUNT DESCRIPTION | --2017-- ACTUAL | --2018-- ACTUAL | 2019 | | --2020-- REQUESTED BUDGET | |
|-----------------------------|--------------------------------|--------------------|--------------------|----------|---------------------------|---------------------------------|--------|
| | | | | BUDGETED | 8 MO. ACTUAL PROJECTED | | |
| ----- | | | | | | | |
| Devonshire Cultural Center | | | | | | | |
| Cultural Arts | | | | | | | |
| Children's Programs | | | | | | | |
| Children's Classes | | | | | | | |
| 20-50-23-420-5020 | S&W Instructors Children Class | 60,618 | 63,436 | 65,466 | 34,126 | 66,000 | 70,021 |
| 20-50-23-420-5101 | C/S Program Services | 0 | 0 | 0 | 0 | 0 | 0 |
| 20-50-23-420-5412 | M&S Prgrm.Supply Children Cls | 2,955 | 2,035 | 3,195 | 878 | 2,100 | 2,580 |
| TOTAL Children's Classes | | 63,573 | 65,471 | 68,661 | 35,004 | 68,100 | 72,601 |
| ----- | | | | | | | |
| Birthday Parties | | | | | | | |
| 20-50-23-422-5010 | S&W Supervisor Birthday Party | 3,492 | 1,210 | 1,829 | 1,130 | 1,212 | 1,487 |
| 20-50-23-422-5039 | S&W Leaders Birthday Parties | 334 | 298 | 363 | 130 | 262 | 457 |
| 20-50-23-422-5412 | M&S Prgrm,Supply B-Day Parties | 0 | 0 | 825 | 0 | 0 | 0 |
| TOTAL Birthday Parties | | 3,826 | 1,508 | 3,017 | 1,260 | 1,474 | 1,944 |
| ----- | | | | | | | |
| Special Events | | | | | | | |
| 20-50-23-423-5039 | S&W Leaders Children Spcl.Evnt | 0 | 0 | 0 | 0 | 0 | 0 |
| 20-50-23-423-5412 | M&S Prgrm.Supply Chld.Spcl.Evn | 103 | 0 | 0 | 0 | 0 | 0 |
| TOTAL Special Events | | 103 | 0 | 0 | 0 | 0 | 0 |
| ----- | | | | | | | |
| Culinary Arts | | | | | | | |
| 20-50-23-425-5020 | S&W Instructors Culinary Arts | 1,863 | 1,977 | 2,330 | 1,045 | 2,250 | 2,346 |
| 20-50-23-425-5039 | S&W Leaders Culinary Arts | 0 | 0 | 0 | 0 | 0 | 0 |
| 20-50-23-425-5412 | M&S Prgrm.Supply Culinary Arts | 1,374 | 1,573 | 1,305 | 638 | 1,300 | 1,305 |
| TOTAL Culinary Arts | | 3,237 | 3,550 | 3,635 | 1,683 | 3,550 | 3,651 |
| ----- | | | | | | | |
| Other Programs | | | | | | | |
| 20-50-23-427-5010 | S&W Supervisor Other Programs | 0 | 0 | 0 | 0 | 0 | 0 |
| 20-50-23-427-5020 | S&W Instructors Other Programs | 0 | 0 | 0 | 0 | 0 | 0 |
| 20-50-23-427-5412 | M&S Prgrm.Supply Other Prgrms | 0 | 0 | 0 | 0 | 0 | 0 |
| TOTAL Other Programs | | 0 | 0 | 0 | 0 | 0 | 0 |
| ----- | | | | | | | |
| After School Programs | | | | | | | |
| 20-50-23-430-5020 | S&W Instructors After School | 0 | 0 | 0 | 0 | 0 | 0 |
| 20-50-23-430-5412 | M&S Prgrm.Supply After School | 0 | 0 | 0 | 0 | 0 | 0 |
| TOTAL After School Programs | | 0 | 0 | 0 | 0 | 0 | 0 |

DATE: 03/05/2019
 TIME: 17:02:32
 ID: BP430000.WOW

SKOKIE PARK DISTRICT
 DETAILED BUDGET REPORT

FUND: Recreation Fund

| ACCOUNT NUMBER | ACCOUNT DESCRIPTION | --2017-- ACTUAL | --2018-- ACTUAL | BUDGETED | 2019 | | --2020-- REQUESTED BUDGET |
|--|---------------------|--------------------|--------------------|----------|-----------------|-----------|---------------------------------|
| | | | | | 8 MO. ACTUAL | PROJECTED | |
| ----- | | | | | | | |
| Devonshire Cultural Center | | | | | | | |
| Children's Programs | | | | | | | |
| DCC Children Classes General | | | | | | | |
| 20-50-23-523-5112 C/S Transportation & Admission | | 0 | 0 | 0 | 0 | 0 | 0 |
| 20-50-23-523-5127 C/S Marketing Allocation | | 0 | 0 | 0 | 0 | 0 | 0 |
| 20-50-23-523-5184 C/S Entertainment | | 0 | 0 | 0 | 0 | 0 | 0 |
| ----- | | | | | | | |
| TOTAL DCC Children Classes General | | 0 | 0 | 0 | 0 | 0 | 0 |
| TOTAL Children's Programs | | 70,739 | 70,529 | 75,313 | 37,947 | 73,124 | 78,196 |

**DEVONSHIRE CULTURAL CENTER
PLAYHOUSE**

Skokie Park District
 FY 2019/2020 Budget Analysis
 Recreation Fund

3/5/2019

| Fund/Ctr/Acty | FY 2019 Budget | FY 2019 8 Month Actual | FY 2019 Projected Year End | FY 2020 Budget |
|---------------------------------|-------------------|---------------------------|-------------------------------|-------------------|
| 205051 DCC Devonshire Playhouse | | | | |
| <u>REVENUES:</u> | | | | |
| Registrations | 69,122 | 39,699 | 67,590 | 81,275 |
| Misc. Revenue | 1,500 | 1,256 | 1,900 | 3,000 |
| Total Revenues: | 70,622 | 40,955 | 69,490 | 84,275 |
| <u>EXPENSES:</u> | | | | |
| Salary & Wages: | 26,264 | 17,997 | 26,500 | 22,403 |
| 1 Contract Services: | 10,279 | 8,612 | 9,180 | 28,109 |
| Utilities: | 0 | 0 | 0 | 0 |
| General & Administration | 8,500 | 9,553 | 7,800 | 5,550 |
| Material & Supplies: | 7,500 | 6,695 | 8,750 | 7,050 |
| Equipment & Repairs: | 0 | 0 | 0 | 0 |
| Total Expenses: | 52,543 | 42,857 | 52,230 | 63,112 |
| Net Revenues - Expenses | 18,079 | (1,902) | 17,260 | 21,163 |

DATE: 03/05/2019
 TIME: 17:02:32
 ID: BP430000.WOW

SKOKIE PARK DISTRICT
 DETAILED BUDGET REPORT

FUND: Recreation Fund

| ACCOUNT NUMBER | ACCOUNT DESCRIPTION | --2017-- | --2018-- | 2019 | | --2020-- | |
|----------------------------|-------------------------------|----------|----------|----------|-----------------|-----------|---------------------|
| | | ACTUAL | ACTUAL | BUDGETED | 8 MO. ACTUAL | PROJECTED | REQUESTED BUDGET |
| ----- | | | | | | | |
| Devonshire Cultural Center | | | | | | | |
| Adult Programs | | | | | | | |
| Devonshire Playhouse | | | | | | | |
| DevPlyhse | | | | | | | |
| 20-50-51-551-4115 | Registrations | 26,116 | 66,484 | 31,576 | 20,605 | 29,795 | 28,850 |
| 20-50-51-551-4425 | Ticket Revenue Dev. Playhouse | 30,061 | 8,105 | 37,546 | 19,094 | 37,795 | 52,425 |
| 20-50-51-551-4900 | Miscellaneous Theatre Revenue | 2,649 | (674) | 1,500 | 1,256 | 1,900 | 3,000 |
| ----- | | | | | | | |
| TOTAL DevPlyhse | | 58,826 | 73,915 | 70,622 | 40,955 | 69,490 | 84,275 |
| TOTAL Devonshire Playhouse | | 58,826 | 73,915 | 70,622 | 40,955 | 69,490 | 84,275 |

DATE: 03/05/2019
 TIME: 17:02:32
 ID: BP430000.WOW

SKOKIE PARK DISTRICT
 DETAILED BUDGET REPORT

FUND: Recreation Fund

| ACCOUNT NUMBER | ACCOUNT DESCRIPTION | --2017-- | --2018-- | 2019 | | --2020-- | |
|----------------------------|----------------------------|----------|----------|----------|-----------------|-----------|---------------------|
| | | ACTUAL | ACTUAL | BUDGETED | 8 MO. ACTUAL | PROJECTED | REQUESTED BUDGET |
| ----- | | | | | | | |
| Devonshire Cultural Center | | | | | | | |
| Adult Programs | | | | | | | |
| Devonshire Playhouse | | | | | | | |
| Dev. Plyhse | | | | | | | |
| 20-50-51-551-5010 | S&W Supervisors | 25,739 | 30,198 | 25,256 | 17,757 | 25,000 | 21,497 |
| 20-50-51-551-5039 | S&W Leaders | 1,124 | 93 | 1,008 | 240 | 1,500 | 906 |
| 20-50-51-551-5069 | S&W Maintenance Allocation | 0 | 0 | 0 | 0 | 0 | 0 |
| 20-50-51-551-5101 | C/S Program Services | 0 | 0 | 0 | 0 | 0 | 20,130 |
| 20-50-51-551-5125 | C/S Printing & Postage | 0 | 0 | 0 | 112 | 80 | 0 |
| 20-50-51-551-5127 | C/S Marketing Allocation | 3,092 | 4,306 | 4,019 | 2,425 | 3,900 | 4,019 |
| 20-50-51-551-5165 | C/S Instructors NOP | 11,721 | 16,670 | 6,260 | 6,075 | 5,200 | 3,960 |
| 20-50-51-551-5412 | M&S Program Supplies | 6,606 | 9,224 | 7,500 | 6,695 | 8,750 | 7,050 |
| 20-50-51-551-5807 | Royalties | 8,269 | 8,278 | 8,500 | 9,553 | 7,800 | 5,550 |
| ----- | | | | | | | |
| TOTAL Dev. Plyhse | | 56,551 | 68,769 | 52,543 | 42,857 | 52,230 | 63,112 |
| TOTAL Devonshire Playhouse | | 56,551 | 68,769 | 52,543 | 42,857 | 52,230 | 63,112 |

OAKTON COMMUNITY CENTER SUMMARY AND ADMINISTRATION

03/05/19

Skokie Park District
 FY 2019/2020 Budget Analysis
 Recreation Fund
 Oakton Center By Class

| Fund/Ctr/Acty | FY 2019 Budget | FY 2019 8 Months Actual | FY 2019 Projected Year End | FY 2020 Budget |
|---------------------------|-------------------|----------------------------|-------------------------------|-------------------|
| 205110 General | | | | |
| Rev | 45,600 | 29,009 | 43,900 | 44,380 |
| Exp | 522,401 | 345,182 | 525,765 | 532,709 |
| Net | (476,801) | (316,173) | (481,865) | (488,329) |
| 205116 Senior Prgrms | | | | |
| Rev | 84,938 | 64,638 | 83,404 | 88,404 |
| Exp | 72,018 | 53,947 | 70,856 | 75,483 |
| Net | 12,920 | 10,691 | 12,548 | 12,921 |
| 205124 Adult Programs | | | | |
| Rev | 22,821 | 16,578 | 20,500 | 22,821 |
| Exp | 17,112 | 8,516 | 15,400 | 17,112 |
| Net | 5,709 | 8,062 | 5,100 | 5,709 |
| 205156 Still Acting Up | | | | |
| Rev | 8,605 | 3,482 | 6,254 | 8,115 |
| Exp | 10,383 | 6,503 | 8,516 | 11,766 |
| Net | (1,778) | (3,021) | (2,262) | (3,651) |
| 205157 Exploratorium | | | | |
| Rev | 391,605 | 249,139 | 381,845 | 401,080 |
| Exp | 212,974 | 126,284 | 214,747 | 225,080 |
| Net | 178,631 | 122,855 | 167,098 | 176,000 |
| Total Fund 20: OCC 2051XX | | | | |
| Rev | 553,569 | 362,846 | 535,903 | 564,800 |
| Exp | 834,888 | 540,432 | 835,284 | 862,150 |
| Net | (281,319) | (177,586) | (299,381) | (297,350) |

3/5/2019

Skokie Park District
 FY 2019/2020 Budget Analysis
 Recreation Fund

| Fund/Ctr/Acty | FY 2019 Budget | FY 2019 8 Month Actual | FY 2019 Projected Year End | FY 2020 Budget |
|--------------------------|-------------------|---------------------------|-------------------------------|-------------------|
| 205110 OCC Admin: | | | | |
| <u>REVENUES:</u> | | | | |
| Rental of Facilities | 42,000 | 25,710 | 40,600 | 40,800 |
| Vending Commissions | 1,200 | 579 | 900 | 1,080 |
| Misc.Rev/Transfers | 2,400 | 2,720 | 2,400 | 2,500 |
| Total Revenues: | 45,600 | 29,009 | 43,900 | 44,380 |
| <u>EXPENSES:</u> | | | | |
| Salary & Wages: | 363,400 | 245,393 | 361,373 | 373,384 |
| Contract Services: | 22,104 | 19,029 | 27,056 | 21,345 |
| Utilities: | 52,368 | 30,749 | 53,922 | 57,556 |
| General & Administrative | 51,790 | 34,647 | 51,150 | 50,110 |
| Material & Supplies: | 6,600 | 4,825 | 6,600 | 6,600 |
| Equipment & Repairs: | 26,139 | 10,539 | 25,664 | 23,714 |
| Total Expenses: | 522,401 | 345,182 | 525,765 | 532,709 |
| Net Revenues - Expenses | (476,801) | (316,173) | (481,865) | (488,329) |

DATE: 03/05/2019
 TIME: 17:08:15
 ID: BP430000.WOW

SKOKIE PARK DISTRICT
 DETAILED BUDGET REPORT

FUND: Recreation Fund

| ACCOUNT NUMBER | ACCOUNT DESCRIPTION | --2017-- | --2018-- | ----- 2019 ----- | | --2020-- | |
|-------------------------|-----------------------|----------|----------|------------------|-----------------|-----------|---------------------|
| | | ACTUAL | ACTUAL | BUDGETED | 8 MO. ACTUAL | PROJECTED | REQUESTED BUDGET |
| ----- | | | | | | | |
| BEGINNING BALANCE | | | | | | 0 | |
| Oakton Community Center | | | | | | | |
| REVENUES | | | | | | | |
| Administration | | | | | | | |
| Admin | | | | | | | |
| 20-51-10-510-4300 | Rental of Facilities | 33,619 | 42,860 | 42,000 | 25,710 | 40,600 | 40,800 |
| 20-51-10-510-4900 | Miscellaneous Revenue | 0 | 0 | 0 | 5 | 0 | 0 |
| 20-51-10-510-4962 | PayPhone Commissions | 0 | 0 | 0 | 0 | 0 | 0 |
| 20-51-10-510-4964 | Vending Commissions | 1,488 | 1,454 | 1,200 | 579 | 900 | 1,080 |
| 20-51-10-510-4990 | Cash Short | (96) | (136) | (100) | (35) | (100) | 0 |
| 20-51-10-510-4992 | Cash Over | 315 | 0 | 0 | 0 | 0 | 0 |
| 20-51-10-510-4999 | Transfers In | 1,249 | 3,450 | 2,500 | 2,750 | 2,500 | 2,500 |
| ----- | | | | | | | |
| TOTAL Admin | | 36,575 | 47,628 | 45,600 | 29,009 | 43,900 | 44,380 |
| TOTAL Administration | | 36,575 | 47,628 | 45,600 | 29,009 | 43,900 | 44,380 |

DATE: 03/05/2019
 TIME: 17:08:15
 ID: BP430000.WOW

SKOKIE PARK DISTRICT
 DETAILED BUDGET REPORT

FUND: Recreation Fund

| ACCOUNT NUMBER | ACCOUNT DESCRIPTION | --2017-- | --2018-- | ----- 2019 ----- | | --2020-- | |
|--|---------------------|----------|----------|------------------|-----------------|-----------|---------------------|
| | | ACTUAL | ACTUAL | BUDGETED | 8 MO. ACTUAL | PROJECTED | REQUESTED BUDGET |
| ----- | | | | | | | |
| Oakton Community Center | | | | | | | |
| Exploritorium | | | | | | | |
| TOTAL REVENUES: Oakton Community Center | | 502,700 | 499,528 | 553,569 | 362,846 | 535,903 | 564,800 |
| EXPENSES | | | | | | | |
| Administration | | | | | | | |
| Admin | | | | | | | |
| 20-51-10-510-5010 S&W Supervisors | | 128,284 | 126,631 | 136,373 | 91,264 | 136,373 | 140,464 |
| 20-51-10-510-5040 S&W Office Staff | | 107,334 | 112,865 | 111,448 | 80,480 | 115,000 | 118,322 |
| 20-51-10-510-5060 S&W Maintenance Staff | | 95,518 | 98,627 | 98,579 | 62,313 | 93,000 | 97,598 |
| 20-51-10-510-5069 S&W Maintenance Allocation | | 17,000 | 17,000 | 17,000 | 11,336 | 17,000 | 17,000 |
| 20-51-10-510-5100 C/S Professional Services | | 2,252 | 1,599 | 2,480 | 1,738 | 2,400 | 2,516 |
| 20-51-10-510-5115 C/S Computer Expense | | 1,846 | 2,027 | 5,000 | 0 | 4,000 | 3,000 |
| 20-51-10-510-5120 C/S Subscriptions & Dues | | 1,250 | 1,145 | 1,350 | 1,181 | 1,300 | 1,695 |
| 20-51-10-510-5125 C/S Printing & Postage | | 0 | 165 | 0 | 18 | 100 | 0 |
| 20-51-10-510-5127 C/S Marketing Allocation | | 0 | 0 | 0 | 0 | 0 | 0 |
| 20-51-10-510-5130 C/S Uniforms/Safety Shoes | | 1,113 | 1,844 | 1,000 | 2,292 | 2,400 | 1,000 |
| 20-51-10-510-5145 C/S Rubbish Removal | | 3,060 | 3,014 | 3,156 | 2,076 | 3,156 | 3,156 |
| 20-51-10-510-5150 C/S Training Expense | | 5,239 | 4,208 | 4,140 | 1,678 | 3,500 | 5,000 |
| 20-51-10-510-5185 C/S Misc.Service Contracts | | 4,801 | 4,742 | 4,978 | 10,046 | 10,200 | 4,978 |
| 20-51-10-510-5201 Electricity | | 33,481 | 33,733 | 36,176 | 20,662 | 37,337 | 40,957 |
| 20-51-10-510-5203 Water | | 2,185 | 2,434 | 2,610 | 1,421 | 2,618 | 2,600 |
| 20-51-10-510-5205 Natural Gas | | 6,750 | 7,267 | 6,970 | 2,766 | 7,400 | 7,423 |
| 20-51-10-510-5206 Security Alarm Service | | 4,849 | 4,036 | 5,100 | 4,921 | 5,100 | 5,100 |
| 20-51-10-510-5207 Communication | | 2,222 | 1,668 | 1,512 | 979 | 1,467 | 1,476 |
| 20-51-10-510-5320 G&A General Administrative | | 740 | 512 | 870 | 235 | 850 | 870 |
| 20-51-10-510-5350 G&A Employee Benefits | | 58,227 | 50,889 | 50,920 | 34,412 | 50,300 | 49,240 |
| 20-51-10-510-5438 M&S Maintenance Supplies | | 7,967 | 7,450 | 5,900 | 4,419 | 5,900 | 5,900 |
| 20-51-10-510-5470 M&S Office Supplies | | 778 | 1,323 | 700 | 406 | 700 | 700 |
| 20-51-10-510-5500 E&R Copier Equipment | | 8,852 | 8,548 | 10,664 | 5,614 | 10,664 | 10,664 |
| 20-51-10-510-5501 E&R Office Equipment | | 0 | 0 | 0 | 0 | 0 | 0 |
| 20-51-10-510-5555 E&R Repairs & Replacements | | 15,368 | 11,388 | 15,475 | 4,925 | 15,000 | 13,050 |
| ----- | | | | | | | |
| TOTAL Admin | | 509,116 | 503,115 | 522,401 | 345,182 | 525,765 | 532,709 |
| TOTAL Administration | | 509,116 | 503,115 | 522,401 | 345,182 | 525,765 | 532,709 |

**OAKTON COMMUNITY CENTER
SENIOR PROGRAMS**

3/5/2019

Skokie Park District
FY 2019/2020 Budget Analysis
Recreation Fund

| Fund/Ctr/Acty | FY 2019 Budget | FY 2019 8 Month Actual | FY 2019 Projected Year End | FY 2020 Budget |
|-----------------------------|-------------------|---------------------------|-------------------------------|-------------------|
| 205116 OCC Senior Programs: | | | | |
| <u>REVENUES:</u> | | | | |
| Registrations | 77,938 | 61,188 | 76,404 | 81,404 |
| Transfers In | 7,000 | 3,450 | 7,000 | 7,000 |
| Total Revenues: | 84,938 | 64,638 | 83,404 | 88,404 |
| <u>EXPENSES:</u> | | | | |
| Salary & Wages: | 30,697 | 24,272 | 31,000 | 33,312 |
| Contract Services: | 30,816 | 23,483 | 30,766 | 31,666 |
| Utilities: | 0 | 0 | 0 | 0 |
| General & Administration | 0 | 0 | 0 | 0 |
| Material & Supplies: | 10,505 | 6,192 | 9,090 | 10,505 |
| Equipment & Repairs: | 0 | 0 | 0 | 0 |
| Total Expenses: | 72,018 | 53,947 | 70,856 | 75,483 |
| Net Revenues - Expenses | 12,920 | 10,691 | 12,548 | 12,921 |

SKOKIE PARK DISTRICT
 DETAILED BUDGET REPORT

FUND: Recreation Fund

| ACCOUNT NUMBER | ACCOUNT DESCRIPTION | --2017-- ACTUAL | --2018-- ACTUAL | BUDGETED | 2019 8 MO. ACTUAL | 2020 PROJECTED | --2020-- REQUESTED BUDGET |
|---------------------------------------|---------------------|--------------------|--------------------|----------|-------------------------|-------------------|---------------------------------|
| ----- | | | | | | | |
| Oakton Community Center | | | | | | | |
| Administration | | | | | | | |
| Oakton Senior Adult Classes | | | | | | | |
| Sr.Prgm. Gnrl. | | | | | | | |
| 20-51-16-116-4999 Transfers In | | 4,725 | 6,100 | 7,000 | 3,450 | 7,000 | 7,000 |
| ----- | | | | | | | |
| TOTAL Sr.Prgm. Gnrl. | | 4,725 | 6,100 | 7,000 | 3,450 | 7,000 | 7,000 |
| | | | | | | | |
| Programs | | | | | | | |
| 20-51-16-171-4115 Registrations | | 0 | 0 | 0 | 0 | 0 | 0 |
| ----- | | | | | | | |
| TOTAL Programs | | 0 | 0 | 0 | 0 | 0 | 0 |
| | | | | | | | |
| Oakton Senior Club | | | | | | | |
| 20-51-16-172-4172 Oakton Senior Club | | 0 | 0 | 0 | 0 | 0 | 0 |
| ----- | | | | | | | |
| TOTAL Oakton Senior Club | | 0 | 0 | 0 | 0 | 0 | 0 |
| | | | | | | | |
| Laramie Senior Card Club | | | | | | | |
| 20-51-16-173-4173 Laramie Senior Club | | 278 | 128 | 218 | 324 | 404 | 324 |
| ----- | | | | | | | |
| TOTAL Laramie Senior Card Club | | 278 | 128 | 218 | 324 | 404 | 324 |
| | | | | | | | |
| Senior Exercise Classes | | | | | | | |
| 20-51-16-174-4174 Senior Exercise | | 20,013 | 23,712 | 24,440 | 17,798 | 24,000 | 24,440 |
| ----- | | | | | | | |
| TOTAL Senior Exercise Classes | | 20,013 | 23,712 | 24,440 | 17,798 | 24,000 | 24,440 |
| | | | | | | | |
| Ballroom Dancing | | | | | | | |
| 20-51-16-175-4175 Ballroom Dancing | | 0 | 0 | 0 | 0 | 0 | 0 |
| ----- | | | | | | | |
| TOTAL Ballroom Dancing | | 0 | 0 | 0 | 0 | 0 | 0 |
| | | | | | | | |
| Oakton Sr. Adult Classes | | | | | | | |
| 20-51-16-223-4112 Registrations | | 35,357 | 46,135 | 53,280 | 43,066 | 52,000 | 56,640 |
| 20-51-16-223-4999 Transfers In | | 3,000 | 0 | 0 | 0 | 0 | 0 |
| ----- | | | | | | | |
| TOTAL Oakton Sr. Adult Classes | | 38,357 | 46,135 | 53,280 | 43,066 | 52,000 | 56,640 |
| TOTAL Oakton Senior Adult Classes | | 63,373 | 76,075 | 84,938 | 64,638 | 83,404 | 88,404 |

DATE: 03/05/2019
 TIME: 17:08:15
 ID: BP430000.WOW

SKOKIE PARK DISTRICT
 DETAILED BUDGET REPORT

FUND: Recreation Fund

| ACCOUNT NUMBER | ACCOUNT DESCRIPTION | --2017-- ACTUAL | --2018-- ACTUAL | BUDGETED | 2019 8 MO. ACTUAL | PROJECTED | --2020-- REQUESTED BUDGET |
|--------------------------------|--------------------------------|--------------------|--------------------|----------|-------------------------|-----------|---------------------------------|
| ----- | | | | | | | |
| Oakton Community Center | | | | | | | |
| Administration | | | | | | | |
| Oakton Senior Adult Classes | | | | | | | |
| Sr.Prgm.Gnrl. | | | | | | | |
| 20-51-16-116-5020 | S&W Instructors | 0 | 0 | 0 | 0 | 0 | 0 |
| 20-51-16-116-5112 | C/S Transportation & Admission | 0 | 0 | 0 | 0 | 0 | 0 |
| 20-51-16-116-5127 | C/S Marketing Allocation | 0 | 1,584 | 766 | 0 | 766 | 1,616 |
| 20-51-16-116-5165 | C/S Instructors NOP | 0 | 0 | 0 | 0 | 0 | 0 |
| TOTAL Sr.Prgm.Gnrl. | | 0 | 1,584 | 766 | 0 | 766 | 1,616 |
| ----- | | | | | | | |
| Programs | | | | | | | |
| 20-51-16-171-5471 | M&S Prgrm.Supply Senior Progrm | 0 | 0 | 0 | 0 | 0 | 0 |
| TOTAL Programs | | 0 | 0 | 0 | 0 | 0 | 0 |
| ----- | | | | | | | |
| Oakton Senior Club | | | | | | | |
| 20-51-16-172-5472 | M&S Prgrm.Supply Oakton Senior | 0 | 0 | 0 | 0 | 0 | 0 |
| TOTAL Oakton Senior Club | | 0 | 0 | 0 | 0 | 0 | 0 |
| ----- | | | | | | | |
| Laramie Senior Card Club | | | | | | | |
| 20-51-16-173-5127 | C/S Marketing Allocation | 0 | 0 | 0 | 0 | 0 | 0 |
| 20-51-16-173-5473 | M&S Prgrm.Supply Laramie Senr. | 361 | 423 | 390 | 329 | 390 | 390 |
| TOTAL Laramie Senior Card Club | | 361 | 423 | 390 | 329 | 390 | 390 |
| ----- | | | | | | | |
| Senior Exercise Classes | | | | | | | |
| 20-51-16-174-5020 | S&W Senior Exercise Instructor | 21,529 | 21,994 | 22,162 | 15,541 | 22,000 | 23,961 |
| 20-51-16-174-5127 | C/S Marketing Allocation | 0 | 0 | 0 | 0 | 0 | 0 |
| 20-51-16-174-5412 | M&S Sr.Exercize Class Supplies | 0 | 0 | 0 | 0 | 0 | 0 |
| 20-51-16-174-5474 | M&S Prgrm.Supply Sr. Exercise | 328 | 563 | 700 | 203 | 700 | 700 |
| TOTAL Senior Exercise Classes | | 21,857 | 22,557 | 22,862 | 15,744 | 22,700 | 24,661 |
| ----- | | | | | | | |
| Ballroom Dancing | | | | | | | |
| 20-51-16-175-5475 | M&S Prgrm. Supply Sr. Ballroom | 0 | 0 | 0 | 0 | 0 | 0 |
| TOTAL Ballroom Dancing | | 0 | 0 | 0 | 0 | 0 | 0 |
| ----- | | | | | | | |

DATE: 03/05/2019
 TIME: 17:08:15
 ID: BP430000.WOW

SKOKIE PARK DISTRICT
 DETAILED BUDGET REPORT

FUND: Recreation Fund

| ACCOUNT NUMBER | ACCOUNT DESCRIPTION | --2017-- ACTUAL | --2018-- ACTUAL | ----- BUDGETED | 2019 8 MO. ACTUAL | ----- PROJECTED | --2020-- REQUESTED BUDGET |
|-----------------------------------|--------------------------------|--------------------|--------------------|-------------------|-------------------------|--------------------|---------------------------------|
| Oakton Community Center | | | | | | | |
| Oakton Senior Adult Classes | | | | | | | |
| Oakton Senior Adult Classes | | | | | | | |
| 20-51-16-223-5020 | S&W Instructors | 8,098 | 11,430 | 8,535 | 8,731 | 9,000 | 9,351 |
| 20-51-16-223-5112 | C/S Transportation & Admission | 21,439 | 28,815 | 30,050 | 23,483 | 30,000 | 30,050 |
| 20-51-16-223-5127 | C/S Marketing Allocation | 0 | 0 | 0 | 0 | 0 | 0 |
| 20-51-16-223-5142 | C/S Facility Rental | 0 | 0 | 0 | 0 | 0 | 0 |
| 20-51-16-223-5165 | C/S Instructors N.O.P. | 0 | 0 | 0 | 0 | 0 | 0 |
| 20-51-16-223-5207 | Communications | 0 | 0 | 0 | 0 | 0 | 0 |
| 20-51-16-223-5412 | M&S Program Supplies | 10,605 | 10,739 | 9,415 | 5,660 | 8,000 | 9,415 |
| TOTAL Oakton Senior Adult Classes | | 40,142 | 50,984 | 48,000 | 37,874 | 47,000 | 48,816 |
| TOTAL Oakton Senior Adult Classes | | 62,360 | 75,548 | 72,018 | 53,947 | 70,856 | 75,483 |

**OAKTON COMMUNITY CENTER
ADULT PROGRAMS**

Skokie Park District
 FY 2019/2020 Budget Analysis
 Recreation Fund

3/5/2019

| Fund/Ctr/Acty | FY 2019 Budget | FY 2019 8 Month Actual | FY 2019 Projected Year End | FY 2020 Budget |
|---------------------------|-------------------|---------------------------|-------------------------------|-------------------|
| 205124 OCC Adult Programs | | | | |
| <u>REVENUES:</u> | | | | |
| Registrations | 22,821 | 16,578 | 20,500 | 22,821 |
| Total Revenues: | 22,821 | 16,578 | 20,500 | 22,821 |
| <u>EXPENSES:</u> | | | | |
| 1 Salary & Wages: | 0 | 0 | 0 | 0 |
| 1 Contract Services: | 17,112 | 8,516 | 15,400 | 17,112 |
| Utilities: | 0 | 0 | 0 | 0 |
| General & Administration | 0 | 0 | 0 | 0 |
| Material & Supplies: | 0 | 0 | 0 | 0 |
| Equipment & Repairs: | 0 | 0 | 0 | 0 |
| Total Expenses: | 17,112 | 8,516 | 15,400 | 17,112 |
| Net Revenues - Expenses | 5,709 | 8,062 | 5,100 | 5,709 |

DATE: 03/05/2019
 TIME: 17:08:15
 ID: BP430000.WOW

SKOKIE PARK DISTRICT
 DETAILED BUDGET REPORT

FUND: Recreation Fund

| ACCOUNT NUMBER | ACCOUNT DESCRIPTION | --2017-- ACTUAL | --2018-- ACTUAL | ----- BUDGETED | 2019 8 MO. ACTUAL | ----- PROJECTED | --2020-- REQUESTED BUDGET |
|-----------------------------|----------------------|--------------------|--------------------|-------------------|-------------------------|--------------------|---------------------------------|
| ----- | | | | | | | |
| Oakton Community Center | | | | | | | |
| Oakton Senior Adult Classes | | | | | | | |
| Adult Classes | | | | | | | |
| General | | | | | | | |
| 20-51-24-224-4112 | Class Registrations | 21,006 | 24,779 | 22,821 | 16,578 | 20,500 | 22,821 |
| 20-51-24-224-4115 | Registrations | 0 | 0 | 0 | 0 | 0 | 0 |
| 20-51-24-224-4152 | Trips/Extended Tours | 0 | 0 | 0 | 0 | 0 | 0 |
| ----- | | | | | | | |
| TOTAL General | | 21,006 | 24,779 | 22,821 | 16,578 | 20,500 | 22,821 |
| TOTAL Adult Classes | | 21,006 | 24,779 | 22,821 | 16,578 | 20,500 | 22,821 |

DATE: 03/05/2019
 TIME: 17:08:15
 ID: BP430000.WOW

SKOKIE PARK DISTRICT
 DETAILED BUDGET REPORT

FUND: Recreation Fund

| ACCOUNT NUMBER | ACCOUNT DESCRIPTION | --2017-- ACTUAL | --2018-- ACTUAL | BUDGETED | 2019 8 MO. ACTUAL | 2019 PROJECTED | --2020-- REQUESTED BUDGET |
|-----------------------------|--------------------------------|--------------------|--------------------|----------|-------------------------|-------------------|---------------------------------|
| ----- | | | | | | | |
| Oakton Community Center | | | | | | | |
| Oakton Senior Adult Classes | | | | | | | |
| Adult Classes | | | | | | | |
| General | | | | | | | |
| 20-51-24-224-5020 | S&W Instructors | 0 | 0 | 0 | 0 | 0 | 0 |
| 20-51-24-224-5112 | C/S Transportation & Admission | 0 | 0 | 0 | 0 | 0 | 0 |
| 20-51-24-224-5127 | C/S Marketing Allocation | 0 | 0 | 0 | 0 | 0 | 0 |
| 20-51-24-224-5165 | C/S Instructors NOP | 14,553 | 17,750 | 17,112 | 8,516 | 15,400 | 17,112 |
| 20-51-24-224-5411 | M&S Prgrm.Supply Trips/Tours | 0 | 0 | 0 | 0 | 0 | 0 |
| 20-51-24-224-5412 | M&S Program Supplies | 0 | 0 | 0 | 0 | 0 | 0 |
| ----- | | | | | | | |
| TOTAL General | | 14,553 | 17,750 | 17,112 | 8,516 | 15,400 | 17,112 |
| TOTAL Adult Classes | | 14,553 | 17,750 | 17,112 | 8,516 | 15,400 | 17,112 |

**OAKTON COMMUNITY CENTER
STILL ACTING UP**

3/5/2019

Skokie Park District
 FY 2019/2020 Budget Analysis
 Recreation Fund

| Fund/Ctr/Acty | FY 2019 Budget | FY 2019 8 Month Actual | FY 2019 Projected Year End | FY 2020 Budget |
|----------------------------|-------------------|---------------------------|-------------------------------|-------------------|
| 205156 OCC Still Acting Up | | | | |
| <u>REVENUES:</u> | | | | |
| Recitals | 4,000 | 1,600 | 4,000 | 4,000 |
| Productions | 3,630 | 1,507 | 1,529 | 2,640 |
| Memberships/Dues | 350 | 0 | 350 | 350 |
| Program Sales | 625 | 125 | 125 | 625 |
| Grants/Donations/Transfe | 0 | 250 | 250 | 500 |
| Total Revenues: | 8,605 | 3,482 | 6,254 | 8,115 |
| <u>EXPENSES:</u> | | | | |
| Salary & Wages: | 7,886 | 5,701 | 7,226 | 10,240 |
| Contract Services: | 1,837 | 790 | 790 | 866 |
| Utilities: | 0 | 0 | 0 | 0 |
| General & Administrati | 0 | 0 | 0 | 0 |
| Material & Supplies: | 660 | 12 | 500 | 660 |
| Equipment & Repairs: | 0 | 0 | 0 | 0 |
| Total Expenses: | 10,383 | 6,503 | 8,516 | 11,766 |
| Net Revenues - Expenses | (1,778) | (3,021) | (2,262) | (3,651) |

FUND: Recreation Fund

| ACCOUNT NUMBER | ACCOUNT DESCRIPTION | --2017-- | --2018-- | 2019 | | --2020-- |
|-------------------------|---------------------|----------|----------|----------|-----------------|-----------|
| | | ACTUAL | ACTUAL | BUDGETED | 8 MO. ACTUAL | PROJECTED |
| ----- | | | | | | |
| Oakton Community Center | | | | | | |
| | Special Events | | | | | |
| | Stil Acting Up | | | | | |
| | General | | | | | |
| 20-51-56-156-4138 | Recitals | 3,320 | 2,350 | 4,000 | 1,600 | 4,000 |
| 20-51-56-156-4139 | Productions | 2,774 | 3,202 | 3,630 | 1,507 | 2,640 |
| 20-51-56-156-4157 | Memberships/Dues | 700 | 0 | 350 | 0 | 350 |
| 20-51-56-156-4956 | Program Sales | 0 | 375 | 625 | 125 | 625 |
| 20-51-56-156-4996 | Grants & Donations | 0 | 0 | 0 | 0 | 0 |
| 20-51-56-156-4999 | Transfers In | 0 | 0 | 0 | 250 | 500 |
| ----- | | | | | | |
| TOTAL General | | 6,794 | 5,927 | 8,605 | 3,482 | 8,115 |
| TOTAL Stil Acting Up | | 6,794 | 5,927 | 8,605 | 3,482 | 8,115 |

SKOKIE PARK DISTRICT
 DETAILED BUDGET REPORT

FUND: Recreation Fund

| ACCOUNT NUMBER | ACCOUNT DESCRIPTION | --2017-- ACTUAL | --2018-- ACTUAL | ----- BUDGETED | 2019 8 MO. ACTUAL | ----- PROJECTED | --2020-- REQUESTED BUDGET |
|-------------------------|--------------------------------|--------------------|--------------------|-------------------|-------------------------|--------------------|---------------------------------|
| ----- | | | | | | | |
| Oakton Community Center | | | | | | | |
| Special Events | | | | | | | |
| Still Acting Up | | | | | | | |
| General | | | | | | | |
| 20-51-56-156-5012 | S&W Producer/Director | 9,946 | 10,814 | 6,776 | 4,475 | 6,000 | 9,013 |
| 20-51-56-156-5031 | S&W Stage/Technical Director | 1,200 | 1,042 | 1,110 | 1,226 | 1,226 | 1,227 |
| 20-51-56-156-5100 | C/S Professional Srvc. Accompt | 0 | 0 | 0 | 0 | 0 | 0 |
| 20-51-56-156-5112 | C/S Transportation & Admission | 0 | 0 | 0 | 0 | 0 | 0 |
| 20-51-56-156-5125 | C/S Printing & Postage | 0 | 0 | 0 | 0 | 0 | 0 |
| 20-51-56-156-5127 | C/S Marketing Allocation | 947 | 1,762 | 1,837 | 790 | 790 | 866 |
| 20-51-56-156-5412 | M&S Program Supplies | 354 | 569 | 660 | 12 | 500 | 660 |
| 20-51-56-156-5807 | Royalties | 0 | 0 | 0 | 0 | 0 | 0 |
| ----- | | | | | | | |
| TOTAL General | | 12,447 | 14,187 | 10,383 | 6,503 | 8,516 | 11,766 |
| TOTAL Still Acting Up | | 12,447 | 14,187 | 10,383 | 6,503 | 8,516 | 11,766 |

**OAKTON COMMUNITY CENTER
EXPLORITORIUM**

3/5/2019

Skokie Park District
FY 2019/2020 Budget Analysis
Recreation Fund

| Fund/Ctr/Acty | FY 2019 Budget | FY 2019 8 Month Actual | FY 2019 Projected Year End | FY 2020 Budget |
|---------------------------|-------------------|---------------------------|-------------------------------|-------------------|
| 205157 OCC Exploritorium: | | | | |
| <u>REVENUES:</u> | | | | |
| Birthday Parties | 140,250 | 104,385 | 142,000 | 145,600 |
| Special Events | 10,970 | 7,960 | 9,970 | 9,970 |
| Admissions | 233,525 | 131,932 | 223,000 | 238,650 |
| Other | 6,860 | 4,862 | 6,875 | 6,860 |
| Total Revenues: | 391,605 | 249,139 | 381,845 | 401,080 |
| <u>EXPENSES:</u> | | | | |
| Salary & Wages: | 176,059 | 110,556 | 176,595 | 189,314 |
| Contract Services: | 6,619 | 2,633 | 6,619 | 6,619 |
| Utilities: | 0 | 0 | 0 | 0 |
| General & Administration | 1,508 | 510 | 1,508 | 1,508 |
| Material & Supplies: | 18,120 | 9,379 | 19,357 | 16,820 |
| Equipment & Repairs: | 10,668 | 3,206 | 10,668 | 10,819 |
| Total Expenses: | 212,974 | 126,284 | 214,747 | 225,080 |
| Net Revenues - Expenses | 178,631 | 122,855 | 167,098 | 176,000 |

FUND: Recreation Fund

| ACCOUNT NUMBER | ACCOUNT DESCRIPTION | --2017-- ACTUAL | --2018-- ACTUAL | 2019 | | --2020-- REQUESTED BUDGET |
|-------------------------|-----------------------|--------------------|--------------------|----------|---------------------------|---------------------------------|
| | | | | BUDGETED | 8 MO. ACTUAL PROJECTED | |
| ----- | | | | | | |
| Oakton Community Center | | | | | | |
| Stil Acting Up | | | | | | |
| Exploritorium | | | | | | |
| General | | | | | | |
| 20-51-57-157-4900 | Miscellaneous Revenue | 0 | 0 | 0 | 0 | 0 |
| 20-51-57-157-4901 | Resale Items | 285 | 188 | 300 | 152 | 300 |
| 20-51-57-157-4964 | Vending Commissions | 423 | 389 | 360 | 185 | 360 |
| 20-51-57-157-4990 | Cash Short | 0 | 0 | 0 | 0 | 0 |
| 20-51-57-157-4992 | Cash Over | 0 | 0 | 0 | 0 | 0 |
| ----- | | | | | | |
| TOTAL General | | 708 | 577 | 660 | 337 | 675 |
| Birthday Parties | | | | | | |
| 20-51-57-225-4126 | Birthday Parties | 137,793 | 126,396 | 140,250 | 104,385 | 142,000 |
| ----- | | | | | | |
| TOTAL Birthday Parties | | 137,793 | 126,396 | 140,250 | 104,385 | 142,000 |
| Special Events | | | | | | |
| 20-51-57-226-4127 | Special Events | 8,535 | 6,924 | 10,970 | 7,960 | 9,970 |
| 20-51-57-226-4999 | Transfers In | 4,750 | 7,300 | 6,200 | 4,525 | 6,200 |
| ----- | | | | | | |
| TOTAL Special Events | | 13,285 | 14,224 | 17,170 | 12,485 | 16,170 |
| Admissions | | | | | | |
| 20-51-57-227-4440 | Daily Admissions | 184,767 | 180,472 | 189,725 | 122,398 | 195,000 |
| 20-51-57-227-4441 | Weekend Admissions | 0 | 0 | 0 | 0 | 0 |
| 20-51-57-227-4445 | Season Passes | 38,399 | 23,450 | 43,800 | 9,534 | 28,000 |
| ----- | | | | | | |
| TOTAL Admissions | | 223,166 | 203,922 | 233,525 | 131,932 | 223,000 |
| TOTAL Exploritorium | | 374,952 | 345,119 | 391,605 | 249,139 | 381,845 |
| ----- | | | | | | |

FUND: Recreation Fund

| ACCOUNT NUMBER | ACCOUNT DESCRIPTION | --2017-- ACTUAL | --2018-- ACTUAL | ----- BUDGETED | 2019 8 MO. ACTUAL | ----- PROJECTED | ---2020--- REQUESTED BUDGET |
|-------------------------|--------------------------------|--------------------|--------------------|-------------------|-------------------------|--------------------|-----------------------------------|
| ----- | | | | | | | |
| Oakton Community Center | | | | | | | |
| Still Acting Up | | | | | | | |
| Exploritorium | | | | | | | |
| General | | | | | | | |
| 20-51-57-157-5010 | S&W Supervisors | 52,477 | 54,256 | 55,355 | 37,230 | 55,355 | 57,015 |
| 20-51-57-157-5039 | S&W Leaders | 33,649 | 30,968 | 47,852 | 30,156 | 49,240 | 54,367 |
| 20-51-57-157-5045 | S&W Admissions Control Staff | 55,189 | 71,072 | 66,768 | 41,405 | 68,000 | 72,316 |
| 20-51-57-157-5115 | C/S Computer Expense | 0 | 0 | 0 | 0 | 0 | 0 |
| 20-51-57-157-5120 | C/S Subscriptions & Dues | 15 | 0 | 0 | 0 | 0 | 0 |
| 20-51-57-157-5125 | C/S Printing & Postage | 699 | 0 | 0 | 0 | 0 | 0 |
| 20-51-57-157-5127 | C/S Marketing Allocation | 7,029 | 6,806 | 5,817 | 2,633 | 5,817 | 5,817 |
| 20-51-57-157-5130 | C/S Uniforms/Safety Shoes | 0 | 799 | 802 | 0 | 802 | 802 |
| 20-51-57-157-5184 | C/S Entertainment | 0 | 0 | 0 | 0 | 0 | 0 |
| 20-51-57-157-5185 | C/S Misc.Service Contracts | 0 | 0 | 0 | 0 | 0 | 0 |
| 20-51-57-157-5207 | Communication | 0 | 0 | 0 | 0 | 0 | 0 |
| 20-51-57-157-5320 | G&A General Administrative | 997 | 1,360 | 1,508 | 510 | 1,508 | 1,508 |
| 20-51-57-157-5350 | G&A Employee Benefits | 0 | 0 | 0 | 0 | 0 | 0 |
| 20-51-57-157-5438 | M&S Maintenance Supplies | 0 | 0 | 0 | 0 | 0 | 0 |
| 20-51-57-157-5470 | M&S Office Supplies | 1,568 | 2,354 | 5,500 | 2,470 | 5,500 | 3,000 |
| 20-51-57-157-5490 | M&S Resale Items | 250 | 41 | 250 | 287 | 287 | 250 |
| 20-51-57-157-5501 | E&R Office Equipment | 0 | 0 | 0 | 0 | 0 | 0 |
| 20-51-57-157-5555 | E&R Repairs & Replacement | 6,817 | 7,276 | 10,668 | 3,206 | 10,668 | 10,819 |
| 20-51-57-157-5589 | E&R Equipment Replacement | 0 | 0 | 0 | 0 | 0 | 0 |
| TOTAL General | | 158,690 | 174,932 | 194,520 | 117,897 | 197,177 | 205,894 |
| ----- | | | | | | | |
| Birthday Parties | | | | | | | |
| 20-51-57-225-5442 | M&S Program Supplies B-Day Prt | 253 | 917 | 750 | 91 | 750 | 750 |
| TOTAL Birthday Parties | | 253 | 917 | 750 | 91 | 750 | 750 |
| ----- | | | | | | | |
| Special Events | | | | | | | |
| 20-51-57-226-5045 | S&W Special Event Staff | 4,335 | 6,637 | 6,084 | 1,765 | 4,000 | 5,616 |
| 20-51-57-226-5412 | M&S Program Supplies | 0 | 45 | 0 | 0 | 0 | 0 |
| 20-51-57-226-5441 | M&S Program Supply Educational | 4,798 | 4,433 | 4,800 | 2,519 | 4,800 | 4,800 |
| 20-51-57-226-5443 | M&S Program Supply Spcl.Events | 5,149 | 6,053 | 6,820 | 4,012 | 8,020 | 8,020 |
| 20-51-57-226-5444 | M&S Program Supply HistPrgm/Ex | 0 | 0 | 0 | 0 | 0 | 0 |
| 20-51-57-226-5448 | M&S Program Supply Arts Events | 0 | 0 | 0 | 0 | 0 | 0 |
| TOTAL Special Events | | 14,282 | 17,168 | 17,704 | 8,296 | 16,820 | 18,436 |

DATE: 03/05/2019
 TIME: 17:08:15
 ID: BP430000.WOW

SKOKIE PARK DISTRICT
 DETAILED BUDGET REPORT

FUND: Recreation Fund

| ACCOUNT NUMBER | ACCOUNT DESCRIPTION | --2017-- | --2018-- | ----- 2019 ----- | | --2020-- |
|--|---------------------|----------|----------|------------------|-----------------|-----------|
| | | ACTUAL | ACTUAL | BUDGETED | 8 MO. ACTUAL | PROJECTED |
| ----- | | | | | | |
| Oakton Community Center | | | | | | |
| Exploritorium | | | | | | |
| Admissions | | | | | | |
| 20-51-57-227-5440 M&S Program Supplies Admission | | 0 | 0 | 0 | 0 | 0 |
| ----- | | | | | | |
| TOTAL Admissions | | 0 | 0 | 0 | 0 | 0 |
| TOTAL Exploritorium | | 173,225 | 193,017 | 212,974 | 126,284 | 214,747 |
| ----- | | | | | | |
| | | | | | | 225,080 |

CHILDCARE SUMMARY

03/05/19

Skokie Park District
FY 2019/2020 Budget Analysis
Recreation Fund
TLC/SPACE

| Fund/Ctr/Acty | FY 2019 Budget | FY 2019 8 Months Actual | FY 2019 Projected Year End | FY 2020 Budget |
|---------------------------------|-------------------|----------------------------|-------------------------------|-------------------|
| 205210 General | | | | |
| Rev | 5,311 | 237 | 9,310 | 5,311 |
| Exp | 387,095 | 289,181 | 431,443 | 428,441 |
| Net | (381,784) | (288,944) | (422,133) | (423,130) |
| 205246 SPACE | | | | |
| Rev | 1,209,730 | 654,628 | 1,272,750 | 1,283,955 |
| Exp | 566,635 | 382,370 | 706,410 | 820,473 |
| Net | 643,095 | 272,258 | 566,340 | 463,482 |
| 205247 TLC | | | | |
| Rev | 1,512,741 | 967,073 | 1,505,172 | 1,572,103 |
| Exp | 801,577 | 541,422 | 797,440 | 827,593 |
| Net | 711,164 | 425,651 | 707,732 | 744,510 |
| Total Fund 20: Childcare 2052XX | | | | |
| Rev | 2,727,782 | 1,621,938 | 2,787,232 | 2,861,369 |
| Exp | 1,755,307 | 1,212,973 | 1,935,293 | 2,076,507 |
| Net | 972,475 | 408,965 | 851,939 | 784,862 |

TOT LEARNING CENTER ADMINISTRATION

3/5/2019

Skokie Park District
 FY 2019/2020 Budget Analysis
 Recreation Fund

| Fund/Ctr/Acty | FY 2019 Budget | FY 2019 8 Month Actual | FY 2019 Projected Year End | FY 2020 Budget |
|-------------------------|-------------------|---------------------------|-------------------------------|-------------------|
| 205210 TLC Admin | | | | |
| <u>REVENUES:</u> | | | | |
| Rental of Facilities | 10 | 0 | 10 | 10 |
| Vending Commissions | 301 | 213 | 300 | 301 |
| Grants & Donations | 5,000 | 0 | 9,000 | 5,000 |
| Other | 0 | 24 | 0 | 0 |
| Total Revenues: | 5,311 | 237 | 9,310 | 5,311 |
| <u>EXPENSES:</u> | | | | |
| Salary & Wages: | 182,843 | 119,930 | 182,180 | 187,492 |
| Contract Services: | 14,299 | 6,710 | 14,448 | 13,948 |
| Utilities: | 27,278 | 17,038 | 28,845 | 28,839 |
| General & Administrati | 128,915 | 119,750 | 158,150 | 162,152 |
| Material & Supplies: | 14,440 | 5,787 | 13,500 | 14,440 |
| Equipment & Repairs: | 19,320 | 19,966 | 34,320 | 21,570 |
| Total Expenses: | 387,095 | 289,181 | 431,443 | 428,441 |
| Net Revenues - Expenses | (381,784) | (288,944) | (422,133) | (423,130) |

DATE: 03/05/2019
 TIME: 17:09:03
 ID: BP430000.WOW

SKOKIE PARK DISTRICT
 DETAILED BUDGET REPORT

FUND: Recreation Fund

| ACCOUNT NUMBER | ACCOUNT DESCRIPTION | --2017-- ACTUAL | --2018-- ACTUAL | BUDGETED | 2019 8 MO. ACTUAL | 2019 PROJECTED | --2020-- REQUESTED BUDGET |
|----------------------|-----------------------|--------------------|--------------------|----------|-------------------------|-------------------|---------------------------------|
| ----- | | | | | | | 0 |
| BEGINNING BALANCE | | | | | | | |
| Child Care Services | | | | | | | |
| REVENUES | | | | | | | |
| Administration | | | | | | | |
| General | | | | | | | |
| 20-52-10-520-4300 | Rental of Facilities | 0 | 0 | 10 | 0 | 10 | 10 |
| 20-52-10-520-4900 | Miscellaneous Revenue | 0 | 0 | 1 | 0 | 0 | 1 |
| 20-52-10-520-4964 | Vending Commissions | 395 | 274 | 300 | 213 | 300 | 300 |
| 20-52-10-520-4990 | Cash Short | 0 | 0 | 0 | 0 | 0 | 0 |
| 20-52-10-520-4992 | Cash Over | 0 | 2 | 0 | 24 | 0 | 0 |
| 20-52-10-520-4996 | Grants and Donations | 0 | 0 | 5,000 | 0 | 9,000 | 5,000 |
| ----- | | | | | | | |
| TOTAL General | | 395 | 276 | 5,311 | 237 | 9,310 | 5,311 |
| TOTAL Administration | | 395 | 276 | 5,311 | 237 | 9,310 | 5,311 |

FUND: Recreation Fund

| ACCOUNT NUMBER | ACCOUNT DESCRIPTION | --2017-- | --2018-- | 2019 | | --2020-- | |
|-------------------------------------|-----------------------------|-----------|-----------|-----------|-----------------|-----------|---------------------|
| | | ACTUAL | ACTUAL | BUDGETED | 8 MO. ACTUAL | PROJECTED | REQUESTED BUDGET |
| Child Care Services | | | | | | | |
| Tot Learning Center | | | | | | | |
| TOTAL REVENUES: Child Care Services | | 2,485,303 | 2,655,942 | 2,727,782 | 1,621,938 | 2,787,232 | 2,861,369 |
| EXPENSES | | | | | | | |
| Administration | | | | | | | |
| General | | | | | | | |
| 20-52-10-520-5010 | S&W Supervisors | 74,701 | 78,105 | 79,846 | 53,694 | 81,468 | 82,640 |
| 20-52-10-520-5040 | S&W Office Staff | 30,477 | 32,134 | 34,269 | 21,293 | 32,570 | 35,045 |
| 20-52-10-520-5060 | S&W Maintenance Staff | 49,400 | 51,927 | 53,728 | 34,943 | 53,142 | 54,807 |
| 20-52-10-520-5069 | S&W Maintenance Allocation | 15,000 | 15,000 | 15,000 | 10,000 | 15,000 | 15,000 |
| 20-52-10-520-5100 | C/S Professional Services | 0 | 0 | 0 | 0 | 0 | 0 |
| 20-52-10-520-5115 | C/S Computer Expense | 1,497 | 2,006 | 3,400 | 0 | 3,400 | 1,700 |
| 20-52-10-520-5120 | C/S Subscriptions & Dues | 806 | 850 | 1,270 | 650 | 1,270 | 1,270 |
| 20-52-10-520-5125 | C/S Printing & Postage | 135 | 225 | 250 | 90 | 150 | 200 |
| 20-52-10-520-5127 | C/S Marketing Allocation | 699 | 63 | 766 | 2,515 | 2,515 | 2,165 |
| 20-52-10-520-5130 | C/S Uniforms/Safety Shoes | 0 | 123 | 125 | 0 | 125 | 125 |
| 20-52-10-520-5145 | C/S Rubbish Removal | 704 | 668 | 948 | 396 | 948 | 948 |
| 20-52-10-520-5150 | C/S Training Expense | 1,131 | 2,934 | 2,500 | 65 | 1,000 | 2,500 |
| 20-52-10-520-5180 | C/S Facility Allocation | 0 | 0 | 0 | 0 | 0 | 0 |
| 20-52-10-520-5185 | C/S Misc. Service Contracts | 3,165 | 4,274 | 5,040 | 2,994 | 5,040 | 5,040 |
| 20-52-10-520-5201 | Electricity | 13,895 | 14,126 | 14,795 | 9,494 | 15,041 | 14,773 |
| 20-52-10-520-5203 | Water | 1,247 | 2,360 | 2,970 | 2,138 | 3,316 | 3,600 |
| 20-52-10-520-5205 | Natural Gas | 5,697 | 6,252 | 5,525 | 2,400 | 6,500 | 6,478 |
| 20-52-10-520-5206 | Security Alarm Service | 2,771 | 3,045 | 3,448 | 2,649 | 3,448 | 3,448 |
| 20-52-10-520-5207 | Communication | 556 | 504 | 540 | 357 | 540 | 540 |
| 20-52-10-520-5320 | G&A General Administrative | 149 | 142 | 150 | 57 | 150 | 150 |
| 20-52-10-520-5350 | G&A Employee Benefits | 126,119 | 141,450 | 128,765 | 119,693 | 158,000 | 162,002 |
| 20-52-10-520-5438 | M&S Maintenance Supplies | 9,258 | 11,123 | 13,940 | 5,706 | 13,000 | 13,940 |
| 20-52-10-520-5470 | M&S Office Supplies | 301 | 621 | 500 | 81 | 500 | 500 |
| 20-52-10-520-5500 | E&R Copier Equipment | 4,895 | 4,277 | 4,320 | 2,537 | 4,320 | 4,320 |
| 20-52-10-520-5501 | E&R Office Equipment | 0 | 0 | 0 | 0 | 0 | 0 |
| 20-52-10-520-5555 | E&R Repairs & Replacement | 23,504 | 40,905 | 15,000 | 17,429 | 30,000 | 17,250 |
| TOTAL General | | 366,107 | 413,114 | 387,095 | 289,181 | 431,443 | 428,441 |
| TOTAL Administration | | 366,107 | 413,114 | 387,095 | 289,181 | 431,443 | 428,441 |

S.P.A.C.E

3/5/2019

Skokie Park District
FY 2019/2020 Budget Analysis
Recreation Fund

| Fund/Ctr/Acty | FY 2019 Budget | FY 2019 8 Month Actual | FY 2019 Projected Year End | FY 2020 Budget |
|--------------------------|-------------------|---------------------------|-------------------------------|-------------------|
| 205246 S.P.A.C.E. | | | | |
| <u>REVENUES:</u> | | | | |
| Registrations | 1,207,230 | 652,828 | 1,272,250 | 1,281,455 |
| Other Income | 2,500 | 1,800 | 500 | 2,500 |
| Total Revenues: | 1,209,730 | 654,628 | 1,272,750 | 1,283,955 |
| <u>EXPENSES:</u> | | | | |
| Salary & Wages: | 483,513 | 329,197 | 627,000 | 743,477 |
| Contract Services: | 27,550 | 10,752 | 28,410 | 28,300 |
| Utilities: | 3,000 | 1,721 | 2,800 | 3,096 |
| General & Administration | 19,552 | 15,612 | 15,200 | 13,180 |
| Material & Supplies: | 33,020 | 25,088 | 33,000 | 32,420 |
| Equipment & Repairs: | 0 | 0 | 0 | 0 |
| Total Expenses: | 566,635 | 382,370 | 706,410 | 820,473 |
| Net Revenues - Expenses | 643,095 | 272,258 | 566,340 | 463,482 |

DATE: 03/05/2019
 TIME: 17:09:03
 ID: BP430000.WOW

SKOKIE PARK DISTRICT
 DETAILED BUDGET REPORT

FUND: Recreation Fund

| ACCOUNT NUMBER | ACCOUNT DESCRIPTION | --2017-- ACTUAL | --2018-- ACTUAL | BUDGETED | 2019 8 MO. ACTUAL | 2019 PROJECTED | --2020-- REQUESTED BUDGET |
|---------------------|-----------------------------|--------------------|--------------------|-----------|-------------------------|-------------------|---------------------------------|
| Child Care Services | | | | | | | |
| Administration | | | | | | | |
| S.P.A.C.E. | | | | | | | |
| General | | | | | | | |
| 20-52-46-246-4100 | C.I.T. Camp | 0 | 0 | 0 | 0 | 0 | 0 |
| 20-52-46-246-4101 | Farview | 121,587 | 155,423 | 145,908 | 78,869 | 166,000 | 157,068 |
| 20-52-46-246-4102 | Edison | 118,786 | 103,113 | 120,570 | 50,812 | 104,000 | 111,030 |
| 20-52-46-246-4103 | Registration/ReRegistration | 12,384 | 36,399 | 15,600 | 19,674 | 19,500 | 18,100 |
| 20-52-46-246-4104 | Middleton | 237,494 | 213,778 | 212,345 | 113,747 | 236,000 | 231,425 |
| 20-52-46-246-4105 | Madison | 98,132 | 104,352 | 128,290 | 57,625 | 122,000 | 126,382 |
| 20-52-46-246-4106 | East Prairie | 85,800 | 103,293 | 113,904 | 51,111 | 111,250 | 113,904 |
| 20-52-46-246-4107 | Breaks & Holidays | 50,428 | 41,060 | 47,380 | 30,814 | 42,000 | 43,470 |
| 20-52-46-246-4108 | Snack Fee | 0 | 0 | 0 | 0 | 0 | 0 |
| 20-52-46-246-4109 | Madison KinderCare | 37,005 | 39,179 | 0 | 19,615 | 0 | 0 |
| 20-52-46-246-4110 | Misc. Registration Fees | 4,568 | 5,185 | 3,500 | 4,553 | 4,500 | 4,750 |
| 20-52-46-246-4111 | Elizabeth Meyer School | 127,243 | 125,040 | 125,226 | 83,685 | 177,000 | 182,160 |
| 20-52-46-246-4166 | Highland School | 96,451 | 93,950 | 96,444 | 59,534 | 121,000 | 115,542 |
| 20-52-46-246-4167 | Devonshire School | 73,766 | 109,010 | 104,481 | 42,461 | 90,000 | 94,941 |
| 20-52-46-246-4168 | Jane Stenson School | 82,546 | 86,301 | 93,582 | 40,328 | 79,000 | 82,683 |
| 20-52-46-246-4900 | Miscellaneous Revenue | 0 | 0 | 0 | 0 | 0 | 0 |
| 20-52-46-246-4999 | Transfers In | 1,250 | 1,450 | 2,500 | 1,800 | 500 | 2,500 |
| TOTAL General | | 1,147,440 | 1,217,533 | 1,209,730 | 654,628 | 1,272,750 | 1,283,955 |
| TOTAL S.P.A.C.E. | | 1,147,440 | 1,217,533 | 1,209,730 | 654,628 | 1,272,750 | 1,283,955 |

FUND: Recreation Fund

| ACCOUNT NUMBER | ACCOUNT DESCRIPTION | --2017-- ACTUAL | --2018-- ACTUAL | BUDGETED | 2019 8 MO. ACTUAL | 2019 PROJECTED | --2020-- REQUESTED BUDGET |
|---------------------|--------------------------------|--------------------|--------------------|----------|-------------------------|-------------------|---------------------------------|
| Child Care Services | | | | | | | |
| Administration | | | | | | | |
| S.P.A.C.E. | | | | | | | |
| General | | | | | | | |
| 20-52-46-246-5010 | S&W Supervisors | 271,789 | 269,846 | 272,710 | 173,373 | 326,000 | 387,541 |
| 20-52-46-246-5039 | S&W Leaders | 184,623 | 243,657 | 209,803 | 155,224 | 300,000 | 354,936 |
| 20-52-46-246-5069 | S&W Maintenance Allocation | 1,000 | 1,000 | 1,000 | 600 | 1,000 | 1,000 |
| 20-52-46-246-5112 | C/S Transportation & Admission | 34,058 | 25,560 | 25,200 | 9,767 | 27,000 | 27,200 |
| 20-52-46-246-5115 | C/S Computer Expense | 0 | 0 | 0 | 0 | 0 | 0 |
| 20-52-46-246-5120 | C/S Subscriptions & Dues | 269 | 254 | 300 | 300 | 300 | 300 |
| 20-52-46-246-5125 | C/S Printing & Postage | 225 | 90 | 0 | 310 | 310 | 0 |
| 20-52-46-246-5127 | C/S Marketing Allocation | 0 | 0 | 0 | 0 | 0 | 0 |
| 20-52-46-246-5150 | C/S Training Expense | 3,442 | 2,703 | 2,050 | 375 | 800 | 800 |
| 20-52-46-246-5164 | C/S ADA Compliance Instructors | 0 | 0 | 0 | 0 | 0 | 0 |
| 20-52-46-246-5180 | C/S Facility Allocation | 0 | 0 | 0 | 0 | 0 | 0 |
| 20-52-46-246-5207 | Communications | 2,958 | 3,117 | 3,000 | 1,721 | 2,800 | 3,096 |
| 20-52-46-246-5350 | G&A Employee Benefits | 14,700 | 23,134 | 19,552 | 15,612 | 15,200 | 13,180 |
| 20-52-46-246-5412 | M&S Program Supplies | 32,572 | 33,734 | 33,020 | 25,088 | 33,000 | 32,420 |
| 20-52-46-246-5500 | E&R Copier Equipment | 0 | 0 | 0 | 0 | 0 | 0 |
| TOTAL General | | 545,636 | 603,095 | 566,635 | 382,370 | 706,410 | 820,473 |
| TOTAL S.P.A.C.E. | | 545,636 | 603,095 | 566,635 | 382,370 | 706,410 | 820,473 |

TOT LEARNING CENTER

Skokie Park District
 FY 2019/2020 Budget Analysis
 Recreation Fund

3/5/2019

| Fund/Ctr/Acty | FY 2019 Budget | FY 2019 8 Month Actual | FY 2019 Projected Year End | FY 2020 Budget |
|----------------------------|-------------------|---------------------------|-------------------------------|-------------------|
| 205247 Tot Learning Center | | | | |
| <u>REVENUES:</u> | | | | |
| Registrations | 1,508,241 | 960,106 | 1,498,505 | 1,567,603 |
| Grants & Donations | 3,000 | 5,167 | 5,167 | 3,000 |
| Other/Transfers In | 1,500 | 1,800 | 1,500 | 1,500 |
| Total Revenues: | 1,512,741 | 967,073 | 1,505,172 | 1,572,103 |
| <u>EXPENSES:</u> | | | | |
| Salary & Wages: | 708,982 | 488,797 | 712,100 | 736,998 |
| Contract Services: | 12,150 | 2,940 | 10,840 | 11,150 |
| Utilities: | 0 | 0 | 0 | 0 |
| General & Administration | 0 | 0 | 0 | 0 |
| Material & Supplies: | 80,445 | 49,685 | 74,500 | 79,445 |
| Equipment & Repairs: | 0 | 0 | 0 | 0 |
| Total Expenses: | 801,577 | 541,422 | 797,440 | 827,593 |
| Net Revenues - Expenses | 711,164 | 425,651 | 707,732 | 744,510 |

DATE: 03/05/2019
 TIME: 17:09:03
 ID: BP430000.WOW

SKOKIE PARK DISTRICT
 DETAILED BUDGET REPORT

FUND: Recreation Fund

| ACCOUNT NUMBER | ACCOUNT DESCRIPTION | --2017-- | --2018-- | BUDGETED | 2019 | | --2020-- |
|---------------------------|--------------------------|-----------|-----------|-----------|-----------------|-----------|---------------------|
| | | ACTUAL | ACTUAL | | 8 MO. ACTUAL | PROJECTED | REQUESTED BUDGET |
| Child Care Services | | | | | | | |
| S.P.A.C.E. | | | | | | | |
| Tot Learning Center | | | | | | | |
| General | | | | | | | |
| 20-52-47-247-4103 | Registration Fee | 9,335 | 8,275 | 12,500 | 6,920 | 12,500 | 12,500 |
| 20-52-47-247-4110 | Misc. Registration Fees | 0 | 0 | 0 | 0 | 0 | 0 |
| 20-52-47-247-4153 | Children's Trips | 4,880 | 4,650 | 4,959 | 5,005 | 5,005 | 5,011 |
| 20-52-47-247-4154 | Tuition | 1,300,494 | 1,404,021 | 1,478,822 | 942,741 | 1,470,000 | 1,538,132 |
| 20-52-47-247-4155 | Enrichment Programs | 11,720 | 11,120 | 11,960 | 5,440 | 11,000 | 11,960 |
| 20-52-47-247-4996 | Grants and Donations PAC | 8,689 | 8,867 | 3,000 | 5,167 | 5,167 | 3,000 |
| 20-52-47-247-4999 | Transfers In | 2,350 | 1,200 | 1,500 | 1,800 | 1,500 | 1,500 |
| TOTAL General | | 1,337,468 | 1,438,133 | 1,512,741 | 967,073 | 1,505,172 | 1,572,103 |
| TOTAL Tot Learning Center | | 1,337,468 | 1,438,133 | 1,512,741 | 967,073 | 1,505,172 | 1,572,103 |

DATE: 03/05/2019
 TIME: 17:09:03
 ID: BP430000.WOW

SKOKIE PARK DISTRICT
 DETAILED BUDGET REPORT

FUND: Recreation Fund

| ACCOUNT NUMBER | ACCOUNT DESCRIPTION | --2017-- ACTUAL | --2018-- ACTUAL | BUDGETED | 2019 8 MO. ACTUAL | 2019 PROJECTED | --2020-- REQUESTED BUDGET |
|---------------------------|--------------------------------|--------------------|--------------------|----------|-------------------------|-------------------|---------------------------------|
| Child Care Services | | | | | | | |
| S.P.A.C.E. | | | | | | | |
| Tot Learning Center | | | | | | | |
| General | | | | | | | |
| 20-52-47-247-5020 | S&W Instructors | 205 | 0 | 1,200 | 0 | 600 | 1,200 |
| 20-52-47-247-5098 | S&W Aides TLC | 361,074 | 370,244 | 363,249 | 251,207 | 365,000 | 377,930 |
| 20-52-47-247-5099 | S&W Teachers TLC | 332,195 | 333,230 | 344,533 | 237,590 | 346,500 | 357,868 |
| 20-52-47-247-5112 | C/S Transportation & Admission | 2,870 | 2,941 | 3,150 | 2,840 | 2,840 | 3,150 |
| 20-52-47-247-5125 | C/S Printing and Postage | 0 | 0 | 0 | 0 | 0 | 0 |
| 20-52-47-247-5164 | C/S ADA Compliance Instructors | 0 | 0 | 0 | 0 | 0 | 0 |
| 20-52-47-247-5166 | C/S Instructors NOP Child Clas | 0 | 145 | 0 | 100 | 0 | 0 |
| 20-52-47-247-5167 | C/S Instructors NOP Enrch.Prgm | 3,600 | 1,800 | 9,000 | 0 | 8,000 | 8,000 |
| 20-52-47-247-5412 | M&S Program Supplies TLC | 9,780 | 15,774 | 13,300 | 4,110 | 9,000 | 12,300 |
| 20-52-47-247-5422 | M&S Program Supplies PAC | 1,470 | 10,255 | 500 | 5,332 | 500 | 500 |
| 20-52-47-247-5459 | M&S Prgrm.Supply Enrchmnt Prgm | 0 | 1,800 | 0 | 1,050 | 0 | 0 |
| 20-52-47-247-5460 | Food TLC | 56,029 | 66,000 | 66,645 | 39,193 | 65,000 | 66,645 |
| TOTAL General | | 767,223 | 802,189 | 801,577 | 541,422 | 797,440 | 827,593 |
| TOTAL Tot Learning Center | | 767,223 | 802,189 | 801,577 | 541,422 | 797,440 | 827,593 |

TEEN PROGRAMS

3/5/2019

Skokie Park District
 FY 2019/2020 Budget Analysis
 Recreation Fund

| Fund/Ctr/Acty | FY 2019 Budget | FY 2019 8 Month Actual | FY 2019 Projected Year End | FY 2020 Budget |
|--------------------------|-------------------|---------------------------|-------------------------------|-------------------|
| 2056XX All Teen Programs | | | | |
| <u>REVENUES:</u> | | | | |
| Registrations | 3,480 | 1,155 | 1,155 | 1,800 |
| Memberships | 0 | 0 | 0 | 0 |
| Dances | 1,600 | 988 | 974 | 1,440 |
| Trips | 1,875 | 0 | 550 | 1,600 |
| Other | 0 | 0 | 0 | 0 |
| Total Revenues: | 6,955 | 2,143 | 2,679 | 4,840 |
| <u>EXPENSES:</u> | | | | |
| Salary & Wages: | 2,960 | 1,435 | 1,435 | 1,560 |
| Contract Services: | 3,118 | 800 | 2,203 | 2,833 |
| Utilities: | 0 | 0 | 0 | 0 |
| General & Administration | 0 | 0 | 0 | 0 |
| Material & Supplies: | 1,110 | 450 | 442 | 440 |
| Equipment & Repairs: | 0 | 0 | 0 | 0 |
| Total Expenses: | 7,188 | 2,685 | 4,080 | 4,833 |
| Net Revenues - Expenses | (233) | (542) | (1,401) | 7 |

DATE: 03/05/2019
 TIME: 17:09:23
 ID: BP430000.WOW

SKOKIE PARK DISTRICT
 DETAILED BUDGET REPORT

FUND: Recreation Fund

| ACCOUNT NUMBER | ACCOUNT DESCRIPTION | --2017-- ACTUAL | --2018-- ACTUAL | ----- BUDGETED | 2019 8 MO. ACTUAL | ----- PROJECTED | --2020-- REQUESTED BUDGET |
|------------------------|--------------------------|--------------------|--------------------|-------------------|-------------------------|--------------------|---------------------------------|
| | | | | | | | 0 |
| BEGINNING BALANCE | | | | | | | |
| Teen Center Activities | | | | | | | |
| REVENUES | | | | | | | |
| Administration | | | | | | | |
| General | | | | | | | |
| 20-56-10-256-4300 | Rental of Facilities | 0 | 0 | 0 | 0 | 0 | 0 |
| 20-56-10-256-4900 | Miscellaneous Revenue | 0 | 0 | 0 | 0 | 0 | 0 |
| 20-56-10-256-4962 | PayPhone Commission | 0 | 0 | 0 | 0 | 0 | 0 |
| 20-56-10-256-4963 | License Income Game Room | 0 | 0 | 0 | 0 | 0 | 0 |
| 20-56-10-256-4964 | Vending Commissions | 0 | 0 | 0 | 0 | 0 | 0 |
| 20-56-10-256-4990 | Cash Short | 0 | 0 | 0 | 0 | 0 | 0 |
| 20-56-10-256-4992 | Cash Over | 0 | 0 | 0 | 0 | 0 | 0 |
| 20-56-10-256-4993 | Fundraising/Gifts | 0 | 0 | 0 | 0 | 0 | 0 |
| 20-56-10-256-4999 | Transfers | 0 | 0 | 0 | 0 | 0 | 0 |
| TOTAL General | | 0 | 0 | 0 | 0 | 0 | 0 |
| TOTAL Administration | | 0 | 0 | 0 | 0 | 0 | 0 |
| Teen Programs | | | | | | | |
| Teen Drop In | | | | | | | |
| 20-56-45-239-4157 | Teen Membership ID'S | 0 | 6 | 0 | 0 | 0 | 0 |
| 20-56-45-239-4159 | Drop-In | 0 | 0 | 0 | 0 | 0 | 0 |
| TOTAL Teen Drop In | | 0 | 6 | 0 | 0 | 0 | 0 |
| R.A.Y.S. | | | | | | | |
| 20-56-45-240-4160 | R.A.Y.S. | 0 | 0 | 0 | 0 | 0 | 0 |
| TOTAL R.A.Y.S. | | 0 | 0 | 0 | 0 | 0 | 0 |
| Dances | | | | | | | |
| 20-56-45-241-4161 | Weekend Events | 1,295 | 1,843 | 1,600 | 988 | 974 | 1,440 |
| TOTAL Dances | | 1,295 | 1,843 | 1,600 | 988 | 974 | 1,440 |
| Trips | | | | | | | |
| 20-56-45-242-4115 | Registrations Teen Trips | 0 | 0 | 0 | 0 | 0 | 0 |
| 20-56-45-242-4133 | Trips | 1,291 | (22) | 1,875 | 0 | 550 | 1,600 |
| TOTAL Trips | | 1,291 | (22) | 1,875 | 0 | 550 | 1,600 |

FUND: Recreation Fund

| ACCOUNT NUMBER | ACCOUNT DESCRIPTION | --2017-- ACTUAL | --2018-- ACTUAL | 2019 8 MO. BUDGETED | 2019 8 MO. ACTUAL | PROJECTED | --2020-- REQUESTED BUDGET |
|--|-------------------------------|--------------------|--------------------|---------------------------|-------------------------|-----------|---------------------------------|
| Teen Center Activities | | | | | | | |
| Teen Programs | | | | | | | |
| Special Events | | | | | | | |
| 20-56-45-243-4115 | Registrations Teen Events | 0 | 0 | 840 | 0 | 0 | 0 |
| 20-56-45-243-4127 | Special Events | 0 | 0 | 0 | 0 | 0 | 0 |
| TOTAL Special Events | | 0 | 0 | 840 | 0 | 0 | 0 |
| Ambassador Prgm. | | | | | | | |
| 20-56-45-244-4162 | Teen Programming Board | 0 | 0 | 0 | 0 | 0 | 0 |
| TOTAL Ambassador Prgm. | | 0 | 0 | 0 | 0 | 0 | 0 |
| Teen Classes | | | | | | | |
| 20-56-45-245-4115 | Program Registrations | 1,823 | 960 | 2,640 | 1,155 | 1,155 | 1,800 |
| 20-56-45-245-4157 | Memberships | 0 | 0 | 0 | 0 | 0 | 0 |
| 20-56-45-245-4900 | Miscellaneous Revenue | 0 | 0 | 0 | 0 | 0 | 0 |
| TOTAL Teen Classes | | 1,823 | 960 | 2,640 | 1,155 | 1,155 | 1,800 |
| Slamma Jamma | | | | | | | |
| 20-56-45-248-4115 | Program Registr. Slamma Jamma | 0 | 0 | 0 | 0 | 0 | 0 |
| TOTAL Slamma Jamma | | 0 | 0 | 0 | 0 | 0 | 0 |
| TOTAL Teen Programs | | 4,409 | 2,787 | 6,955 | 2,143 | 2,679 | 4,840 |
| TOTAL REVENUES: Teen Center Activities | | 4,409 | 2,787 | 6,955 | 2,143 | 2,679 | 4,840 |
| EXPENSES | | | | | | | |
| Administration | | | | | | | |
| General | | | | | | | |
| 20-56-10-256-5010 | S&W Supervisors | 0 | 0 | 0 | 0 | 0 | 0 |
| 20-56-10-256-5039 | S&W Leaders | 0 | 0 | 0 | 0 | 0 | 0 |
| 20-56-10-256-5040 | S&W Office Staff | 0 | 0 | 0 | 0 | 0 | 0 |
| 20-56-10-256-5060 | S&W Maintenance Staff | 0 | 0 | 0 | 0 | 0 | 0 |
| 20-56-10-256-5069 | S&W Maintenance Allocation | 0 | 0 | 0 | 0 | 0 | 0 |
| 20-56-10-256-5100 | C/S Professional Fees | 0 | 0 | 0 | 0 | 0 | 0 |
| 20-56-10-256-5120 | C/S Subscriptions & Dues | 0 | 0 | 0 | 0 | 0 | 0 |
| 20-56-10-256-5125 | C/S Printing & Postage | 0 | 0 | 0 | 0 | 0 | 0 |
| 20-56-10-256-5127 | C/S Marketing Allocation | 0 | 0 | 0 | 0 | 0 | 0 |
| 20-56-10-256-5130 | C/S Uniforms/Safety Shoes | 0 | 0 | 0 | 0 | 0 | 0 |
| 20-56-10-256-5145 | C/S Rubbish Removal | 0 | 0 | 0 | 0 | 0 | 0 |
| 20-56-10-256-5150 | C/S Training Expenses | 0 | 0 | 0 | 0 | 0 | 0 |
| 20-56-10-256-5185 | C/S Misc. Service Contracts | 0 | 0 | 0 | 0 | 0 | 0 |

FUND: Recreation Fund

| ACCOUNT NUMBER | ACCOUNT DESCRIPTION | --2017-- ACTUAL | --2018-- ACTUAL | ----- BUDGETED | 2019 8 MO. ACTUAL | ----- PROJECTED | --2020-- REQUESTED BUDGET |
|------------------------|------------------------------|--------------------|--------------------|-------------------|-------------------------|--------------------|---------------------------------|
| Teen Center Activities | | | | | | | |
| EXPENSES | | | | | | | |
| Administration | | | | | | | |
| General | | | | | | | |
| 20-56-10-256-5201 | Electricity | 0 | 0 | 0 | 0 | 0 | 0 |
| 20-56-10-256-5203 | Water | 0 | 0 | 0 | 0 | 0 | 0 |
| 20-56-10-256-5205 | Natural Gas | 0 | 0 | 0 | 0 | 0 | 0 |
| 20-56-10-256-5206 | Security Alarm Service | 0 | 0 | 0 | 0 | 0 | 0 |
| 20-56-10-256-5207 | Communications | 0 | 0 | 0 | 0 | 0 | 0 |
| 20-56-10-256-5320 | G&A General Administrative | 0 | 0 | 0 | 0 | 0 | 0 |
| 20-56-10-256-5350 | G&A Employee Benefits | 0 | 0 | 0 | 0 | 0 | 0 |
| 20-56-10-256-5433 | M&S Concession Supplies | 0 | 0 | 0 | 0 | 0 | 0 |
| 20-56-10-256-5438 | M&S Maintenance Supplies | 0 | 0 | 0 | 0 | 0 | 0 |
| 20-56-10-256-5470 | M&S Office Supplies | 0 | 0 | 0 | 0 | 0 | 0 |
| 20-56-10-256-5500 | E&R Copier Equipment | 0 | 0 | 0 | 0 | 0 | 0 |
| 20-56-10-256-5501 | E&R Office Equipment | 0 | 0 | 0 | 0 | 0 | 0 |
| 20-56-10-256-5555 | E&R Repairs & Replacements | 0 | 0 | 0 | 0 | 0 | 0 |
| TOTAL General | | 0 | 0 | 0 | 0 | 0 | 0 |
| TOTAL Administration | | 0 | 0 | 0 | 0 | 0 | 0 |
| Teen Programs | | | | | | | |
| Teen Drop In | | | | | | | |
| 20-56-45-239-5020 | S&W Instructors Teen Drop In | 0 | 0 | 0 | 0 | 0 | 0 |
| 20-56-45-239-5039 | S&W Teen Drop-In Leaders | 0 | 0 | 0 | 0 | 0 | 0 |
| 20-56-45-239-5127 | C/S Marketing Allocation | 829 | 0 | 1,118 | 0 | 983 | 1,033 |
| 20-56-45-239-5412 | M&S Prgrm.Supply Drop In | 0 | 0 | 0 | 0 | 0 | 0 |
| TOTAL Teen Drop In | | 829 | 0 | 1,118 | 0 | 983 | 1,033 |
| R.A.Y.S. | | | | | | | |
| 20-56-45-240-5020 | S&W Supervisors R.A.Y.S. | 0 | 0 | 0 | 0 | 0 | 0 |
| 20-56-45-240-5039 | S&W Leaders R.A.Y.S. | 0 | 0 | 0 | 0 | 0 | 0 |
| 20-56-45-240-5127 | C/S Marketing R.A.Y.S. | 0 | 0 | 0 | 0 | 0 | 0 |
| 20-56-45-240-5157 | C/S Security | 0 | 0 | 0 | 0 | 0 | 0 |
| 20-56-45-240-5184 | C/S Entertainment R.A.Y.S. | 0 | 0 | 0 | 0 | 0 | 0 |
| 20-56-45-240-5207 | Communication | 0 | 0 | 0 | 0 | 0 | 0 |
| 20-56-45-240-5412 | M&S Prgrm.Supply R.A.Y.S. | 0 | 0 | 0 | 0 | 0 | 0 |
| TOTAL R.A.Y.S. | | 0 | 0 | 0 | 0 | 0 | 0 |

FUND: Recreation Fund

| ACCOUNT NUMBER | ACCOUNT DESCRIPTION | --2017-- ACTUAL | --2018-- ACTUAL | ----- BUDGETED | 2019 8 MO. ACTUAL | ----- PROJECTED | --2020-- REQUESTED BUDGET |
|------------------------|--------------------------------|--------------------|--------------------|-------------------|-------------------------|--------------------|---------------------------------|
| Teen Center Activities | | | | | | | |
| Teen Programs | | | | | | | |
| Dances | | | | | | | |
| 20-56-45-241-5039 | S&W Leaders Weekend Events | 515 | 553 | 360 | 390 | 390 | 300 |
| 20-56-45-241-5127 | C/S Marketing Allocation | 0 | 0 | 0 | 0 | 0 | 0 |
| 20-56-45-241-5157 | C/S Security Teen Dance | 0 | 0 | 0 | 0 | 0 | 0 |
| 20-56-45-241-5184 | C/S Entertainment Teen Dance | 800 | 1,200 | 800 | 800 | 800 | 800 |
| 20-56-45-241-5412 | M&S Prgrm.Supply Weekend Event | 443 | 618 | 430 | 450 | 442 | 440 |
| TOTAL Dances | | 1,758 | 2,371 | 1,590 | 1,640 | 1,632 | 1,540 |
| Trips | | | | | | | |
| 20-56-45-242-5039 | S&W Leaders Trips | 0 | 0 | 160 | 0 | 0 | 0 |
| 20-56-45-242-5112 | C/S Transp.& Admiss.Teen Trips | 1,205 | 0 | 1,200 | 0 | 420 | 1,000 |
| 20-56-45-242-5127 | C/S Marketing | 0 | 0 | 0 | 0 | 0 | 0 |
| 20-56-45-242-5412 | M&S Prgrm.Supply Trips | 0 | 0 | 0 | 0 | 0 | 0 |
| TOTAL Trips | | 1,205 | 0 | 1,360 | 0 | 420 | 1,000 |
| Special Events | | | | | | | |
| 20-56-45-243-5039 | S&W Leaders Special Events | 360 | 297 | 240 | 0 | 0 | 0 |
| 20-56-45-243-5127 | C/S Marketing Spcl.Evnts Teens | 0 | 0 | 0 | 0 | 0 | 0 |
| 20-56-45-243-5157 | C/S Security Teen Spcl.Events | 0 | 0 | 0 | 0 | 0 | 0 |
| 20-56-45-243-5412 | M&S Prgrm.Supply Spcl. Events | 0 | 73 | 680 | 0 | 0 | 0 |
| TOTAL Special Events | | 360 | 370 | 920 | 0 | 0 | 0 |
| Ambassador Prgm. | | | | | | | |
| 20-56-45-244-5412 | M&S Prgrm.Supply Teen Prgrm Bd | 0 | 0 | 0 | 0 | 0 | 0 |
| TOTAL Ambassador Prgm. | | 0 | 0 | 0 | 0 | 0 | 0 |
| Teen Classes | | | | | | | |
| 20-56-45-245-5039 | S&W Leaders Programs | 1,265 | 770 | 2,200 | 1,045 | 1,045 | 1,260 |
| 20-56-45-245-5069 | S&W Maintenance Allocation | 0 | 0 | 0 | 0 | 0 | 0 |
| 20-56-45-245-5112 | C/S Transportation & Admission | 0 | 0 | 0 | 0 | 0 | 0 |
| 20-56-45-245-5127 | C/S Marketing Allocation | 0 | 0 | 0 | 0 | 0 | 0 |
| 20-56-45-245-5157 | C/S Security Guards | 0 | 0 | 0 | 0 | 0 | 0 |
| 20-56-45-245-5165 | C/S Instructors NOP | 0 | 0 | 0 | 0 | 0 | 0 |
| 20-56-45-245-5184 | C/S Entertainment | 0 | 0 | 0 | 0 | 0 | 0 |
| 20-56-45-245-5207 | Communications | 0 | 0 | 0 | 0 | 0 | 0 |
| 20-56-45-245-5412 | M&S Program Supply Teen Prgrm. | 0 | 0 | 0 | 0 | 0 | 0 |
| TOTAL Teen Classes | | 1,265 | 770 | 2,200 | 1,045 | 1,045 | 1,260 |

DATE: 03/05/2019
 TIME: 17:09:23
 ID: BP430000.WOW

SKOKIE PARK DISTRICT
 DETAILED BUDGET REPORT

FUND: Recreation Fund

| ACCOUNT NUMBER | ACCOUNT DESCRIPTION | --2017-- ACTUAL | --2018-- ACTUAL | ----- BUDGETED | 2019 8 MO. ACTUAL | ----- PROJECTED | --2020-- REQUESTED BUDGET |
|------------------------------|--------------------------------|--------------------|--------------------|-------------------|-------------------------|--------------------|---------------------------------|
| Teen Center Activities | | | | | | | |
| Teen Programs | | | | | | | |
| Slamma Jamma | | | | | | | |
| 20-56-45-248-5039 | S&W Leaders Slamma Jamma | 0 | 0 | 0 | 0 | 0 | 0 |
| 20-56-45-248-5412 | M&S Progrm.Supply Slamma Jamma | 410 | 0 | 0 | 0 | 0 | 0 |
| TOTAL Slamma Jamma | | 410 | 0 | 0 | 0 | 0 | 0 |
| TOTAL Teen Programs | | 5,827 | 3,511 | 7,188 | 2,685 | 4,080 | 4,833 |
| TOTAL Teen Center Activities | | 5,827 | 3,511 | 7,188 | 2,685 | 4,080 | 4,833 |
| TOTAL REVENUES | | 4,409 | 2,787 | 6,955 | 2,143 | 2,679 | 4,840 |
| TOTAL EXPENSES | | 5,827 | 3,511 | 7,188 | 2,685 | 4,080 | 4,833 |
| SURPLUS (DEFICIT) | | (1,418) | (724) | (233) | (542) | (1,401) | 7 |

SPECIAL EVENTS

Skokie Park District
 FY 2019/2020 Budget Analysis
 Recreation Fund

3/5/2019

| Fund/Ctr/Acty | FY 2019 Budget | FY 2019 8 Month Actual | FY 2019 Projected Year End | FY 2020 Budget |
|--------------------------|-------------------|---------------------------|-------------------------------|-------------------|
| 206050 Special Events | | | | |
| <u>REVENUES:</u> | | | | |
| Registrations | 73,505 | 75,616 | 81,860 | 79,005 |
| Transfers In | 15,400 | 9,724 | 11,600 | 20,125 |
| Total Revenues: | 88,905 | 85,340 | 93,460 | 99,130 |
| <u>EXPENSES:</u> | | | | |
| Salary & Wages: | 25,664 | 22,342 | 26,770 | 27,298 |
| Contract Services: | 44,957 | 36,061 | 46,024 | 47,068 |
| Utilities: | 0 | 0 | 0 | 0 |
| General & Administration | 0 | 0 | 0 | 0 |
| Material & Supplies: | 30,594 | 31,057 | 34,144 | 41,274 |
| Equipment & Repairs: | 0 | 0 | 0 | 0 |
| Total Expenses: | 101,215 | 89,460 | 106,938 | 115,640 |
| Net Revenues - Expenses | (12,310) | (4,120) | (13,478) | (16,510) |

DATE: 03/05/2019
 TIME: 17:09:38
 ID: BP430000.WOW

SKOKIE PARK DISTRICT
 DETAILED BUDGET REPORT

FUND: Recreation Fund

| ACCOUNT NUMBER | ACCOUNT DESCRIPTION | --2017-- ACTUAL | --2018-- ACTUAL | ----- BUDGETED | 2019 8 MO. ACTUAL | ----- PROJECTED | --2020-- REQUESTED BUDGET |
|---------------------------------|---------------------------|--------------------|--------------------|-------------------|-------------------------|--------------------|---------------------------------|
| | | | | | | | 0 |
| BEGINNING BALANCE | | | | | | | |
| Special Events | | | | | | | |
| REVENUES | | | | | | | |
| Special Events | | | | | | | |
| 20-60-50-206-4115 | Special Events | 14,356 | 13,034 | 17,425 | 9,266 | 15,545 | 15,960 |
| 20-60-50-206-4999 | Transfers In | 2,750 | 850 | 5,200 | 1,949 | 5,200 | 5,200 |
| TOTAL Special Events | | 17,106 | 13,884 | 22,625 | 11,215 | 20,745 | 21,160 |
| Scream Scene | | | | | | | |
| 20-60-50-207-4115 | Scream Scene | 36,625 | 42,103 | 43,330 | 52,227 | 52,227 | 47,770 |
| 20-60-50-207-4999 | Transfers In | 400 | 1,200 | 400 | 1,200 | 1,200 | 400 |
| TOTAL Scream Scene | | 37,025 | 43,303 | 43,730 | 53,427 | 53,427 | 48,170 |
| Spring Greening | | | | | | | |
| 20-60-50-208-4115 | Spring Greening | 208 | 0 | 0 | 0 | 0 | 0 |
| 20-60-50-208-4999 | Transfers In | 2,150 | 0 | 0 | 0 | 0 | 0 |
| TOTAL Spring Greening | | 2,358 | 0 | 0 | 0 | 0 | 0 |
| Coming Together in Skokie | | | | | | | |
| 20-60-50-209-4115 | Coming Together in Skokie | 0 | 0 | 0 | 0 | 0 | 0 |
| TOTAL Coming Together in Skokie | | 0 | 0 | 0 | 0 | 0 | 0 |
| Movies | | | | | | | |
| 20-60-50-210-4115 | Registrations | 0 | 0 | 0 | 0 | 0 | 0 |
| 20-60-50-210-4915 | Corporate Events | 0 | 0 | 0 | 0 | 0 | 0 |
| 20-60-50-210-4999 | Transfers In | 4,475 | 3,825 | 5,500 | 3,075 | 2,325 | 5,500 |
| TOTAL Movies | | 4,475 | 3,825 | 5,500 | 3,075 | 2,325 | 5,500 |
| Egg Hunt | | | | | | | |
| 20-60-50-211-4900 | Miscellaneous Revenue | 0 | 0 | 0 | 0 | 0 | 0 |
| 20-60-50-211-4999 | Transfers In | 0 | 0 | 0 | 0 | 0 | 0 |
| TOTAL Egg Hunt | | 0 | 0 | 0 | 0 | 0 | 0 |

DATE: 03/05/2019
 TIME: 17:09:38
 ID: BP430000.WOW

SKOKIE PARK DISTRICT
 DETAILED BUDGET REPORT

FUND: Recreation Fund

| ACCOUNT NUMBER | ACCOUNT DESCRIPTION | --2017-- ACTUAL | --2018-- ACTUAL | BUDGETED | 2019 8 MO. ACTUAL | PROJECTED | --2020-- REQUESTED BUDGET |
|--------------------------------|--------------------------------|--------------------|--------------------|----------|-------------------------|-----------|---------------------------------|
| Special Events | | | | | | | |
| Special Events | | | | | | | |
| Woofstock | | | | | | | |
| 20-60-50-213-4115 | Program Registration Woofstock | 0 | 0 | 0 | 0 | 0 | 0 |
| 20-60-50-213-4999 | Misc. Revenue Transfers | 0 | 0 | 0 | 0 | 0 | 0 |
| TOTAL Woofstock | | 0 | 0 | 0 | 0 | 0 | 0 |
| Backlot Dash | | | | | | | |
| 20-60-50-214-4115 | Registrations R&R 5K | 8,860 | 12,337 | 9,775 | 11,808 | 11,808 | 11,950 |
| 20-60-50-214-4993 | MiscRev Fundraising TurngPoint | 0 | 0 | 0 | 0 | 0 | 0 |
| 20-60-50-214-4994 | MiscRev Fundraising SPD 5K | 0 | 0 | 0 | 0 | 0 | 0 |
| 20-60-50-214-4999 | MiscRev Transfers 5K | 2,250 | 2,000 | 2,500 | 2,375 | 1,850 | 2,500 |
| TOTAL Backlot Dash | | 11,110 | 14,337 | 12,275 | 14,183 | 13,658 | 14,450 |
| Community Events | | | | | | | |
| 20-60-50-215-4115 | Registrations | 0 | 0 | 0 | 0 | 0 | 0 |
| 20-60-50-215-4999 | Misc. Revenue Transfers | 0 | 0 | 0 | 0 | 0 | 5,500 |
| TOTAL Community Events | | 0 | 0 | 0 | 0 | 0 | 5,500 |
| OCC Flea Markets | | | | | | | |
| 20-60-50-216-4114 | Registrations OCC Sprng Craft | 0 | 0 | 875 | 0 | 0 | 1,225 |
| 20-60-50-216-4115 | Registrations OCC Flea Markets | 2,935 | 1,425 | 2,100 | 2,315 | 2,280 | 2,100 |
| 20-60-50-216-4999 | Transfers In | 700 | 500 | 400 | 500 | 400 | 400 |
| TOTAL OCC Flea Markets | | 3,635 | 1,925 | 3,375 | 2,815 | 2,680 | 3,725 |
| Sunday Sundown Concerts | | | | | | | |
| 20-60-50-447-4115 | Registratns.Sunday Sundown Con | 0 | 0 | 0 | 0 | 0 | 0 |
| 20-60-50-447-4999 | SSC Transfers In | 200 | 0 | 200 | 625 | 625 | 625 |
| TOTAL Sunday Sundown Concerts | | 200 | 0 | 200 | 625 | 625 | 625 |
| Family Festivals | | | | | | | |
| 20-60-50-448-4115 | Registratns. Family Festivals | 0 | 0 | 0 | 0 | 0 | 0 |
| 20-60-50-448-4999 | Transfers In Family Festivals | 1,200 | 0 | 1,200 | 0 | 0 | 0 |
| TOTAL Family Festivals | | 1,200 | 0 | 1,200 | 0 | 0 | 0 |
| TOTAL Special Events | | 77,109 | 77,274 | 88,905 | 85,340 | 93,460 | 99,130 |
| TOTAL REVENUES: Special Events | | 77,109 | 77,274 | 88,905 | 85,340 | 93,460 | 99,130 |

FUND: Recreation Fund

| ACCOUNT NUMBER | ACCOUNT DESCRIPTION | --2017-- ACTUAL | --2018-- ACTUAL | ----- BUDGETED | 2019 8 MO. ACTUAL | ----- PROJECTED | --2020-- REQUESTED BUDGET |
|---------------------------------|--------------------------------|--------------------|--------------------|-------------------|-------------------------|--------------------|---------------------------------|
| Special Events | | | | | | | |
| EXPENSES | | | | | | | |
| Special Events | | | | | | | |
| Special Events | | | | | | | |
| 20-60-50-206-5039 | S&W Leaders Spcl. Events | 5,903 | 6,421 | 5,070 | 780 | 5,070 | 5,070 |
| 20-60-50-206-5069 | S&W Maintenance Allocation | 0 | 0 | 0 | 0 | 0 | 0 |
| 20-60-50-206-5127 | C/S Marketing Allocation | 200 | 385 | 766 | 0 | 766 | 766 |
| 20-60-50-206-5141 | C/S Equipment Rental | 0 | 0 | 1,300 | 0 | 0 | 0 |
| 20-60-50-206-5184 | C/S Entertainment | 3,970 | 9,827 | 9,500 | 5,320 | 9,030 | 3,850 |
| 20-60-50-206-5412 | M&S Program Supply-MMG Contest | 9,882 | 10,220 | 7,875 | 7,983 | 7,874 | 7,725 |
| 20-60-50-206-5476 | M&S Prgm Supply Natl Night Out | 0 | 1,495 | 2,100 | 2,195 | 2,195 | 2,100 |
| TOTAL Special Events | | 19,955 | 28,348 | 26,611 | 16,278 | 24,935 | 19,511 |
| Scream Scene | | | | | | | |
| 20-60-50-207-5039 | S&W Leaders Scream Scene | 13,483 | 14,694 | 11,734 | 12,862 | 13,000 | 13,276 |
| 20-60-50-207-5069 | S&W Maintenance Allocation SCR | 700 | 1,200 | 700 | 700 | 700 | 700 |
| 20-60-50-207-5127 | C/S Marketing Allocation Scrms | 1,692 | 2,129 | 2,720 | 30 | 1,755 | 2,495 |
| 20-60-50-207-5145 | C/S Rubbish Removal | 0 | 0 | 368 | 485 | 485 | 500 |
| 20-60-50-207-5157 | C/S Security Guards | 3,370 | 2,525 | 3,000 | 3,517 | 3,517 | 3,600 |
| 20-60-50-207-5165 | C/S Instructors NOP | 0 | 300 | 3,000 | 2,025 | 2,000 | 3,000 |
| 20-60-50-207-5412 | M&S Prgrm.Supply Scream Scene | 11,303 | 12,359 | 11,899 | 11,823 | 11,823 | 14,704 |
| TOTAL Scream Scene | | 30,548 | 33,207 | 33,421 | 31,442 | 33,280 | 38,275 |
| Spring Greening | | | | | | | |
| 20-60-50-208-5039 | S&W Leaders Spring Greening | 0 | 0 | 0 | 0 | 0 | 0 |
| 20-60-50-208-5069 | S&W Maintenance Allocation | 0 | 0 | 0 | 0 | 0 | 0 |
| 20-60-50-208-5127 | C/S Marketing Allocation | 1,468 | 1,434 | 1,234 | 0 | 934 | 934 |
| 20-60-50-208-5184 | C/S Entertainment Spring Green | 0 | 0 | 0 | 0 | 0 | 0 |
| 20-60-50-208-5412 | M&S Prgrm.Supply Spring Green | 1,021 | 2,281 | 500 | 0 | 0 | 2,200 |
| TOTAL Spring Greening | | 2,489 | 3,715 | 1,734 | 0 | 934 | 3,134 |
| Coming Together in Skokie | | | | | | | |
| 20-60-50-209-5039 | S&W Leaders | 0 | 0 | 0 | 0 | 0 | 0 |
| 20-60-50-209-5069 | S&W Maintenance Allocation | 0 | 0 | 0 | 0 | 0 | 0 |
| 20-60-50-209-5127 | C/S Marketing Allocation | 0 | 0 | 0 | 0 | 0 | 0 |
| 20-60-50-209-5184 | C/S Entertainment | 0 | 0 | 0 | 0 | 0 | 0 |
| 20-60-50-209-5412 | M&S Program Supplies | 59 | 35 | 200 | 0 | 200 | 200 |
| TOTAL Coming Together in Skokie | | 59 | 35 | 200 | 0 | 200 | 200 |

DATE: 03/05/2019
 TIME: 17:09:38
 ID: BP430000.WOW

SKOKIE PARK DISTRICT
 DETAILED BUDGET REPORT

FUND: Recreation Fund

| ACCOUNT NUMBER | ACCOUNT DESCRIPTION | --2017-- ACTUAL | --2018-- ACTUAL | ----- BUDGETED | 2019 8 MO. ACTUAL | ----- PROJECTED | --2020-- REQUESTED BUDGET |
|--------------------|--------------------------------|--------------------|--------------------|-------------------|-------------------------|--------------------|---------------------------------|
| Special Events | | | | | | | |
| Special Events | | | | | | | |
| Movies | | | | | | | |
| 20-60-50-210-5039 | S&W Park Parties Leaders | 0 | 0 | 40 | 0 | 0 | 40 |
| 20-60-50-210-5127 | C/S Marketing Allocation | 1,050 | 1,540 | 1,532 | 766 | 766 | 1,532 |
| 20-60-50-210-5184 | C/S Entertainment Park Parties | 975 | 0 | 1,600 | 2,440 | 2,440 | 1,610 |
| 20-60-50-210-5412 | M&S Prgrm.Supply Park Parties | 2,000 | 5,879 | 3,000 | 3,500 | 3,000 | 3,000 |
| TOTAL Movies | | 4,025 | 7,419 | 6,172 | 6,706 | 6,206 | 6,182 |
| Egg Hunt | | | | | | | |
| 20-60-50-211-5412 | M&S Prgrm.Supply Egg Hunt | 0 | 0 | 0 | 0 | 0 | 0 |
| TOTAL Egg Hunt | | 0 | 0 | 0 | 0 | 0 | 0 |
| Contests | | | | | | | |
| 20-60-50-212-5412 | M&S Prgrm.Supply Contests | 0 | 0 | 0 | 0 | 0 | 0 |
| TOTAL Contests | | 0 | 0 | 0 | 0 | 0 | 0 |
| Woofstock | | | | | | | |
| 20-60-50-213-5039 | S&W Leaders Woofstock | 0 | 0 | 0 | 0 | 0 | 0 |
| 20-60-50-213-5069 | S&W Maintenance Allocation | 0 | 0 | 0 | 0 | 0 | 0 |
| 20-60-50-213-5127 | C/S Marketing Allocation | 0 | 0 | 0 | 0 | 0 | 0 |
| 20-60-50-213-5184 | C/S Entertainment Woofstock | 0 | 0 | 0 | 0 | 0 | 0 |
| 20-60-50-213-5412 | M&S Program Supplies Woofstock | 0 | 0 | 0 | 0 | 0 | 0 |
| TOTAL Woofstock | | 0 | 0 | 0 | 0 | 0 | 0 |
| Backlot Dash | | | | | | | |
| 20-60-50-214-5010 | S&W Supervisors | 0 | 0 | 0 | 0 | 0 | 0 |
| 20-60-50-214-5039 | S&W Leaders | 0 | 0 | 0 | 0 | 0 | 0 |
| 20-60-50-214-5069 | S&W Maintenance Allocation | 1,000 | 1,000 | 1,000 | 1,000 | 1,000 | 1,000 |
| 20-60-50-214-5101 | C/S Program Services | 1,230 | 1,727 | 1,500 | 1,090 | 1,090 | 1,500 |
| 20-60-50-214-5125 | C/S Printing & Postage | 0 | 0 | 100 | 0 | 0 | 100 |
| 20-60-50-214-5127 | C/S Marketing Allocation | 405 | 537 | 1,216 | 1,171 | 1,171 | 1,300 |
| 20-60-50-214-5157 | C/S Security | 3,456 | 0 | 3,500 | 3,223 | 3,223 | 3,500 |
| 20-60-50-214-5184 | C/S Entertainment | 0 | 0 | 0 | 0 | 0 | 0 |
| 20-60-50-214-5412 | M&S Program Supplies | 4,519 | 9,330 | 4,195 | 4,689 | 4,689 | 4,510 |
| TOTAL Backlot Dash | | 10,610 | 12,594 | 11,511 | 11,173 | 11,173 | 11,910 |

FUND: Recreation Fund

| ACCOUNT NUMBER | ACCOUNT DESCRIPTION | --2017-- ACTUAL | --2018-- ACTUAL | ----- BUDGETED | 2019 8 MO. ACTUAL | ----- PROJECTED | --2020-- REQUESTED BUDGET |
|--------------------------------------|--------------------------------|--------------------|--------------------|-------------------|-------------------------|--------------------|---------------------------------|
| Special Events | | | | | | | |
| Special Events | | | | | | | |
| Community Events | | | | | | | |
| 20-60-50-215-5010 | S&W Supervisors | 0 | 0 | 0 | 0 | 0 | 0 |
| 20-60-50-215-5039 | S&W Leaders | 0 | 0 | 0 | 0 | 0 | 0 |
| 20-60-50-215-5069 | S&W Maintenance Allocation | 0 | 0 | 0 | 0 | 0 | 0 |
| 20-60-50-215-5101 | C/S Program Services | 0 | 0 | 0 | 0 | 0 | 0 |
| 20-60-50-215-5125 | C/S Printing & Postage | 0 | 0 | 0 | 0 | 0 | 0 |
| 20-60-50-215-5127 | C/S Marketing Allocation | 0 | 0 | 0 | 0 | 0 | 0 |
| 20-60-50-215-5157 | C/S Security | 0 | 0 | 0 | 0 | 0 | 0 |
| 20-60-50-215-5184 | C/S Entertainment | 0 | 0 | 0 | 0 | 2,470 | 5,700 |
| 20-60-50-215-5412 | M&S Program Supplies | 0 | 0 | 0 | 246 | 3,742 | 5,850 |
| TOTAL Community Events | | 0 | 0 | 0 | 246 | 6,212 | 11,550 |
| OCC Flea Markets | | | | | | | |
| 20-60-50-216-5039 | S&W Leaders OCC Flea Markets | 0 | 0 | 0 | 0 | 0 | 151 |
| 20-60-50-216-5069 | S&W Maintenance Allocation | 0 | 0 | 0 | 0 | 0 | 0 |
| 20-60-50-216-5127 | C/S Marketing Allocation | 31 | 734 | 766 | 383 | 766 | 766 |
| 20-60-50-216-5412 | M&S Program Supply | 1,012 | 367 | 775 | 621 | 621 | 935 |
| 20-60-50-216-5418 | M&S Prog Spply OCC Sprng Craft | 0 | 0 | 0 | 0 | 0 | 0 |
| TOTAL OCC Flea Markets | | 1,043 | 1,101 | 1,541 | 1,004 | 1,387 | 1,852 |
| Special Events- Administration | | | | | | | |
| 20-60-50-236-5069 | S&W Maintenance Allocation | 7,000 | 7,000 | 7,000 | 7,000 | 7,000 | 7,000 |
| TOTAL Special Events- Administration | | 7,000 | 7,000 | 7,000 | 7,000 | 7,000 | 7,000 |
| Sunday Sundown Concerts | | | | | | | |
| 20-60-50-447-5039 | S&W Leaders Sunday Sundown Con | 109 | 63 | 120 | 0 | 0 | 61 |
| 20-60-50-447-5069 | S&W Maintenance Allocation | 0 | 0 | 0 | 0 | 0 | 0 |
| 20-60-50-447-5127 | C/S Marketing Allocation SSC | 1,840 | 1,915 | 2,415 | 2,681 | 2,681 | 2,415 |
| 20-60-50-447-5184 | C/S Entertainment SSC | 8,390 | 7,000 | 7,000 | 7,500 | 7,500 | 7,500 |
| 20-60-50-447-5412 | M&S Program Supply SSC | 29 | 0 | 50 | 0 | 0 | 50 |
| TOTAL Sunday Sundown Concerts | | 10,368 | 8,978 | 9,585 | 10,181 | 10,181 | 10,026 |
| Family Festivals | | | | | | | |
| 20-60-50-448-5039 | S&W Leaders Fam Fest | 0 | 0 | 0 | 0 | 0 | 0 |
| 20-60-50-448-5069 | S&W Maintenance Allocation FF | 0 | 0 | 0 | 0 | 0 | 0 |
| 20-60-50-448-5127 | C/S Marketing Allocation FF | 0 | 0 | 0 | 0 | 0 | 0 |

DATE: 03/05/2019
 TIME: 17:09:38
 ID: BP430000.WOW

SKOKIE PARK DISTRICT
 DETAILED BUDGET REPORT

FUND: Recreation Fund

| ACCOUNT NUMBER | ACCOUNT DESCRIPTION | --2017-- | --2018-- | 2019 | | | --2020-- |
|------------------------|-----------------------------|----------|----------|----------|-----------------|-----------|---------------------|
| | | ACTUAL | ACTUAL | BUDGETED | 8 MO. ACTUAL | PROJECTED | REQUESTED BUDGET |
| ----- | | | | | | | |
| Special Events | | | | | | | |
| EXPENSES | | | | | | | |
| Special Events | | | | | | | |
| Family Festivals | | | | | | | |
| 20-60-50-448-5184 | C/S Entertainment Fam Fests | 3,459 | 3,380 | 3,440 | 5,430 | 5,430 | 6,000 |
| 20-60-50-448-5412 | M&S Program Supply Fam Fest | 0 | 0 | 0 | 0 | 0 | 0 |
| ----- | | | | | | | |
| TOTAL Family Festivals | | 3,459 | 3,380 | 3,440 | 5,430 | 5,430 | 6,000 |
| TOTAL Special Events | | 89,556 | 105,777 | 101,215 | 89,460 | 106,938 | 115,640 |
| TOTAL Special Events | | 89,556 | 105,777 | 101,215 | 89,460 | 106,938 | 115,640 |
| | | | | | | | |
| TOTAL REVENUES | | 77,109 | 77,274 | 88,905 | 85,340 | 93,460 | 99,130 |
| TOTAL EXPENSES | | 89,556 | 105,777 | 101,215 | 89,460 | 106,938 | 115,640 |
| SURPLUS (DEFICIT) | | (12,447) | (28,503) | (12,310) | (4,120) | (13,478) | (16,510) |

FESTIVALS

3/5/2019

Skokie Park District
FY 2019/2020 Budget Analysis
Recreation Fund

| Fund/Ctr/Acty | FY 2019 Budget | FY 2019 8 Month Actual | FY 2019 Projected Year End | FY 2020 Budget |
|--------------------------|-------------------|---------------------------|-------------------------------|-------------------|
| 20805X Festivals/Other: | | | | |
| <u>REVENUES:</u> | | | | |
| Registrations | 180,960 | 137,229 | 170,979 | 177,680 |
| Transfers In | 70,000 | 75,997 | 81,397 | 88,000 |
| Total Revenues: | 250,960 | 213,226 | 252,376 | 265,680 |
| <u>EXPENSES:</u> | | | | |
| Salary & Wages: | 31,291 | 29,900 | 30,952 | 31,100 |
| Contract Services: | 171,840 | 175,776 | 177,675 | 185,392 |
| Utilities: | 1,440 | 5,671 | 5,671 | 2,500 |
| General & Administration | 13,000 | 13,000 | 13,000 | 13,000 |
| Material & Supplies: | 119,965 | 136,614 | 136,614 | 135,795 |
| Equipment & Repairs: | 0 | 0 | 0 | 0 |
| Total Expenses: | 337,536 | 360,961 | 363,912 | 367,787 |
| Net Revenues - Expenses | (86,576) | (147,735) | (111,536) | (102,107) |

General Note For all Festivals:

Budgeting to maximize sponsorships while also containing costs without sacrificing quality of Festivals.

FUND: Recreation Fund

| ACCOUNT NUMBER | ACCOUNT DESCRIPTION | --2017-- ACTUAL | --2018-- ACTUAL | ----- BUDGETED | 2019 8 MO. ACTUAL | ----- PROJECTED | --2020-- REQUESTED BUDGET |
|--------------------------------|---------------------------|--------------------|--------------------|-------------------|-------------------------|--------------------|---------------------------------|
| | | | | | | | 0 |
| BEGINNING BALANCE | | | | | | | |
| Other Activity | | | | | | | |
| REVENUES | | | | | | | |
| Administration | | | | | | | |
| Festivals Administration | | | | | | | |
| 20-80-10-213-4115 | Registrations | 0 | 0 | 0 | 0 | 0 | 0 |
| ----- | | | | | | | |
| TOTAL Festivals Administration | | 0 | 0 | 0 | 0 | 0 | 0 |
| TOTAL Administration | | 0 | 0 | 0 | 0 | 0 | 0 |
| Festival of Cultures | | | | | | | |
| General | | | | | | | |
| 20-80-52-252-4115 | Registrations | 25,283 | 29,757 | 27,200 | 24,987 | 24,987 | 28,800 |
| 20-80-52-252-4997 | FOC Beverage Tasting | 2,687 | 1,032 | 2,250 | 1,095 | 1,095 | 1,750 |
| 20-80-52-252-4999 | Transfers In | 36,400 | 23,100 | 22,000 | 39,599 | 39,599 | 35,000 |
| ----- | | | | | | | |
| TOTAL General | | 64,370 | 53,889 | 51,450 | 65,681 | 65,681 | 65,550 |
| TOTAL Festival of Cultures | | 64,370 | 53,889 | 51,450 | 65,681 | 65,681 | 65,550 |
| Garden Plots | | | | | | | |
| General | | | | | | | |
| 20-80-54-254-4115 | Registrations | 4,090 | 4,190 | 4,160 | 4,180 | 4,180 | 4,280 |
| ----- | | | | | | | |
| TOTAL General | | 4,090 | 4,190 | 4,160 | 4,180 | 4,180 | 4,280 |
| TOTAL Garden Plots | | 4,090 | 4,190 | 4,160 | 4,180 | 4,180 | 4,280 |
| Fourth of July | | | | | | | |
| General | | | | | | | |
| 20-80-55-255-4115 | Registrations | 23,350 | 23,330 | 23,350 | 2,390 | 24,140 | 23,350 |
| 20-80-55-255-4999 | Transfers In | 21,425 | 15,600 | 8,000 | 2,700 | 2,700 | 8,000 |
| ----- | | | | | | | |
| TOTAL General | | 44,775 | 38,930 | 31,350 | 5,090 | 26,840 | 31,350 |
| TOTAL Fourth of July | | 44,775 | 38,930 | 31,350 | 5,090 | 26,840 | 31,350 |
| Backlot Bash | | | | | | | |
| General | | | | | | | |
| 20-80-59-259-4115 | Registrations | 71,869 | 69,395 | 71,200 | 51,413 | 63,413 | 66,400 |
| 20-80-59-259-4995 | Misc.Rev.Raffle/Canisters | 2,839 | 4,338 | 2,800 | 2,943 | 2,943 | 3,100 |
| 20-80-59-259-4997 | BLB Beverages | 58,161 | 49,703 | 50,000 | 50,221 | 50,221 | 50,000 |
| 20-80-59-259-4998 | BLB Pancake Brkfst Drinks | 0 | 0 | 0 | 0 | 0 | 0 |
| 20-80-59-259-4999 | Transfers In | 54,200 | 36,750 | 40,000 | 33,698 | 39,098 | 45,000 |
| ----- | | | | | | | |
| TOTAL General | | 187,069 | 160,186 | 164,000 | 138,275 | 155,675 | 164,500 |
| TOTAL Backlot Bash | | 187,069 | 160,186 | 164,000 | 138,275 | 155,675 | 164,500 |

FUND: Recreation Fund

| ACCOUNT NUMBER | ACCOUNT DESCRIPTION | --2017-- ACTUAL | --2018-- ACTUAL | 2019 BUDGETED | 2019 8 MO. ACTUAL | 2019 PROJECTED | --2020-- REQUESTED BUDGET |
|--------------------------------|--------------------------------|--------------------|--------------------|------------------|-------------------------|-------------------|---------------------------------|
| TOTAL REVENUES: Other Activity | | 300,304 | 257,195 | 250,960 | 213,226 | 252,376 | 265,680 |
| EXPENSES | | | | | | | |
| Administration | | | | | | | |
| Festivals Administration | | | | | | | |
| 20-80-10-213-5412 | M&S Program Supplies | 0 | 0 | 0 | 0 | 0 | 0 |
| TOTAL Festivals Administration | | 0 | 0 | 0 | 0 | 0 | 0 |
| TOTAL Administration | | 0 | 0 | 0 | 0 | 0 | 0 |
| Festival of Cultures | | | | | | | |
| General | | | | | | | |
| 20-80-52-252-5010 | S&W Supervisors | 0 | 0 | 0 | 0 | 0 | 0 |
| 20-80-52-252-5039 | S&W Leaders | 0 | 0 | 0 | 0 | 0 | 0 |
| 20-80-52-252-5069 | S&W Maintenance Allocation | 13,000 | 13,000 | 13,000 | 13,000 | 13,000 | 13,000 |
| 20-80-52-252-5112 | C/S Transportation & Admission | 0 | 0 | 0 | 0 | 0 | 0 |
| 20-80-52-252-5125 | C/S Printing & Postage | 0 | 0 | 0 | 0 | 0 | 0 |
| 20-80-52-252-5127 | C/S Marketing Allocation | 12,390 | 11,804 | 11,347 | 11,382 | 11,382 | 11,347 |
| 20-80-52-252-5145 | C/S Rubbish Removal | 0 | 0 | 0 | 0 | 0 | 0 |
| 20-80-52-252-5157 | C/S Security | 6,898 | 8,567 | 8,400 | 8,923 | 8,923 | 8,600 |
| 20-80-52-252-5184 | C/S Entertainment | 16,362 | 17,017 | 17,000 | 16,265 | 16,265 | 17,500 |
| 20-80-52-252-5412 | M&S Program Supplies | 33,054 | 40,930 | 40,100 | 44,913 | 44,913 | 45,600 |
| TOTAL General | | 81,704 | 91,318 | 89,847 | 94,483 | 94,483 | 96,047 |
| TOTAL Festival of Cultures | | 81,704 | 91,318 | 89,847 | 94,483 | 94,483 | 96,047 |
| Garden Plots | | | | | | | |
| General | | | | | | | |
| 20-80-54-254-5039 | S&W Leaders | 0 | 0 | 0 | 0 | 0 | 0 |
| 20-80-54-254-5069 | S&W Maintenance Allocation | 2,400 | 2,400 | 2,400 | 2,400 | 2,400 | 2,400 |
| 20-80-54-254-5145 | C/S Rubbish Removal | 0 | 0 | 0 | 0 | 0 | 0 |
| 20-80-54-254-5203 | Water | 1,405 | 1,390 | 1,440 | 5,671 | 5,671 | 2,500 |
| 20-80-54-254-5412 | M&S Program Supplies | 283 | 322 | 225 | 84 | 84 | 225 |
| TOTAL General | | 4,088 | 4,112 | 4,065 | 8,155 | 8,155 | 5,125 |
| TOTAL Garden Plots | | 4,088 | 4,112 | 4,065 | 8,155 | 8,155 | 5,125 |
| Fourth of July | | | | | | | |
| General | | | | | | | |
| 20-80-55-255-5039 | S&W Leaders | 0 | 0 | 0 | 0 | 0 | 0 |
| 20-80-55-255-5069 | S&W Maintenance Allocation | 5,500 | 5,500 | 5,500 | 5,500 | 5,500 | 5,500 |
| 20-80-55-255-5127 | C/S Marketing Allocation | 3,204 | 1,942 | 3,349 | 381 | 2,280 | 2,600 |
| 20-80-55-255-5145 | C/S Rubbish Removal | 353 | 511 | 372 | 381 | 381 | 382 |

DATE: 03/05/2019
 TIME: 17:10:02
 ID: BP430000.WOW

SKOKIE PARK DISTRICT
 DETAILED BUDGET REPORT

FUND: Recreation Fund

| ACCOUNT NUMBER | ACCOUNT DESCRIPTION | --2017-- ACTUAL | --2018-- ACTUAL | BUDGETED | 2019 8 MO. ACTUAL | PROJECTED | --2020-- REQUESTED BUDGET |
|----------------------|----------------------------|--------------------|--------------------|----------|-------------------------|-----------|---------------------------------|
| Other Activity | | | | | | | |
| EXPENSES | | | | | | | |
| Fourth of July | | | | | | | |
| General | | | | | | | |
| 20-80-55-255-5184 | C/S Entertainment | 34,795 | 34,105 | 34,550 | 34,000 | 34,000 | 39,000 |
| 20-80-55-255-5412 | M&S Program Supplies | 12,008 | 11,620 | 11,920 | 14,514 | 14,514 | 12,400 |
| 20-80-55-255-5817 | Parade Donations | 8,000 | 8,000 | 13,000 | 13,000 | 13,000 | 13,000 |
| 20-80-55-255-5825 | Liability Insurance | 0 | 0 | 0 | 0 | 0 | 0 |
| TOTAL General | | 63,860 | 61,678 | 68,691 | 67,776 | 69,675 | 72,882 |
| TOTAL Fourth of July | | 63,860 | 61,678 | 68,691 | 67,776 | 69,675 | 72,882 |
| Backlot Bash | | | | | | | |
| General | | | | | | | |
| 20-80-59-259-5010 | S&W Supervisors | 0 | 1,391 | 1,391 | 0 | 1,052 | 1,200 |
| 20-80-59-259-5039 | S&W Leaders | 0 | 0 | 0 | 0 | 0 | 0 |
| 20-80-59-259-5069 | S&W Maintenance Allocation | 9,000 | 9,000 | 9,000 | 9,000 | 9,000 | 9,000 |
| 20-80-59-259-5102 | C/S O/S Maintenance | 0 | 0 | 0 | 0 | 0 | 0 |
| 20-80-59-259-5127 | C/S Marketing Allocation | 5,222 | 9,119 | 6,866 | 3,474 | 3,474 | 3,846 |
| 20-80-59-259-5157 | C/S Security | 13,874 | 12,220 | 15,201 | 16,580 | 16,580 | 16,562 |
| 20-80-59-259-5184 | C/S Entertainment | 78,762 | 86,702 | 74,755 | 84,390 | 84,390 | 85,555 |
| 20-80-59-259-5412 | M&S Program Supplies | 59,563 | 64,171 | 67,720 | 77,103 | 77,103 | 77,570 |
| TOTAL General | | 166,421 | 182,603 | 174,933 | 190,547 | 191,599 | 193,733 |
| TOTAL Backlot Bash | | 166,421 | 182,603 | 174,933 | 190,547 | 191,599 | 193,733 |
| TOTAL Other Activity | | 316,073 | 339,711 | 337,536 | 360,961 | 363,912 | 367,787 |
| TOTAL REVENUES | | 300,304 | 257,195 | 250,960 | 213,226 | 252,376 | 265,680 |
| TOTAL EXPENSES | | 316,073 | 339,711 | 337,536 | 360,961 | 363,912 | 367,787 |
| SURPLUS (DEFICIT) | | (15,769) | (82,516) | (86,576) | (147,735) | (111,536) | (102,107) |

RECREATION CAPITAL

3/5/2019

Skokie Park District
 FY 2019/2020 Budget Analysis
 Recreation Fund

| Fund/Ctr/Acty | FY 2019 Budget | FY 2019 8 Month Actual | FY 2019 Projected Year End | FY 2020 Budget |
|-------------------------|-------------------|---------------------------|-------------------------------|-------------------|
| 209510 | | | | |
| REVENUES: | | | | |
| Other: | 0 | 0 | 0 | 0 |
| Total Revenues: | 0 | 0 | 0 | 0 |
| EXPENSES: | | | | |
| 1 Capital Projects WLC | 812,500 | 803,420 | 1,000,299 | 905,291 |
| Total Expenses: | 812,500 | 803,420 | 1,000,299 | 905,291 |
| Net Revenues - Expenses | (812,500) | (803,420) | (1,000,299) | (905,291) |

No Transfers. Capital Projects for Various areas:

| | | | |
|------------------|-----------|-----------------------------|-----------|
| FY 2020 | | FY 2019 | |
| DAC Projects | \$ 73,000 | dac gutterss | \$71,375 |
| DCC classroom | \$ 43,500 | New Garden Plot Water | \$3,500 |
| DRC/Channelside | \$125,000 | OCC Flooring | \$35,000 |
| EONC Wander In | \$ 25,000 | SSP Target Greens | 0 |
| OCC RTU | \$ 30,000 | DCC Entry Canvas | \$14,275 |
| OCC Explorator | \$ 50,000 | DAC Sand Blast lap pool | \$18,961 |
| Parks Improvemen | \$ 89,500 | DAC Replace Build UW Lights | \$11,383 |
| SSP improvemen | \$228,500 | SWP Blast/paint slide Pool | \$7,688 |
| SWP Improvement | \$185,000 | SWP fence gates | \$10,8/15 |
| FF exercise eqpt | \$ 55,791 | SWP Bucket pool | \$7,776 |
| | | SWP gutters bucket pool | \$62,801 |
| | | WLC/Skatium Roof addtl | \$755,859 |
| | | DAC Heater | \$865 |
| 905,291 | | | 1,000,299 |

DATE: 03/05/2019
 TIME: 17:10:14
 ID: BP430000.WOW

SKOKIE PARK DISTRICT
 DETAILED BUDGET REPORT

FUND: Recreation Fund

| ACCOUNT NUMBER | ACCOUNT DESCRIPTION | --2017-- | --2018-- | 2019 | | --2020-- |
|-----------------------------------|-------------------------------|-----------|-----------|-----------|-----------------|-------------|
| | | ACTUAL | ACTUAL | BUDGETED | 8 MO. ACTUAL | PROJECTED |
| ----- | | | | | | |
| Capital Projects | | | | | | |
| EXPENSES | | | | | | |
| Administration | | | | | | |
| Capital Projects Recreation | | | | | | |
| 20-95-10-295-5899 | C/P Transfers Out | 0 | 0 | 0 | 0 | 0 |
| 20-95-10-295-6040 | C/P Major Repairs | 0 | 326,034 | 812,500 | 803,420 | 1,000,299 |
| 20-95-10-295-6356 | C/P TLC Repair/Renovations | 6,955 | 0 | 0 | 0 | 0 |
| 20-95-10-295-6358 | C/P Fit First WLC Renovations | 0 | 206,248 | 0 | 0 | 0 |
| 20-95-10-295-6359 | C/P SHM Repairs | 0 | 0 | 0 | 0 | 0 |
| 20-95-10-295-6364 | C/P OCC Projects | 11,616 | 0 | 0 | 0 | 0 |
| 20-95-10-295-6365 | C/P SSP Projects | 394,681 | 39,295 | 0 | 0 | 0 |
| 20-95-10-295-6367 | C/P DCC Repairs` | 0 | 0 | 0 | 0 | 0 |
| ----- | | | | | | |
| TOTAL Capital Projects Recreation | | 413,252 | 571,577 | 812,500 | 803,420 | 1,000,299 |
| TOTAL Administration | | 413,252 | 571,577 | 812,500 | 803,420 | 1,000,299 |
| TOTAL Capital Projects | | 413,252 | 571,577 | 812,500 | 803,420 | 1,000,299 |
| ----- | | | | | | |
| TOTAL REVENUES | | 0 | 0 | 0 | 0 | 0 |
| TOTAL EXPENSES | | 413,252 | 571,577 | 812,500 | 803,420 | 1,000,299 |
| SURPLUS (DEFICIT) | | (413,252) | (571,577) | (812,500) | (803,420) | (1,000,299) |
| ----- | | | | | | |

2018-2024 5+ YEAR PROJECTS
 FUND 20 Recreation
 March 5, 2019

Total 2019-2020

| Expenses | | | |
|-----------------------------------|---|---------------------|-------------------|
| | Proposed Project Summary | | |
| RF | Recreation Facility Projects | \$2,568,791 | \$905,291 |
| | Total Projects: | \$2,568,791 | \$905,291 |
| Revenue | | | |
| | Total Project Funding | \$0 | \$0 |
| | PROJECTS: | -\$2,568,791 | -\$905,291 |
| | Proposed Projects | Total | 2019-2020 |
| Devonshire Aquatic Center | | | |
| RF | Replace domestic hot water heater | \$10,000 | \$10,000 |
| RF | Replace dive well pump and motor | \$28,000 | \$28,000 |
| RF | Replace gutters dive pool | \$10,000 | \$10,000 |
| RF | Repair cracks dive well | \$5,000 | \$5,000 |
| RF | Sand blast dive well and paint | \$20,000 | \$20,000 |
| RF | Design new entrance | \$100,000 | |
| Devonshire Cultural Center | | | |
| RF | DCC: replace roof-south portion of building + theatre | \$175,000 | |
| RF | DCC: classroom floor replacement | \$43,500 | \$43,500 |
| DRC/Channelside | | | |
| RF | Install direct data lines to the facility | \$50,000 | \$50,000 |
| RF | DRC: Replace south garage doors | \$15,500 | |
| RF | Channelside: west portion synthetic turf/east small dog fence divider | \$75,000 | \$75,000 |
| Emily Oaks Nature Center | | | |
| RF | Wander Inn windows | \$25,000 | \$25,000 |
| Oakton Community Center | | | |
| RF | Add a new Exploratorium exhibit | \$100,000 | \$50,000 |
| RF | Replace roof top unit (RTU) | \$93,000 | \$30,000 |
| Park/Park Services | | | |
| RF | Hamlin Park: Regrade south half, drain, irrigate | \$11,000 | \$11,000 |
| RF | Loirel Park: shelter doors | \$50,000 | |
| RF | McNally Park: Replace backstop fencing | \$40,000 | \$40,000 |
| RF | Park Services floor | \$18,500 | \$18,500 |
| RF | Park Services: Portable Stage | \$160,000 | |
| RF | Water service for new garden plot | \$20,000 | \$20,000 |
| SSP | | | |

Total 2019-2020

| | | | |
|----|---|--------------------|------------------|
| RF | Replace cashiers windows (4) | \$15,500 | \$15,500 |
| RF | Upgrade Tee-up sensors | \$13,000 | \$13,000 |
| RF | Rebuild target greens | \$200,000 | \$200,000 |
| | | | |
| | Skokie Water Playground | | |
| RF | Modify/replace concession windows | \$60,000 | \$60,000 |
| RF | Concession equipment replacement | \$15,000 | \$15,000 |
| RF | New water slide pump | \$20,000 | \$20,000 |
| RF | Replace domestic water heater | \$20,000 | \$20,000 |
| RF | Sand blast bucket pool and paint | \$48,000 | \$48,000 |
| RF | Life guard chair replacements | \$10,000 | \$10,000 |
| RF | Replace garage door with electric | \$12,000 | \$12,000 |
| | | | |
| | Fitness First | | |
| RF | FF: Exercise equipment replacement (annual) | \$105,791 | \$55,791 |
| | | | |
| RF | Skatium major mechanical project | | |
| | | | |
| | Total | \$2,568,791 | \$905,291 |
| | | | |

REVENUE FACILITIES FUND 40

3/5/2019

SKOKIE PARK DISTRICT
 FY 2019/2020 Budget Analysis
 Fund 40
 Revenue Facilities Fund

| Fund/Ctr/Activity | FY 2019 Budget | FY 2019 8 Month Actual | FY 2019 Projected Year End | FY 2020 Budget |
|--------------------------|-------------------|---------------------------|-------------------------------|-------------------|
| 401010 General | | | | |
| Revenues | 1,250 | 1,526 | 1,627 | 1,250 |
| Expenses | 638,953 | 445,884 | 637,639 | 632,887 |
| Net | (637,703) | (444,358) | (636,012) | (631,637) |
| 4017XX DRC | | | | |
| Revenues | 71,850 | 41,557 | 67,700 | 71,100 |
| Expenses | 66,193 | 40,769 | 59,469 | 59,489 |
| Net | 5,657 | 788 | 8,231 | 11,611 |
| 4018XX SSP | | | | |
| Revenues | 844,676 | 627,679 | 743,899 | 814,245 |
| Expenses | 643,647 | 459,626 | 629,456 | 651,236 |
| Net | 201,029 | 168,053 | 114,443 | 163,009 |
| 4019XX WLC/Fitness First | | | | |
| Revenues | 1,460,142 | 1,067,041 | 1,498,180 | 1,552,780 |
| Expenses | 1,455,263 | 955,797 | 1,463,919 | 1,501,445 |
| Net | 4,879 | 111,244 | 34,261 | 51,335 |
| 4020XX Skatium | | | | |
| Revenues | 1,820,719 | 1,165,417 | 1,683,375 | 1,620,643 |
| Expenses | 1,509,467 | 856,894 | 1,459,569 | 1,477,573 |
| Net | 311,252 | 308,523 | 223,806 | 143,070 |
| 4022XX WPCC | | | | |
| Revenues | 132,352 | 117,399 | 121,957 | 137,416 |
| Expenses | 206,031 | 153,907 | 197,255 | 208,562 |
| Net | (73,679) | (36,508) | (75,298) | (71,146) |
| 4024XX DAC | | | | |
| Revenues | 164,895 | 167,943 | 168,944 | 165,895 |
| Expenses | 160,209 | 124,522 | 146,560 | 160,082 |
| Net | 4,686 | 43,421 | 22,384 | 5,813 |
| 4025XX Winter Aquatics | | | | |
| Revenues | 147,783 | 88,385 | 130,400 | 137,739 |
| Expenses | 85,446 | 45,310 | 71,750 | 84,321 |
| Net | 62,337 | 43,075 | 58,650 | 53,418 |
| 4026XX SWP | | | | |
| Revenues | 583,000 | 619,440 | 621,379 | 599,070 |
| Expenses | 542,836 | 430,049 | 509,777 | 557,394 |
| Net | 40,164 | 189,391 | 111,602 | 41,676 |

| | | | | | |
|------------------|-----------|-----------|-----------|-----------|------|
| 4030XX Camps | | | | | |
| Revenues | 312,044 | 309,104 | 308,913 | 348,819 | |
| Expenses | 228,402 | 229,427 | 229,381 | 257,106 | |
| Net | 83,642 | 79,677 | 79,532 | 91,713 | |
| | 0.27 | | 0.26 | | 0.26 |
| 4040XX Athletics | | | | | |
| Revenues | 326,277 | 222,033 | 294,944 | 331,229 | |
| Expenses | 320,596 | 207,129 | 323,400 | 337,397 | |
| Net | 5,681 | 14,904 | (28,456) | (6,168) | |
| Total Fund 40 | | | | | |
| Revenues | 5,864,988 | 4,427,524 | 5,641,318 | 5,780,186 | |
| Expenses | 5,857,043 | 3,949,314 | 5,728,175 | 5,927,492 | |
| Net | 7,945 | 478,210 | (86,857) | (147,306) | |

Fund Summary:

| | |
|------------------------------------|-----------|
| Fund Balance as of 04/30/2018: | (629,708) |
| Projected FY 2019 Results: | (86,857) |
| Estimated Fund Balance 04/30/2019: | (716,565) |
| FY 2020 Budget | (147,306) |
| Estimated Fund Balance 04/30/2020: | (863,871) |

GENERAL

3/5/2019

Skokie Park District
FY 2019/2020 Budget Analysis
Revenue Facilities Fund

| Fund/Ctr/Acty | FY 2019 Budget | FY 2019 8 Month Actual | FY 2019 Projected Year End | FY 2020 Budget |
|-------------------------|-------------------|---------------------------|-------------------------------|-------------------|
| 401010 General: | | | | |
| <u>REVENUES:</u> | | | | |
| Pass Reprint Revenue: | 500 | 480 | 750 | 750 |
| Interest Income | 750 | 1,046 | 877 | 500 |
| Total Revenues: | 1,250 | 1,526 | 1,627 | 1,250 |
| <u>EXPENSES:</u> | | | | |
| Salary & Wages: | 69,947 | 47,152 | 70,636 | 72,755 |
| Contract Services: | 561,068 | 394,098 | 560,868 | 553,168 |
| Utilities: | 600 | 300 | 600 | 600 |
| General & Administrati | 6,438 | 4,058 | 5,035 | 5,764 |
| Material & Supplies: | 0 | 0 | 0 | 0 |
| Equipment & Repairs: | 900 | 276 | 500 | 600 |
| Total Expenses: | 638,953 | 445,884 | 637,639 | 632,887 |
| Net Revenues - Expenses | (637,703) | (444,358) | (636,012) | (631,637) |

FUND: Revenue Facilities

| ACCOUNT NUMBER | ACCOUNT DESCRIPTION | --2017-- ACTUAL | --2018-- ACTUAL | ----- BUDGETED | 2019 8 MO. ACTUAL | ----- PROJECTED | --2020-- REQUESTED BUDGET |
|-------------------------|----------------------------|--------------------|--------------------|-------------------|-------------------------|--------------------|---------------------------------|
| ----- | | | | | | | 0 |
| BEGINNING BALANCE | | | | | | | |
| General | | | | | | | |
| REVENUES | | | | | | | |
| Administration | | | | | | | |
| General | | | | | | | |
| 40-10-10-401-4900 | Miscellaneous Revenue | 0 | 0 | 0 | 0 | 0 | 0 |
| 40-10-10-401-4902 | Interest Income | 2,159 | 1,386 | 500 | 1,046 | 877 | 500 |
| 40-10-10-401-4903 | Pass Reprint Revenue | 784 | 1,405 | 750 | 480 | 750 | 750 |
| ----- | | | | | | | |
| TOTAL General | | 2,943 | 2,791 | 1,250 | 1,526 | 1,627 | 1,250 |
| TOTAL Administration | | 2,943 | 2,791 | 1,250 | 1,526 | 1,627 | 1,250 |
| TOTAL REVENUES: General | | 2,943 | 2,791 | 1,250 | 1,526 | 1,627 | 1,250 |
| EXPENSES | | | | | | | |
| Administration | | | | | | | |
| General | | | | | | | |
| 40-10-10-401-5008 | S&W Manager | 64,551 | 68,217 | 69,947 | 47,152 | 70,636 | 72,755 |
| 40-10-10-401-5115 | C/S Computer Expenses | 0 | 0 | 0 | 0 | 0 | 1,100 |
| 40-10-10-401-5116 | C/S Corporate Allocation | 504,000 | 504,000 | 460,000 | 326,668 | 460,000 | 450,000 |
| 40-10-10-401-5120 | C/S Subscriptions & Dues | 768 | 929 | 712 | 451 | 712 | 712 |
| 40-10-10-401-5124 | C/S Brochure/Publications | 92,160 | 99,444 | 97,156 | 64,768 | 97,156 | 98,156 |
| 40-10-10-401-5125 | C/S Printing & Postage | 0 | 0 | 0 | 0 | 0 | 0 |
| 40-10-10-401-5127 | C/S Marketing Allocation | 0 | 0 | 0 | 0 | 0 | 0 |
| 40-10-10-401-5145 | C/S Rubbish Removal | 0 | 0 | 0 | 0 | 0 | 0 |
| 40-10-10-401-5150 | C/S Training Expense | 3,359 | 3,070 | 3,200 | 2,211 | 3,000 | 3,200 |
| 40-10-10-401-5207 | Communications | 600 | 600 | 600 | 300 | 600 | 600 |
| 40-10-10-401-5320 | G&A General Administrative | 1,474 | 1,194 | 914 | 1,195 | 1,195 | 1,184 |
| 40-10-10-401-5350 | G&A Employee Benefits | 4,738 | 4,085 | 5,524 | 2,863 | 3,840 | 4,580 |
| 40-10-10-401-5500 | E&R Copier Equipment | 0 | 0 | 0 | 0 | 0 | 0 |
| 40-10-10-401-5501 | E&R Office Equipment | 0 | 0 | 0 | 0 | 0 | 0 |
| 40-10-10-401-5539 | E&R Gasoline/Diesel Fuel | 996 | 456 | 900 | 276 | 500 | 600 |
| 40-10-10-401-5899 | Transfers Out | 0 | 0 | 0 | 0 | 0 | 0 |
| ----- | | | | | | | |
| TOTAL General | | 672,646 | 681,995 | 638,953 | 445,884 | 637,639 | 632,887 |
| TOTAL Administration | | 672,646 | 681,995 | 638,953 | 445,884 | 637,639 | 632,887 |
| TOTAL General | | 672,646 | 681,995 | 638,953 | 445,884 | 637,639 | 632,887 |
| ----- | | | | | | | |
| TOTAL REVENUES | | 2,943 | 2,791 | 1,250 | 1,526 | 1,627 | 1,250 |
| TOTAL EXPENSES | | 672,646 | 681,995 | 638,953 | 445,884 | 637,639 | 632,887 |
| SURPLUS (DEFICIT) | | (669,703) | (679,204) | (637,703) | (444,358) | (636,012) | (631,637) |

DAMMRICH ROWING CENTER

3/5/2019

Skokie Park District
FY 2019/2020 Budget Analysis
Revenue Facilities

| Fund/Ctr/Acty | FY 2019 Budget | FY 2019 8 Month Actual | FY 2019 Projected Year End | FY 2020 Budget |
|-------------------------------|-------------------|---------------------------|-------------------------------|-------------------|
| 401780 Dammrich Rowing Center | | | | |
| <u>REVENUES:</u> | | | | |
| Registrations | 27,900 | 30,350 | 26,500 | 27,150 |
| Tank Time Rental | 6,750 | 3,507 | 6,000 | 6,750 |
| Memberships | 35,200 | 7,700 | 35,200 | 35,200 |
| Facility Rentals | 2,000 | 0 | 0 | 2,000 |
| Transfers In | 0 | 0 | 0 | 0 |
| Total Revenues: | 71,850 | 41,557 | 67,700 | 71,100 |
| <u>EXPENSES:</u> | | | | |
| Salary & Wages: | 30,067 | 16,671 | 26,667 | 30,067 |
| Contract Services: | 6,834 | 6,301 | 6,454 | 7,568 |
| Utilities: | 9,567 | 4,046 | 8,748 | 8,929 |
| General & Administration | 0 | 0 | 0 | 0 |
| Material & Supplies: | 1,425 | 219 | 1,100 | 1,425 |
| Equipment & Repairs: | 18,300 | 13,532 | 16,500 | 11,500 |
| Total Expenses: | 66,193 | 40,769 | 59,469 | 59,489 |
| Net Revenues - Expenses | 5,657 | 788 | 8,231 | 11,611 |

FUND: Revenue Facilities

| ACCOUNT NUMBER | ACCOUNT DESCRIPTION | --2017-- | --2018-- | 2019 | | --2020-- | |
|--|-----------------------------|----------|----------|----------|-----------------|-----------|---------------------|
| | | ACTUAL | ACTUAL | BUDGETED | 8 MO. ACTUAL | PROJECTED | REQUESTED BUDGET |
| BEGINNING BALANCE | | | | | | | 0 |
| Dammrich Rowing Center | | | | | | | |
| REVENUES | | | | | | | |
| Open Activity | | | | | | | |
| Dammrich Rowing Center | | | | | | | |
| 40-17-80-428-4115 | Program Registrations | 31,295 | 27,507 | 27,900 | 30,350 | 26,500 | 27,150 |
| 40-17-80-428-4117 | Tank Time Rental | 8,905 | 6,055 | 6,750 | 3,507 | 6,000 | 6,750 |
| 40-17-80-428-4157 | Memberships & Dues | 33,955 | 33,895 | 35,200 | 7,700 | 35,200 | 35,200 |
| 40-17-80-428-4300 | Rental of Facilities | 2,000 | 0 | 2,000 | 0 | 0 | 2,000 |
| 40-17-80-428-4900 | Miscellaneous Revenue | 0 | 0 | 0 | 0 | 0 | 0 |
| 40-17-80-428-4999 | Transfers In | 0 | 0 | 0 | 0 | 0 | 0 |
| TOTAL Dammrich Rowing Center | | 76,155 | 67,457 | 71,850 | 41,557 | 67,700 | 71,100 |
| TOTAL Open Activity | | 76,155 | 67,457 | 71,850 | 41,557 | 67,700 | 71,100 |
| TOTAL REVENUES: Dammrich Rowing Center | | 76,155 | 67,457 | 71,850 | 41,557 | 67,700 | 71,100 |
| EXPENSES | | | | | | | |
| Open Activity | | | | | | | |
| Dammrich Rowing Center | | | | | | | |
| 40-17-80-428-5010 | S&W Supervisors | 4,764 | 4,409 | 6,767 | 3,045 | 6,767 | 6,767 |
| 40-17-80-428-5020 | S&W Instructors | 22,275 | 15,015 | 17,500 | 10,290 | 14,500 | 17,500 |
| 40-17-80-428-5060 | S&W Maintenance Staff | 0 | 0 | 800 | 0 | 400 | 800 |
| 40-17-80-428-5069 | S&W Maintenance Allocation | 5,000 | 5,000 | 5,000 | 3,336 | 5,000 | 5,000 |
| 40-17-80-428-5127 | C/S Marketing Allocation | 0 | 1,942 | 734 | 1,354 | 1,354 | 1,468 |
| 40-17-80-428-5141 | C/S Equipment Rental | 3,000 | 0 | 4,000 | 3,000 | 3,000 | 4,000 |
| 40-17-80-428-5145 | C/S Rubbish Removal | 0 | 0 | 0 | 0 | 0 | 0 |
| 40-17-80-428-5150 | C/S Training Expense | 0 | 0 | 0 | 0 | 0 | 0 |
| 40-17-80-428-5185 | C/S Misc. Service Contracts | 1,800 | 1,872 | 2,100 | 1,947 | 2,100 | 2,100 |
| 40-17-80-428-5201 | Electricity | 4,841 | 5,280 | 5,760 | 2,138 | 4,900 | 4,712 |
| 40-17-80-428-5203 | Water | 1,022 | 712 | 810 | 718 | 688 | 750 |
| 40-17-80-428-5205 | Natural GAS | 1,529 | 2,068 | 1,917 | 578 | 2,080 | 2,363 |
| 40-17-80-428-5207 | Communication | 1,093 | 1,073 | 1,080 | 612 | 1,080 | 1,104 |
| 40-17-80-428-5412 | M&S Program Supplies | 0 | 0 | 350 | 0 | 250 | 350 |
| 40-17-80-428-5438 | M&S Maintenance Supplies | 597 | 762 | 1,000 | 219 | 800 | 1,000 |
| 40-17-80-428-5470 | M&S Office Supplies | 0 | 0 | 75 | 0 | 50 | 75 |
| 40-17-80-428-5555 | E&R Repair & Replacements | 1,942 | 5,466 | 18,300 | 13,532 | 16,500 | 11,500 |
| TOTAL Dammrich Rowing Center | | 47,863 | 43,599 | 66,193 | 40,769 | 59,469 | 59,489 |
| TOTAL Open Activity | | 47,863 | 43,599 | 66,193 | 40,769 | 59,469 | 59,489 |
| TOTAL Dammrich Rowing Center | | 47,863 | 43,599 | 66,193 | 40,769 | 59,469 | 59,489 |
| TOTAL REVENUES | | 76,155 | 67,457 | 71,850 | 41,557 | 67,700 | 71,100 |
| TOTAL EXPENSES | | 47,863 | 43,599 | 66,193 | 40,769 | 59,469 | 59,489 |
| SURPLUS (DEFICIT) | | 28,292 | 23,858 | 5,657 | 788 | 8,231 | 11,611 |

SKOKIE SPORTS PARK

3/5/2019

Skokie Park District
FY 2019/2020 Budget Analysis
Revenue Facilities

| Fund/Ctr/Acty | FY 2019 Budget | FY 2019 8 Month Actual | FY 2019 Projected Year End | FY 2020 Budget |
|--------------------------|-------------------|---------------------------|-------------------------------|-------------------|
| 401810 SportsPark | | | | |
| <u>REVENUES:</u> | | | | |
| Golf Instruction | 51,962 | 45,680 | 56,747 | 54,000 |
| Equipment Rental | 5,800 | 5,032 | 5,632 | 5,546 |
| Driving Range Sales | 457,500 | 326,098 | 411,447 | 450,000 |
| Mini-Golf Sales | 225,600 | 176,383 | 188,083 | 218,320 |
| Parties/Special Events | 6,250 | 3,952 | 4,157 | 5,750 |
| Batting Cage Token Sales | 86,000 | 58,781 | 63,962 | 70,075 |
| Miscellaneous Revenue | 11,564 | 11,753 | 13,871 | 10,554 |
| Total Revenues: | 844,676 | 627,679 | 743,899 | 814,245 |
| <u>EXPENSES:</u> | | | | |
| Salary & Wages: | 409,407 | 307,605 | 406,771 | 412,060 |
| Contract Services: | 33,579 | 13,156 | 22,475 | 32,365 |
| Utilities: | 43,469 | 28,740 | 46,061 | 48,185 |
| General & Administration | 40,840 | 34,776 | 45,000 | 42,340 |
| Material & Supplies: | 67,971 | 49,055 | 64,050 | 62,790 |
| Equipment & Repairs: | 44,381 | 26,294 | 41,099 | 53,496 |
| Capital Expense | 4,000 | 0 | 4,000 | 0 |
| Total Expenses: | 643,647 | 459,626 | 629,456 | 651,236 |
| Net Revenues - Expenses | 201,029 | 168,053 | 114,443 | 163,009 |

FUND: Revenue Facilities

| ACCOUNT NUMBER | ACCOUNT DESCRIPTION | --2017-- ACTUAL | --2018-- ACTUAL | ----- BUDGETED | 2019 8 MO. ACTUAL | ----- PROJECTED | --2020-- REQUESTED BUDGET |
|-----------------------------------|--------------------------------|--------------------|--------------------|-------------------|-------------------------|--------------------|---------------------------------|
| BEGINNING BALANCE | | | | | | | 0 |
| Skokie SportsPark | | | | | | | |
| REVENUES | | | | | | | |
| Administration | | | | | | | |
| General | | | | | | | |
| 40-18-10-418-4200 | Golf Instruction | 9,183 | 11,357 | 10,422 | 7,150 | 9,597 | 9,500 |
| 40-18-10-418-4201 | Private Lessons | 38,100 | 36,730 | 41,540 | 38,530 | 47,150 | 44,500 |
| 40-18-10-418-4202 | Priv.Lessons 1/2 Hr. | 0 | 0 | 0 | 0 | 0 | 0 |
| 40-18-10-418-4203 | Priv.Lessons 3-1/2 Hour Sessns | 0 | 0 | 0 | 0 | 0 | 0 |
| 40-18-10-418-4204 | Priv.Lessons 5-1/2 Hr.Sessions | 0 | 0 | 0 | 0 | 0 | 0 |
| 40-18-10-418-4205 | Priv.Lessons Group 3-4 Golfers | 0 | 0 | 0 | 0 | 0 | 0 |
| 40-18-10-418-4206 | Priv.Lessons Seasonal Individl | 0 | 0 | 0 | 0 | 0 | 0 |
| 40-18-10-418-4207 | Guest Pro Fees | 0 | 5 | 0 | 0 | 0 | 0 |
| 40-18-10-418-4261 | Private Lessons (3) 1 Hr.Sessn | 0 | 0 | 0 | 0 | 0 | 0 |
| 40-18-10-418-4262 | Private Lessons (5) 1 Hr.Sessn | 0 | 0 | 0 | 0 | 0 | 0 |
| 40-18-10-418-4318 | Equipment Rental | 6,350 | 5,906 | 5,800 | 5,032 | 5,632 | 5,546 |
| 40-18-10-418-4400 | Driving Range Sales | 415,870 | 438,505 | 457,500 | 326,098 | 411,447 | 450,000 |
| 40-18-10-418-4401 | Mini-Golf Sales | 227,400 | 227,671 | 225,600 | 176,383 | 188,083 | 218,320 |
| 40-18-10-418-4402 | Parties/Special Events | 6,582 | 5,576 | 6,250 | 3,952 | 4,157 | 5,750 |
| 40-18-10-418-4403 | Batting Cage Token Sales | 75,022 | 85,631 | 86,000 | 58,781 | 63,962 | 70,075 |
| 40-18-10-418-4404 | 10 Play Pass Mini-Golf | 0 | 0 | 0 | 0 | 0 | 0 |
| 40-18-10-418-4900 | Misc. Revenue | 100 | 10,148 | 5,290 | 8,150 | 9,771 | 5,640 |
| 40-18-10-418-4907 | Equipment Sales | 0 | 104 | 2,274 | 0 | 0 | 914 |
| 40-18-10-418-4964 | Food/Vending Commissions | 2,459 | 1,918 | 2,000 | 1,424 | 2,000 | 2,000 |
| 40-18-10-418-4990 | Cash Short | (149) | (208) | 0 | (153) | 0 | 0 |
| 40-18-10-418-4992 | Cash Over | 846 | 829 | 0 | 232 | 0 | 0 |
| 40-18-10-418-4999 | Transfers In | 2,250 | 4,990 | 2,000 | 2,100 | 2,100 | 2,000 |
| TOTAL General | | 784,013 | 829,162 | 844,676 | 627,679 | 743,899 | 814,245 |
| TOTAL Administration | | 784,013 | 829,162 | 844,676 | 627,679 | 743,899 | 814,245 |
| TOTAL REVENUES: Skokie SportsPark | | 784,013 | 829,162 | 844,676 | 627,679 | 743,899 | 814,245 |
| EXPENSES | | | | | | | |
| Administration | | | | | | | |
| General | | | | | | | |
| 40-18-10-418-5008 | S&W Manager | 55,295 | 80,449 | 82,038 | 54,315 | 82,039 | 84,499 |
| 40-18-10-418-5009 | S&W Assistant Manager | 46,571 | 47,550 | 48,912 | 31,288 | 48,912 | 50,390 |
| 40-18-10-418-5010 | S&W Supervisors | 30,565 | 27,067 | 30,541 | 22,076 | 30,541 | 27,814 |
| 40-18-10-418-5020 | S&W Instructors | 44,035 | 48,080 | 45,064 | 45,709 | 45,064 | 48,925 |
| 40-18-10-418-5025 | S&W IT Technical Support | 7,600 | 6,776 | 5,637 | 2,020 | 3,000 | 3,851 |
| 40-18-10-418-5060 | S&W Maintenance Staff | 47,452 | 49,280 | 50,520 | 34,302 | 50,520 | 52,035 |
| 40-18-10-418-5061 | S&W Maintenance Staff-Seasonal | 50,193 | 54,979 | 50,521 | 39,870 | 50,521 | 52,037 |
| 40-18-10-418-5062 | S&W Maintenance Staff-Grounds | 343 | 0 | 0 | 0 | 0 | 0 |

SKOKIE PARK DISTRICT
 DETAILED BUDGET REPORT

FUND: Revenue Facilities

| ACCOUNT NUMBER | ACCOUNT DESCRIPTION | --2017-- ACTUAL | --2018-- ACTUAL | BUDGETED | 2019 8 MO. ACTUAL | PROJECTED | --2020-- REQUESTED BUDGET |
|----------------------------|--------------------------------|--------------------|--------------------|----------|-------------------------|-----------|---------------------------------|
| Skokie SportsPark EXPENSES | | | | | | | |
| Administration | | | | | | | |
| General | | | | | | | |
| 40-18-10-418-5069 | S&W Maintenance Allocation | 18,000 | 18,000 | 18,000 | 12,000 | 18,000 | 18,000 |
| 40-18-10-418-5070 | S&W Attendants-Cashiers | 90,730 | 78,844 | 78,174 | 66,025 | 78,174 | 74,509 |
| 40-18-10-418-5071 | S&W Attendants-Golf Starters | 0 | 0 | 0 | 0 | 0 | 0 |
| 40-18-10-418-5072 | S&W Attendants-Ranger/Range | 0 | 0 | 0 | 0 | 0 | 0 |
| 40-18-10-418-5102 | C/S Outside Maintenance Servic | 2,160 | 0 | 1,300 | 560 | 1,200 | 1,000 |
| 40-18-10-418-5103 | C/S Golf Reward Program Points | 0 | 0 | 200 | 0 | 0 | 0 |
| 40-18-10-418-5115 | C/S Computer Costs | 5,894 | 0 | 1,500 | 0 | 1,500 | 8,600 |
| 40-18-10-418-5116 | C/S Corporate Allocation | 0 | 0 | 0 | 0 | 0 | 0 |
| 40-18-10-418-5120 | C/S Subscriptions & Dues | 1,673 | 1,888 | 2,355 | 1,998 | 2,355 | 2,250 |
| 40-18-10-418-5125 | C/S Printing & Postage | 45 | 75 | 600 | 0 | 600 | 600 |
| 40-18-10-418-5127 | C/S Marketing Allocation | 7,093 | 6,729 | 11,970 | 4,812 | 8,100 | 10,950 |
| 40-18-10-418-5130 | C/S Uniforms/Safety Shoes | 2,685 | 2,231 | 3,740 | 1,278 | 3,200 | 3,740 |
| 40-18-10-418-5145 | C/S Rubbish Removal | 3,918 | 3,346 | 3,074 | 3,675 | 4,200 | 3,480 |
| 40-18-10-418-5150 | C/S Training Expense | 0 | 0 | 770 | 0 | 250 | 675 |
| 40-18-10-418-5157 | C/S Security/Guard Service | 2,500 | 0 | 3,000 | 0 | 0 | 0 |
| 40-18-10-418-5185 | C/S Misc. Service Contracts | 770 | 801 | 5,070 | 833 | 1,070 | 1,070 |
| 40-18-10-418-5187 | C/S Landscaping Services | 0 | 0 | 0 | 0 | 0 | 0 |
| 40-18-10-418-5201 | Electricity | 20,548 | 18,946 | 19,683 | 12,283 | 18,574 | 19,800 |
| 40-18-10-418-5203 | Water | 11,509 | 14,460 | 13,950 | 12,379 | 17,019 | 17,600 |
| 40-18-10-418-5205 | Natural Gas | 4,797 | 5,866 | 4,870 | 1,867 | 6,018 | 5,987 |
| 40-18-10-418-5206 | Security Alarm Service | 1,762 | 1,640 | 2,320 | 1,219 | 2,000 | 2,320 |
| 40-18-10-418-5207 | Communication | 2,029 | 1,861 | 2,646 | 992 | 2,450 | 2,478 |
| 40-18-10-418-5320 | G&A General Administrative | 0 | 0 | 0 | 0 | 0 | 0 |
| 40-18-10-418-5350 | G&A Employee Benefits | 41,734 | 45,002 | 40,840 | 34,776 | 45,000 | 42,340 |
| 40-18-10-418-5412 | M&S Program Supplies | 3,516 | 4,650 | 650 | 215 | 650 | 650 |
| 40-18-10-418-5435 | M&S Weed Spray/Fungicides/Herb | 454 | 788 | 853 | 850 | 850 | 853 |
| 40-18-10-418-5436 | M&S Paint Materials/Shop Spply | 1,288 | 1,473 | 1,500 | 933 | 1,500 | 1,500 |
| 40-18-10-418-5438 | M&S Maintenance Supplies | 3,136 | 3,104 | 3,730 | 2,220 | 3,250 | 3,730 |
| 40-18-10-418-5439 | M&S Clubhouse Maintenance Sply | 283 | 482 | 600 | 267 | 600 | 600 |
| 40-18-10-418-5464 | M&S Landscape Materials | 1,749 | 2,278 | 2,300 | 2,207 | 2,300 | 800 |
| 40-18-10-418-5465 | M&S Sod & Seed | 2,250 | 1,784 | 1,750 | 581 | 1,750 | 250 |
| 40-18-10-418-5466 | M&S Fertilizer & Top Soil | 2,949 | 2,258 | 2,300 | 1,380 | 2,300 | 1,600 |
| 40-18-10-418-5469 | M&S Annuals & Perennials | 2,215 | 2,189 | 3,000 | 2,584 | 3,000 | 4,500 |
| 40-18-10-418-5470 | M&S Office Supplies | 284 | 342 | 850 | 530 | 750 | 750 |
| 40-18-10-418-5480 | M&S Golf Range Supplies | 38,814 | 41,819 | 38,700 | 32,499 | 38,700 | 36,870 |
| 40-18-10-418-5481 | M&S Mini-Golf Supplies | 2,885 | 1,056 | 4,350 | 0 | 2,900 | 4,200 |
| 40-18-10-418-5482 | M&S Batting Cage Supplies | 3,984 | 389 | 4,210 | 3,710 | 4,400 | 4,797 |
| 40-18-10-418-5490 | M&S Resale Items | 2,234 | 113 | 3,178 | 1,079 | 1,100 | 1,690 |

DATE: 03/05/2019
 TIME: 17:11:53
 ID: BP430000.WOW

SKOKIE PARK DISTRICT
 DETAILED BUDGET REPORT

FUND: Revenue Facilities

| ACCOUNT NUMBER | ACCOUNT DESCRIPTION | --2017-- ACTUAL | --2018-- ACTUAL | BUDGETED | 2019 8 MO. ACTUAL | PROJECTED | --2020-- REQUESTED BUDGET |
|-------------------------|--------------------------------|--------------------|--------------------|----------|-------------------------|-----------|---------------------------------|
| Skokie SportsPark | | | | | | | |
| EXPENSES | | | | | | | |
| Administration | | | | | | | |
| General | | | | | | | |
| 40-18-10-418-5520 | E&R Irrigation/Plumbing Repair | 2,513 | 2,256 | 2,500 | 1,444 | 2,500 | 2,000 |
| 40-18-10-418-5538 | E&R Propane Fuel | 0 | 0 | 0 | 0 | 0 | 0 |
| 40-18-10-418-5539 | E&R Gasoline/Diesel Fuel | 4,422 | 3,679 | 6,206 | 2,600 | 5,000 | 5,738 |
| 40-18-10-418-5540 | E&R Mower Repairs | 4,818 | 4,883 | 5,000 | 2,429 | 4,000 | 5,000 |
| 40-18-10-418-5542 | E&R Tractor Repairs | 0 | 0 | 0 | 0 | 0 | 0 |
| 40-18-10-418-5543 | E&R Misc. Golf Course Repairs | 0 | 0 | 0 | 0 | 0 | 0 |
| 40-18-10-418-5548 | E&R Equipment | 128 | 0 | 0 | 0 | 0 | 0 |
| 40-18-10-418-5550 | E&R Maintenance Tools | 27 | 0 | 0 | 0 | 0 | 0 |
| 40-18-10-418-5553 | E&R Building Repairs | 3,990 | 3,493 | 3,500 | 1,742 | 3,500 | 4,000 |
| 40-18-10-418-5555 | E&R Repairs & Replacements | 1,801 | 8,416 | 4,200 | 1,488 | 4,200 | 4,200 |
| 40-18-10-418-5580 | E&R Range Equipment Repairs | 7,815 | 18,483 | 10,375 | 9,909 | 10,000 | 13,587 |
| 40-18-10-418-5581 | E&R Mini-Golf Repairs | 1,766 | 2,749 | 2,750 | 1,503 | 2,750 | 3,450 |
| 40-18-10-418-5582 | E&R Batting Cage Repairs | 116 | 1,945 | 2,601 | 383 | 2,000 | 4,359 |
| 40-18-10-418-5583 | E&R Clubhouse Repairs | 150 | 1,327 | 2,100 | 731 | 2,000 | 3,300 |
| 40-18-10-418-5589 | E&R Equipment Replacement | 3,332 | 1,048 | 5,149 | 4,065 | 5,149 | 7,862 |
| 40-18-10-418-5802 | Capital Items | 0 | 0 | 4,000 | 0 | 4,000 | 0 |
| TOTAL General | | 596,820 | 624,874 | 643,647 | 459,626 | 629,456 | 651,236 |
| TOTAL Administration | | 596,820 | 624,874 | 643,647 | 459,626 | 629,456 | 651,236 |
| TOTAL Skokie SportsPark | | 596,820 | 624,874 | 643,647 | 459,626 | 629,456 | 651,236 |
| TOTAL REVENUES | | 784,013 | 829,162 | 844,676 | 627,679 | 743,899 | 814,245 |
| TOTAL EXPENSES | | 596,820 | 624,874 | 643,647 | 459,626 | 629,456 | 651,236 |
| SURPLUS (DEFICIT) | | 187,193 | 204,288 | 201,029 | 168,053 | 114,443 | 163,009 |

**WEBER LEISURE CENTER
SUMMARY AND ADMINISTRATION**

03/05/19

Skokie Park District
 FY 2019/2020 Budget Analysis
 Revenue Facilities
 Weber Center By Class

| Fund/Ctr/Acty | FY 2019 Budget | FY 2019 8 Months Actual | FY 2019 Projected Year End | FY 2020 Budget |
|-------------------------|-------------------|----------------------------|-------------------------------|-------------------|
| 401910 General | | | | |
| Rev | 155,799 | 126,534 | 162,325 | 168,040 |
| Exp | 665,033 | 435,311 | 669,177 | 679,904 |
| Net | (509,234) | (308,777) | (506,852) | (511,864) |
| 401911 Classes: | | | | |
| Rev | 114,612 | 59,936 | 115,753 | 118,353 |
| Exp | 74,999 | 22,806 | 82,823 | 81,610 |
| Net | 39,613 | 37,130 | 32,930 | 36,743 |
| 401930 FUNdamental Camp | | | | |
| Rev | 4,200 | 1,881 | 1,881 | 3,060 |
| Exp | 2,492 | 2,028 | 2,028 | 2,430 |
| Net | 1,708 | (147) | (147) | 630 |
| 401931 Fling Camp | | | | |
| Rev | 21,600 | 25,502 | 25,502 | 27,186 |
| Exp | 13,775 | 17,956 | 17,942 | 19,532 |
| Net | 7,825 | 7,546 | 7,560 | 7,654 |
| 401966 Fitness First | | | | |
| Rev | 1,163,931 | 853,188 | 1,192,719 | 1,236,141 |
| Exp | 698,964 | 477,696 | 691,949 | 717,969 |
| Net | 464,967 | 375,492 | 500,770 | 518,172 |
| Total Fund WLC 4019XX | | | | |
| Rev | 1,460,142 | 1,067,041 | 1,498,180 | 1,552,780 |
| Exp | 1,455,263 | 955,797 | 1,463,919 | 1,501,445 |
| Net | 4,879 | 111,244 | 34,261 | 51,335 |

3/5/2019

Skokie Park District
 FY 2019/2020 Budget Analysis
 Revenue Facilities Fund

| Fund/Ctr/Acty | FY 2019 Budget | FY 2019 8 Month Actual | FY 2019 Projected Year End | FY 2020 Budget |
|-----------------------------|-------------------|---------------------------|-------------------------------|-------------------|
| 401910 WLC Administration: | | | | |
| <u>REVENUES:</u> | | | | |
| Program Registrations | 71,238 | 43,339 | 57,808 | 63,132 |
| Rental of Facilities | 37,836 | 58,115 | 80,000 | 81,578 |
| Picnic Permits | 11,850 | 13,420 | 13,420 | 12,080 |
| Miscellaneous Revenue | 34,875 | 11,660 | 11,097 | 11,250 |
| Total Revenues: | 155,799 | 126,534 | 162,325 | 168,040 |
| <u>EXPENSES:</u> | | | | |
| 1 Salary & Wages: | 526,682 | 346,180 | 529,342 | 534,712 |
| Contract Services: | (100,215) | (60,390) | (99,069) | (92,945) |
| Utilities: | 129,952 | 82,013 | 137,510 | 134,574 |
| 1 General & Administration: | 52,944 | 31,069 | 44,783 | 46,708 |
| Material & Supplies: | 29,205 | 14,601 | 29,016 | 30,305 |
| Equipment & Repairs: | 26,465 | 21,838 | 27,595 | 26,550 |
| Total Expenses: | 665,033 | 435,311 | 669,177 | 679,904 |
| Net Revenues - Expenses | (509,234) | (308,777) | (506,852) | (511,864) |

DATE: 03/05/2019
 TIME: 17:12:38
 ID: BP430000.WOW

SKOKIE PARK DISTRICT
 DETAILED BUDGET REPORT

FUND: Revenue Facilities

| ACCOUNT NUMBER | ACCOUNT DESCRIPTION | --2017-- | --2018-- | 2019 | | --2020-- | |
|----------------------|----------------------------|----------|----------|----------|-----------------|-----------|---------------------|
| | | ACTUAL | ACTUAL | BUDGETED | 8 MO. ACTUAL | PROJECTED | REQUESTED BUDGET |
| ----- | | | | | | | |
| | | | | | | 0 | |
| BEGINNING BALANCE | | | | | | | |
| Weber Leisure Center | | | | | | | |
| REVENUES | | | | | | | |
| Administration | | | | | | | |
| General | | | | | | | |
| 40-19-10-419-4208 | Regstr.Table Tennis Club | 14,316 | 15,275 | 12,974 | 11,164 | 11,800 | 13,866 |
| 40-19-10-419-4209 | Regstr.Indoor Soccer | 0 | 0 | 0 | 0 | 0 | 0 |
| 40-19-10-419-4210 | Registr.3 on 3 Basketball | 0 | 0 | 0 | 0 | 0 | 0 |
| 40-19-10-419-4211 | Regstr.Babysitting | 10,694 | 8,946 | 7,740 | 7,326 | 9,000 | 9,000 |
| 40-19-10-419-4212 | Registr.Drop-In-Basketball | 25,070 | 48,807 | 38,400 | 19,300 | 30,000 | 32,758 |
| 40-19-10-419-4236 | Prgrm.Regstr. ToT Programs | 8,075 | 8,407 | 10,424 | 4,354 | 5,808 | 5,808 |
| 40-19-10-419-4257 | Regist. Table Tennis Class | 0 | 0 | 0 | 0 | 0 | 0 |
| 40-19-10-419-4258 | Holiday Fair Extravaganza | 1,235 | 1,165 | 1,700 | 1,195 | 1,200 | 1,700 |
| 40-19-10-419-4300 | Rental Facilities | 46,208 | 55,951 | 37,836 | 58,115 | 80,000 | 81,578 |
| 40-19-10-419-4301 | Picnic Permits | 11,880 | 11,910 | 11,850 | 13,420 | 13,420 | 12,080 |
| 40-19-10-419-4402 | Parties/Special Events | 5,005 | 600 | 22,500 | 0 | 0 | 0 |
| 40-19-10-419-4900 | Misc. Gym Revenue | 177 | 154 | 375 | 149 | 97 | 250 |
| 40-19-10-419-4962 | PayPhone Commissions | 0 | 0 | 0 | 0 | 0 | 0 |
| 40-19-10-419-4990 | Cash Short | (62) | (239) | 0 | (2) | 0 | 0 |
| 40-19-10-419-4992 | Cash Over | 20 | 149 | 0 | 4 | 0 | 0 |
| 40-19-10-419-4999 | Transfers In | 9,360 | 14,863 | 12,000 | 11,509 | 11,000 | 11,000 |
| ----- | | | | | | | |
| TOTAL General | | 131,978 | 165,988 | 155,799 | 126,534 | 162,325 | 168,040 |
| TOTAL Administration | | 131,978 | 165,988 | 155,799 | 126,534 | 162,325 | 168,040 |

DATE: 03/05/2019
 TIME: 17:12:38
 ID: BP430000.WOW

SKOKIE PARK DISTRICT
 DETAILED BUDGET REPORT

FUND: Revenue Facilities

| ACCOUNT NUMBER | ACCOUNT DESCRIPTION | --2017-- | --2018-- | ----- 2019 ----- | | | --2020-- |
|--------------------------------------|---------------------------------|-----------|-----------|------------------|--------------|-----------|------------------|
| | | ACTUAL | ACTUAL | BUDGETED | 8 MO. ACTUAL | PROJECTED | REQUESTED BUDGET |
| Weber Leisure Center | | | | | | | |
| Fitness First!! | | | | | | | |
| TOTAL REVENUES: Weber Leisure Center | | 1,186,272 | 1,220,894 | 1,460,142 | 1,067,041 | 1,498,180 | 1,552,780 |
| EXPENSES | | | | | | | |
| Administration | | | | | | | |
| General | | | | | | | |
| 40-19-10-419-5008 | S&W Manager | 34,410 | 38,689 | 40,717 | 25,863 | 40,717 | 37,595 |
| 40-19-10-419-5010 | S&W Supervisors | 35,019 | 64,401 | 66,195 | 43,911 | 66,195 | 66,409 |
| 40-19-10-419-5020 | S&W Instructors TblTnns Class | 0 | 0 | 0 | 0 | 0 | 0 |
| 40-19-10-419-5025 | S&W B-Day Leaders | 0 | 0 | 4,017 | 1,467 | 4,000 | 4,017 |
| 40-19-10-419-5040 | S&W Office Staff | 96,200 | 178,954 | 168,911 | 115,573 | 172,945 | 172,945 |
| 40-19-10-419-5060 | S&W Maintenance Staff | 85,756 | 88,238 | 89,485 | 58,718 | 89,485 | 91,916 |
| 40-19-10-419-5061 | S&W Maintenance Staff-Seasonal | 74,431 | 71,493 | 74,791 | 50,943 | 75,000 | 76,339 |
| 40-19-10-419-5069 | S&W Maintenance Allocation | 6,000 | 6,000 | 10,000 | 4,000 | 10,000 | 10,000 |
| 40-19-10-419-5073 | S&W Attendants Gym | 40,848 | 40,348 | 42,187 | 23,201 | 39,000 | 41,977 |
| 40-19-10-419-5074 | S&W Attendants-BabySitting | 39,408 | 40,380 | 30,379 | 22,504 | 32,000 | 33,514 |
| 40-19-10-419-5100 | C/S Professional Services | 0 | 0 | 0 | 0 | 0 | 0 |
| 40-19-10-419-5101 | C/S Program Services | 0 | 10,424 | 7,800 | 6,648 | 7,800 | 7,800 |
| 40-19-10-419-5115 | C/S Computer Expense | 1,312 | 2,108 | 1,000 | 0 | 1,000 | 1,850 |
| 40-19-10-419-5120 | C/S Subscriptions & Dues | 1,031 | 1,216 | 1,200 | 1,196 | 1,196 | 1,200 |
| 40-19-10-419-5125 | C/S Printing & Postage | 613 | 90 | 150 | 17 | 100 | 150 |
| 40-19-10-419-5126 | C/S Gym Banner Advertisement | 600 | 0 | 0 | 400 | 400 | 200 |
| 40-19-10-419-5127 | C/S Marketing Allocation | 0 | 30 | 0 | 0 | 0 | 0 |
| 40-19-10-419-5130 | C/S Uniforms/Safety Shoes | 636 | 2,703 | 2,050 | 1,169 | 2,050 | 2,050 |
| 40-19-10-419-5145 | C/S Rubbish Removal | 3,778 | 4,188 | 3,780 | 3,029 | 3,780 | 3,840 |
| 40-19-10-419-5150 | C/S Training Expenses | 874 | 3,844 | 2,800 | 2,778 | 2,800 | 2,800 |
| 40-19-10-419-5157 | C/S Security Guard Services | 0 | 0 | 0 | 0 | 0 | 0 |
| 40-19-10-419-5165 | C/S Instructors N. O. P. | 0 | 2,966 | 0 | 2,388 | 0 | 0 |
| 40-19-10-419-5171 | C/S Officials/Referres-Indr.Sc | 0 | 0 | 0 | 0 | 0 | 0 |
| 40-19-10-419-5180 | C/S Facility Allocation | (131,688) | (131,688) | (136,740) | (91,160) | (136,740) | (136,740) |
| 40-19-10-419-5185 | C/S Misc.Service Contracts | 17,679 | 21,456 | 17,745 | 13,145 | 18,545 | 23,905 |
| 40-19-10-419-5201 | Electricity | 107,285 | 85,607 | 91,841 | 59,818 | 92,935 | 89,190 |
| 40-19-10-419-5203 | Water | 9,048 | 6,719 | 8,190 | 5,556 | 8,780 | 9,750 |
| 40-19-10-419-5205 | Natural Gas | 31,311 | 30,672 | 27,227 | 14,154 | 31,800 | 31,800 |
| 40-19-10-419-5206 | Security Alarm Service | 3,250 | 3,464 | 2,550 | 2,396 | 3,600 | 3,090 |
| 40-19-10-419-5207 | Communication | 139 | 126 | 144 | 89 | 395 | 744 |
| 40-19-10-419-5320 | G&A General Administrative | 0 | 0 | 200 | 0 | 200 | 200 |
| 40-19-10-419-5350 | G&A Employee Benefits | 32,996 | 52,014 | 52,744 | 31,069 | 44,583 | 46,508 |
| 40-19-10-419-5412 | M&S Program Supplies | 534 | 4,068 | 800 | 385 | 800 | 800 |
| 40-19-10-419-5413 | M&S Progrm Supply Holiday Fair | 64 | 43 | 496 | 42 | 496 | 496 |
| 40-19-10-419-5420 | M&S PrgrmSpplly TbleTnnis Class | 0 | 0 | 0 | 0 | 0 | 0 |
| 40-19-10-419-5438 | M&S Maintenance Supplies | 28,527 | 19,428 | 25,800 | 12,726 | 23,800 | 25,800 |

DATE: 03/05/2019
 TIME: 17:12:38
 ID: BP430000.WOW

SKOKIE PARK DISTRICT
 DETAILED BUDGET REPORT

FUND: Revenue Facilities

| ACCOUNT NUMBER | ACCOUNT DESCRIPTION | --2017-- ACTUAL | --2018-- ACTUAL | ----- BUDGETED | 2019 8 MO. ACTUAL | ----- PROJECTED | --2020-- REQUESTED BUDGET |
|----------------------|--------------------------------|--------------------|--------------------|-------------------|-------------------------|--------------------|---------------------------------|
| Weber Leisure Center | | | | | | | |
| EXPENSES | | | | | | | |
| Administration | | | | | | | |
| General | | | | | | | |
| 40-19-10-419-5445 | M&S B-Day Party Supplies | 0 | 0 | 600 | 188 | 500 | 500 |
| 40-19-10-419-5465 | M&S Sod & Seed | 0 | 0 | 0 | 0 | 0 | 0 |
| 40-19-10-419-5470 | M&S Office Supplies | 321 | 1,226 | 420 | 261 | 420 | 420 |
| 40-19-10-419-5483 | M&S Prgrm.Supply Tbl.Tens.Club | 389 | 649 | 1,089 | 999 | 3,000 | 2,289 |
| 40-19-10-419-5484 | M&S Prgrm.Supply Indoor Soccer | 0 | 0 | 0 | 0 | 0 | 0 |
| 40-19-10-419-5493 | M&S Awards-Table Tennis Club | 0 | 0 | 0 | 0 | 0 | 0 |
| 40-19-10-419-5494 | M&S Awards-Indoor Soccer | 0 | 0 | 0 | 0 | 0 | 0 |
| 40-19-10-419-5500 | E&R Copier Equipment | 0 | 735 | 1,965 | 1,370 | 2,100 | 2,100 |
| 40-19-10-419-5501 | E&R Office Equipment | 0 | 58 | 200 | 22 | 200 | 200 |
| 40-19-10-419-5502 | E&R Office Furniture | 295 | 437 | 200 | 76 | 200 | 200 |
| 40-19-10-419-5503 | E&R Gym Equipment | 1,732 | 543 | 1,500 | 1,136 | 1,200 | 1,300 |
| 40-19-10-419-5512 | E&R Small Equipment | 0 | 102 | 500 | 451 | 500 | 500 |
| 40-19-10-419-5555 | E&R Repairs & Replacments | 19,938 | 40,181 | 18,000 | 13,388 | 18,000 | 18,000 |
| 40-19-10-419-5569 | E&R Basketball Court Repairs | 3,850 | 3,250 | 4,100 | 5,395 | 5,395 | 4,250 |
| TOTAL General | | 546,586 | 695,162 | 665,033 | 435,311 | 669,177 | 679,904 |
| TOTAL Administration | | 546,586 | 695,162 | 665,033 | 435,311 | 669,177 | 679,904 |

ATHLETIC CLASSES

Skokie Park District
 FY 2019/2020 Budget Analysis
 Revenue Facilities Fund

3/5/2019

| Fund/Ctr/Acty | FY 2019 Budget | FY 2019 8 Month Actual | FY 2019 Projected Year End | FY 2020 Budget |
|--------------------------|-------------------|---------------------------|-------------------------------|-------------------|
| 401911 Classes: | | | | |
| <u>REVENUES:</u> | | | | |
| Registrations | 114,612 | 59,936 | 115,753 | 118,353 |
| Grants/Donations | 0 | 0 | | |
| Transfers In | 0 | 0 | 0 | 0 |
| Total Revenues: | 114,612 | 59,936 | 115,753 | 118,353 |
| <u>EXPENSES:</u> | | | | |
| Salary & Wages: | 74,499 | 22,806 | 78,623 | 77,110 |
| Contract Services: | 0 | 0 | 4,200 | 4,200 |
| Utilities: | 0 | 0 | 0 | 0 |
| General & Administration | 0 | 0 | 0 | 0 |
| Material & Supplies: | 500 | 0 | 0 | 300 |
| Equipment & Repairs: | 0 | 0 | 0 | 0 |
| Total Expenses: | 74,999 | 22,806 | 82,823 | 81,610 |
| Net Revenues - Expenses | 39,613 | 37,130 | 32,930 | 36,743 |

DATE: 03/05/2019
 TIME: 17:12:38
 ID: BP430000.WOW

SKOKIE PARK DISTRICT
 DETAILED BUDGET REPORT

FUND: Revenue Facilities

| ACCOUNT NUMBER | ACCOUNT DESCRIPTION | --2017-- ACTUAL | --2018-- ACTUAL | ----- BUDGETED | 2019 8 MO. ACTUAL | ----- PROJECTED | --2020-- REQUESTED BUDGET |
|--|---------------------|--------------------|--------------------|-------------------|-------------------------|--------------------|---------------------------------|
| ----- | | | | | | | |
| Weber Leisure Center Administration Classes PreSchool Classes 40-19-11-415-4247 Athletic Classes Preschool | | 0 | 49,516 | 48,430 | 28,868 | 49,462 | 49,462 |
| ----- | | | | | | | |
| TOTAL PreSchool Classes | | 0 | 49,516 | 48,430 | 28,868 | 49,462 | 49,462 |
| ----- | | | | | | | |
| Children Classes 40-19-11-416-4247 Athletic Classes Children | | 0 | 76,800 | 66,182 | 31,068 | 66,291 | 68,891 |
| ----- | | | | | | | |
| TOTAL Children Classes | | 0 | 76,800 | 66,182 | 31,068 | 66,291 | 68,891 |
| TOTAL Classes | | 0 | 126,316 | 114,612 | 59,936 | 115,753 | 118,353 |

DATE: 03/05/2019
 TIME: 17:12:38
 ID: BP430000.WOW

SKOKIE PARK DISTRICT
 DETAILED BUDGET REPORT

FUND: Revenue Facilities

| ACCOUNT NUMBER | ACCOUNT DESCRIPTION | --2017-- ACTUAL | --2018-- ACTUAL | ----- BUDGETED | 2019 8 MO. ACTUAL | ----- PROJECTED | --2020-- REQUESTED BUDGET |
|-------------------------|--------------------------------|--------------------|--------------------|-------------------|-------------------------|--------------------|---------------------------------|
| Weber Leisure Center | | | | | | | |
| Administration | | | | | | | |
| Classes | | | | | | | |
| Preschool Classes | | | | | | | |
| 40-19-11-415-5020 | S&W Instructors PreSchool Clas | 0 | 33,839 | 30,618 | 11,442 | 34,623 | 34,784 |
| 40-19-11-415-5125 | C/S Printing & Postage | 0 | 0 | 0 | 0 | 0 | 0 |
| 40-19-11-415-5142 | C/S Facility Rental | 0 | 0 | 0 | 0 | 0 | 0 |
| 40-19-11-415-5412 | M&S Program Supply PreSchool C | 0 | 0 | 200 | 0 | 0 | 0 |
| TOTAL Preschool Classes | | 0 | 33,839 | 30,818 | 11,442 | 34,623 | 34,784 |
| Children Classes | | | | | | | |
| 40-19-11-416-5020 | S&W Instructors Children Class | 0 | 39,078 | 43,881 | 11,364 | 44,000 | 42,326 |
| 40-19-11-416-5142 | C/S Facility Rental | 0 | 0 | 0 | 0 | 4,200 | 4,200 |
| 40-19-11-416-5165 | C/S Instructors N.O.P. | 0 | 0 | 0 | 0 | 0 | 0 |
| 40-19-11-416-5412 | M&S Program Supply Children Cl | 0 | 305 | 300 | 0 | 0 | 300 |
| TOTAL Children Classes | | 0 | 39,383 | 44,181 | 11,364 | 48,200 | 46,826 |
| TOTAL Classes | | 0 | 73,222 | 74,999 | 22,806 | 82,823 | 81,610 |

FUNDAMENTAL FITNESS CAMP

Skokie Park District
 FY 2019/2020 Budget Analysis
 Revenue Facilities Fund

3/5/2019

| Fund/Ctr/Acty | FY 2019 Budget | FY 2019 8 Month Actual | FY 2019 Projected Year End | FY 2020 Budget |
|--------------------------|-------------------|---------------------------|-------------------------------|-------------------|
| 401930 Fitness Camp | | | | |
| <u>REVENUES:</u> | | | | |
| Camp Registrations | 4,200 | 1,881 | 1,881 | 3,060 |
| Grants/Donations | 0 | 0 | | |
| Transfers In | 0 | 0 | 0 | 0 |
| Total Revenues: | 4,200 | 1,881 | 1,881 | 3,060 |
| <u>EXPENSES:</u> | | | | |
| Salary & Wages: | 0 | 469 | 469 | 525 |
| Contract Services: | 2,072 | 1,175 | 1,175 | 1,630 |
| Utilities: | 0 | 0 | 0 | 0 |
| General & Administration | 0 | 0 | 0 | 0 |
| Material & Supplies: | 420 | 384 | 384 | 275 |
| Equipment & Repairs: | 0 | 0 | 0 | 0 |
| Total Expenses: | 2,492 | 2,028 | 2,028 | 2,430 |
| Net Revenues - Expenses | 1,708 | (147) | (147) | 630 |

DATE: 03/05/2019
 TIME: 17:12:38
 ID: BP430000.WOW

SKOKIE PARK DISTRICT
 DETAILED BUDGET REPORT

FUND: Revenue Facilities

| ACCOUNT NUMBER | ACCOUNT DESCRIPTION | --2017-- ACTUAL | --2018-- ACTUAL | BUDGETED | 2019 8 MO. ACTUAL | 2019 PROJECTED | --2020-- REQUESTED BUDGET |
|--------------------------------|---------------------|--------------------|--------------------|----------|-------------------------|-------------------|---------------------------------|
| ----- | | | | | | | |
| Weber Leisure Center | | | | | | | |
| Classes | | | | | | | |
| FUNDamental Fitness Camp | | | | | | | |
| FUNDamental Fitness | | | | | | | |
| 40-19-30-366-4112 | Camp Registrations | 5,528 | 2,346 | 4,200 | 1,881 | 1,881 | 3,060 |
| 40-19-30-366-4993 | Fundraising Revenue | 0 | 0 | 0 | 0 | 0 | 0 |
| 40-19-30-366-4996 | Grants/Donations | 0 | 0 | 0 | 0 | 0 | 0 |
| 40-19-30-366-4999 | Transfers In | 0 | 0 | 0 | 0 | 0 | 0 |
| ----- | | | | | | | |
| TOTAL FUNDamental Fitness | | 5,528 | 2,346 | 4,200 | 1,881 | 1,881 | 3,060 |
| TOTAL FUNDamental Fitness Camp | | 5,528 | 2,346 | 4,200 | 1,881 | 1,881 | 3,060 |

DATE: 03/05/2019
 TIME: 17:12:38
 ID: BP430000.WOW

SKOKIE PARK DISTRICT
 DETAILED BUDGET REPORT

FUND: Revenue Facilities

| ACCOUNT NUMBER | ACCOUNT DESCRIPTION | --2017-- ACTUAL | --2018-- ACTUAL | ----- BUDGETED | 2019 8 MO. ACTUAL | ----- PROJECTED | --2020-- REQUESTED BUDGET |
|--------------------------------|--------------------------------|--------------------|--------------------|-------------------|-------------------------|--------------------|---------------------------------|
| Weber Leisure Center | | | | | | | |
| Classes | | | | | | | |
| FUNDamental Fitness Camp | | | | | | | |
| FUNDamental Fitness | | | | | | | |
| 40-19-30-366-5010 | S&W Supervisors | 4,873 | 696 | 0 | 469 | 469 | 525 |
| 40-19-30-366-5039 | S&W Leaders | 0 | 0 | 0 | 0 | 0 | 0 |
| 40-19-30-366-5112 | C/S Transportation & Admission | 310 | 1,158 | 1,610 | 964 | 964 | 1,419 |
| 40-19-30-366-5142 | C/S Facility Rental | 238 | 469 | 462 | 211 | 211 | 211 |
| 40-19-30-366-5207 | Communications | 0 | 0 | 0 | 0 | 0 | 0 |
| 40-19-30-366-5412 | M&S Program Supplies | 398 | 0 | 420 | 384 | 384 | 275 |
| TOTAL FUNDamental Fitness | | 5,819 | 2,323 | 2,492 | 2,028 | 2,028 | 2,430 |
| TOTAL FUNDamental Fitness Camp | | 5,819 | 2,323 | 2,492 | 2,028 | 2,028 | 2,430 |

CAMP FLING

Skokie Park District
 FY 2019/2020 Budget Analysis
 Revenue Facilities Fund

3/5/2019

| Fund/Ctr/Acty | FY 2019 Budget | FY 2019 8 Month Actual | FY 2019 Projected Year End | FY 2020 Budget |
|--------------------------|-------------------|---------------------------|-------------------------------|-------------------|
| 401931 Camp Fling | | | | |
| <u>REVENUES:</u> | | | | |
| Camp Registrations | 21,600 | 25,502 | 25,502 | 27,186 |
| Grants/Donations | 0 | 0 | 0 | 0 |
| Transfers In | 0 | 0 | 0 | 0 |
| Total Revenues: | 21,600 | 25,502 | 25,502 | 27,186 |
| <u>EXPENSES:</u> | | | | |
| Salary & Wages: | 9,825 | 13,334 | 13,334 | 14,932 |
| Contract Services: | 3,050 | 3,822 | 3,822 | 3,800 |
| Utilities: | 0 | 0 | 0 | 0 |
| General & Administration | 0 | 0 | 0 | 0 |
| Material & Supplies: | 900 | 800 | 786 | 800 |
| Equipment & Repairs: | 0 | 0 | 0 | 0 |
| Total Expenses: | 13,775 | 17,956 | 17,942 | 19,532 |
| Net Revenues - Expenses | 7,825 | 7,546 | 7,560 | 7,654 |

DATE: 03/05/2019
 TIME: 17:12:38
 ID: BP430000.WOW

SKOKIE PARK DISTRICT
 DETAILED BUDGET REPORT

FUND: Revenue Facilities

| ACCOUNT NUMBER | ACCOUNT DESCRIPTION | --2017-- ACTUAL | --2018-- ACTUAL | ----- BUDGETED | 2019 8 MO. ACTUAL | ----- PROJECTED | --2020-- REQUESTED BUDGET |
|--------------------------|---------------------|--------------------|--------------------|-------------------|-------------------------|--------------------|---------------------------------|
| ----- | | | | | | | |
| Weber Leisure Center | | | | | | | |
| FUNdamental Fitness Camp | | | | | | | |
| Final Camp Fling | | | | | | | |
| Final Camp Fling | | | | | | | |
| 40-19-31-367-4112 | Camp Registrations | 295 | 19,953 | 21,600 | 25,502 | 25,502 | 27,186 |
| 40-19-31-367-4993 | Fundraising Revenue | 0 | 0 | 0 | 0 | 0 | 0 |
| 40-19-31-367-4996 | Grants/Donations | 0 | 0 | 0 | 0 | 0 | 0 |
| 40-19-31-367-4999 | Transfers In | 0 | 0 | 0 | 0 | 0 | 0 |
| ----- | | | | | | | |
| TOTAL Final Camp Fling | | 295 | 19,953 | 21,600 | 25,502 | 25,502 | 27,186 |
| TOTAL Final Camp Fling | | 295 | 19,953 | 21,600 | 25,502 | 25,502 | 27,186 |

DATE: 03/05/2019
 TIME: 17:12:38
 ID: BP430000.WOW

SKOKIE PARK DISTRICT
 DETAILED BUDGET REPORT

FUND: Revenue Facilities

| ACCOUNT NUMBER | ACCOUNT DESCRIPTION | --2017-- ACTUAL | --2018-- ACTUAL | ----- BUDGETED | 2019 8 MO. ACTUAL | ----- PROJECTED | --2020-- REQUESTED BUDGET |
|--------------------------|--------------------------------|--------------------|--------------------|-------------------|-------------------------|--------------------|---------------------------------|
| Weber Leisure Center | | | | | | | |
| FUNDamental Fitness Camp | | | | | | | |
| Final Camp Fling | | | | | | | |
| Final Camp Fling | | | | | | | |
| 40-19-31-367-5010 | S&W Supervisors | 0 | 1,338 | 1,425 | 2,896 | 2,896 | 2,890 |
| 40-19-31-367-5039 | S&W Leaders | 0 | 9,476 | 8,400 | 10,438 | 10,438 | 12,042 |
| 40-19-31-367-5112 | C/S Transportation & Admission | 0 | 1,026 | 3,050 | 3,416 | 3,416 | 3,400 |
| 40-19-31-367-5142 | C/S Facility Rental | 0 | 532 | 0 | 406 | 406 | 400 |
| 40-19-31-367-5207 | Communications | 0 | 0 | 0 | 0 | 0 | 0 |
| 40-19-31-367-5412 | M&S Program Supplies | 0 | 1,132 | 900 | 800 | 786 | 800 |
| TOTAL Final Camp Fling | | 0 | 13,504 | 13,775 | 17,956 | 17,942 | 19,532 |
| TOTAL Final Camp Fling | | 0 | 13,504 | 13,775 | 17,956 | 17,942 | 19,532 |

FITNESS FIRST!

Skokie Park District
 FY 2019/2020 Budget Analysis
 Revenue Facilities

3/5/2019

| Fund/Ctr/Acty | FY 2019 Budget | FY 2019 8 Month Actual | FY 2019 Projected Year End | FY 2020 Budget |
|--------------------------|-------------------|---------------------------|-------------------------------|-------------------|
| 401966 Fitness First | | | | |
| <u>REVENUES:</u> | | | | |
| Memberships | 795,651 | 583,512 | 846,069 | 874,238 |
| Registrations | 363,980 | 267,738 | 343,650 | 358,303 |
| Miscellaneous Revenue | 4,300 | 1,938 | 3,000 | 3,600 |
| Total Revenues: | 1,163,931 | 853,188 | 1,192,719 | 1,236,141 |
| <u>EXPENSES:</u> | | | | |
| Salary & Wages: | 557,843 | 391,916 | 551,882 | 569,269 |
| Contract Services: | 58,741 | 34,705 | 56,860 | 59,928 |
| Utilities: | 28,343 | 19,440 | 30,354 | 30,825 |
| General & Administration | 732 | 587 | 850 | 917 |
| Material & Supplies: | 22,505 | 7,833 | 21,170 | 22,130 |
| Equipment & Repairs: | 30,800 | 23,215 | 30,833 | 34,900 |
| Total Expenses: | 698,964 | 477,696 | 691,949 | 717,969 |
| Net Revenues - Expenses | 464,967 | 375,492 | 500,770 | 518,172 |

FUND: Revenue Facilities

| ACCOUNT NUMBER | ACCOUNT DESCRIPTION | --2017-- | --2018-- | ----- 2019 ----- | | --2020-- | |
|-----------------------|--------------------------------|-----------|----------|------------------|--------------|-----------|------------------|
| | | ACTUAL | ACTUAL | BUDGETED | 8 MO. ACTUAL | PROJECTED | REQUESTED BUDGET |
| Weber Leisure Center | | | | | | | |
| Final Camp Fling | | | | | | | |
| Fitness First!! | | | | | | | |
| General | | | | | | | |
| 40-19-66-466-4213 | Membership-Six Months | 21,118 | 17,467 | 21,711 | 16,612 | 21,800 | 22,978 |
| 40-19-66-466-4214 | Membership- Corporate Resident | 22,700 | 19,140 | 23,355 | 20,513 | 28,000 | 31,470 |
| 40-19-66-466-4215 | Membership-Corporate Non Res. | 0 | 0 | 0 | 0 | 0 | 0 |
| 40-19-66-466-4216 | Membership-Initiation Fee | 7,579 | 10,760 | 9,488 | 11,317 | 11,053 | 15,650 |
| 40-19-66-466-4217 | Membership-Individual Resident | 180,604 | 103,135 | 206,278 | 120,455 | 177,600 | 178,501 |
| 40-19-66-466-4218 | Membership-Individual Non Res. | 15,075 | 17,232 | 19,483 | 14,873 | 20,000 | 23,144 |
| 40-19-66-466-4219 | Membership-Couple Resident | 94,496 | 91,529 | 120,563 | 87,910 | 130,995 | 132,734 |
| 40-19-66-466-4220 | Membership-Couple Non Resident | 6,281 | 8,217 | 11,871 | 9,071 | 14,000 | 14,537 |
| 40-19-66-466-4221 | Membership-Family Resident | 53,222 | 56,787 | 57,438 | 50,757 | 73,750 | 75,937 |
| 40-19-66-466-4222 | Membership-Senior Resident | 156,677 | 141,129 | 176,811 | 142,625 | 210,325 | 212,069 |
| 40-19-66-466-4223 | Membership-Senior NonResident | 23,879 | 24,045 | 27,634 | 21,820 | 29,998 | 33,401 |
| 40-19-66-466-4224 | Membership-Senior Couple Resid | 57,897 | 59,347 | 66,009 | 51,009 | 78,148 | 79,767 |
| 40-19-66-466-4225 | Membership-Senior Cpl.NonResid | 7,762 | 8,610 | 12,582 | 11,031 | 16,900 | 17,246 |
| 40-19-66-466-4226 | Membership-Junior Resident | 13,365 | 8,412 | 15,432 | 9,074 | 13,200 | 14,357 |
| 40-19-66-466-4227 | Membership-Junior NonResident | 406 | 1,107 | 796 | 962 | 1,100 | 1,587 |
| 40-19-66-466-4228 | Membership-Guest Pass | 22,655 | 17,787 | 26,200 | 15,483 | 19,200 | 20,860 |
| 40-19-66-466-4229 | Miscellaneous Revenue Fit 1rst | 148 | 1,480 | 400 | 926 | 1,000 | 1,200 |
| 40-19-66-466-4230 | Prgrm.Regstr. Massage Therapy | 31,674 | 34,394 | 33,000 | 34,584 | 38,000 | 42,400 |
| 40-19-66-466-4231 | Prgrm.Regstr.Personal Training | 160,442 | 148,238 | 161,400 | 136,884 | 166,000 | 169,200 |
| 40-19-66-466-4232 | Prgrm.Regstr.Aerobics | 32,874 | 34,229 | 33,120 | 22,826 | 34,000 | 34,500 |
| 40-19-66-466-4233 | Prgrm.Regstr.Fitness Programng | 61,543 | 59,105 | 65,446 | 37,611 | 60,000 | 61,658 |
| 40-19-66-466-4234 | Prgrm.Regstr.Walking Club Fees | 0 | 0 | 0 | 0 | 0 | 0 |
| 40-19-66-466-4235 | Prgrm.Regstr.Nutrition Counsln | 700 | 700 | 950 | 902 | 950 | 1,170 |
| 40-19-66-466-4236 | Prgrm.Regstr.Youth Prgrmng | 0 | 0 | 0 | 0 | 0 | 0 |
| 40-19-66-466-4237 | Prgrm.Regstr.Adult Programs | 0 | 0 | 0 | 0 | 0 | 0 |
| 40-19-66-466-4238 | Prgrm.Regstr.Assessments | 0 | 0 | 0 | 0 | 0 | 0 |
| 40-19-66-466-4278 | Prgrm.Registration Pilates | 74,335 | 41,506 | 70,064 | 34,931 | 44,700 | 49,375 |
| 40-19-66-466-4901 | Resale Items | 173 | 39 | 900 | 0 | 0 | 0 |
| 40-19-66-466-4964 | Vending Commissions | 2,638 | 1,894 | 3,000 | 1,012 | 2,000 | 2,400 |
| 40-19-66-466-4990 | Cash Short | 0 | 0 | 0 | 0 | 0 | 0 |
| 40-19-66-466-4992 | Cash Over | 228 | 2 | 0 | 0 | 0 | 0 |
| TOTAL General | | 1,048,471 | 906,291 | 1,163,931 | 853,188 | 1,192,719 | 1,236,141 |
| TOTAL Fitness First!! | | 1,048,471 | 906,291 | 1,163,931 | 853,188 | 1,192,719 | 1,236,141 |

FUND: Revenue Facilities

| ACCOUNT NUMBER | ACCOUNT DESCRIPTION | --2017-- ACTUAL | --2018-- ACTUAL | ----- BUDGETED | 2019 8 MO. ACTUAL | ----- PROJECTED | --2020-- REQUESTED BUDGET |
|----------------------|-------------------------------|--------------------|--------------------|-------------------|-------------------------|--------------------|---------------------------------|
| Weber Leisure Center | | | | | | | |
| Final Camp Fling | | | | | | | |
| Fitness First!! | | | | | | | |
| General | | | | | | | |
| 40-19-66-466-5008 | S&W Manager | 34,410 | 41,730 | 40,392 | 25,863 | 40,392 | 41,604 |
| 40-19-66-466-5020 | S&W Program Instructors | 41,641 | 44,046 | 48,330 | 33,162 | 45,000 | 46,472 |
| 40-19-66-466-5059 | S&W Member Services Staff | 188,145 | 151,855 | 129,118 | 88,460 | 126,000 | 129,914 |
| 40-19-66-466-5064 | S&W Massage Therapists | 21,896 | 24,963 | 23,100 | 18,605 | 24,500 | 28,000 |
| 40-19-66-466-5065 | S&W Personal Trainers | 114,656 | 130,663 | 114,827 | 100,749 | 132,000 | 134,008 |
| 40-19-66-466-5066 | S&W Aerobics Trainers | 157,663 | 153,710 | 146,367 | 95,832 | 145,000 | 148,044 |
| 40-19-66-466-5067 | S&W Fitness Professionals | 175 | 0 | 0 | 0 | 0 | 0 |
| 40-19-66-466-5068 | S&W Nutritionist | 0 | 0 | 665 | 0 | 490 | 665 |
| 40-19-66-466-5069 | S&W Maintenance Allocation | 10,000 | 10,000 | 6,000 | 6,664 | 6,000 | 6,000 |
| 40-19-66-466-5078 | S&W Pilates Instructors | 38,265 | 40,696 | 49,044 | 22,581 | 32,500 | 34,562 |
| 40-19-66-466-5115 | C/S Computer Expense | 185 | 224 | 1,000 | 0 | 265 | 0 |
| 40-19-66-466-5120 | C/S Subscription & Dues | 5,553 | 1,944 | 5,639 | 0 | 5,639 | 5,639 |
| 40-19-66-466-5125 | C/S Printing & Postage | 37 | 0 | 100 | 0 | 0 | 0 |
| 40-19-66-466-5127 | C/S Marketing Allocation | 4,467 | 5,735 | 3,715 | 725 | 1,874 | 2,257 |
| 40-19-66-466-5130 | C/S Uniforms/Safety Shoes | 872 | 2,167 | 1,165 | 800 | 1,100 | 1,490 |
| 40-19-66-466-5131 | C/S Towels & Laundry | 4,181 | 9,135 | 7,328 | 5,436 | 7,328 | 9,728 |
| 40-19-66-466-5142 | C/S Facility Rentals | 200 | 0 | 0 | 24 | 0 | 0 |
| 40-19-66-466-5150 | C/S Training Expense | 2,799 | 1,215 | 2,390 | 1,023 | 2,300 | 2,390 |
| 40-19-66-466-5157 | C/S Security | 0 | 0 | 0 | 0 | 0 | 0 |
| 40-19-66-466-5165 | C/S Instructors NOP | 0 | 0 | 0 | 593 | 950 | 1,020 |
| 40-19-66-466-5185 | C/S Misc. Service Contracts | 34,320 | 36,152 | 37,404 | 26,104 | 37,404 | 37,404 |
| 40-19-66-466-5201 | Electricity | 11,848 | 9,511 | 10,187 | 6,646 | 10,326 | 9,912 |
| 40-19-66-466-5203 | Water | 10,392 | 6,383 | 9,360 | 7,603 | 9,964 | 10,850 |
| 40-19-66-466-5205 | Natural Gas | 4,924 | 4,854 | 4,332 | 2,254 | 5,060 | 5,059 |
| 40-19-66-466-5206 | Security Alarm Service | 0 | 0 | 0 | 0 | 0 | 0 |
| 40-19-66-466-5207 | Communication | 4,319 | 4,365 | 4,464 | 2,937 | 5,004 | 5,004 |
| 40-19-66-466-5320 | G&A General Administrative | 0 | 0 | 240 | 0 | 200 | 240 |
| 40-19-66-466-5350 | G&A Employee Benefits | 591 | 634 | 492 | 587 | 650 | 677 |
| 40-19-66-466-5412 | M&S Program Supplies | 3,541 | 4,637 | 1,470 | 1,146 | 1,470 | 1,470 |
| 40-19-66-466-5430 | M&S Pool Chemicals | 217 | 0 | 0 | 0 | 0 | 0 |
| 40-19-66-466-5431 | M&S Locker Room Supplies | 17,613 | 13,366 | 15,800 | 6,268 | 15,800 | 15,800 |
| 40-19-66-466-5438 | M&S Maintenance Supplies | 1,263 | 976 | 2,460 | 255 | 2,000 | 2,460 |
| 40-19-66-466-5443 | M&S Prgrm.Supply-Spcl.Events | 2,778 | 302 | 2,000 | 95 | 1,500 | 2,000 |
| 40-19-66-466-5451 | M&S Prgrm.Supply-Walking Club | 0 | 0 | 0 | 0 | 0 | 0 |
| 40-19-66-466-5470 | M&S Office Supplies | 245 | 694 | 400 | 69 | 400 | 400 |
| 40-19-66-466-5490 | M&S Resale Items | 0 | 0 | 375 | 0 | 0 | 0 |
| 40-19-66-466-5501 | E&R Office Equipment | 0 | 0 | 0 | 0 | 0 | 0 |
| 40-19-66-466-5502 | E&R Office Furniture | 450 | 185 | 200 | 233 | 233 | 200 |

DATE: 03/05/2019
 TIME: 17:12:38
 ID: BP430000.WOW

SKOKIE PARK DISTRICT
 DETAILED BUDGET REPORT

FUND: Revenue Facilities

| ACCOUNT NUMBER | ACCOUNT DESCRIPTION | --2017-- ACTUAL | --2018-- ACTUAL | BUDGETED | 2019 8 MO. ACTUAL | PROJECTED | --2020-- REQUESTED BUDGET |
|-----------------------|----------------------------|--------------------|--------------------|----------|-------------------------|-----------|---------------------------------|
| Weber Leisure Center | | | | | | | |
| EXPENSES | | | | | | | |
| Fitness First!! | | | | | | | |
| General | | | | | | | |
| 40-19-66-466-5555 | E&R Repairs & Replacements | 23,100 | 35,742 | 30,600 | 22,753 | 30,600 | 34,700 |
| 40-19-66-466-5589 | E&R Equipment Replacement | 0 | 0 | 0 | 229 | 0 | 0 |
| 40-19-66-466-5899 | Transfer Out | 0 | 0 | 0 | 0 | 0 | 0 |
| TOTAL General | | 740,746 | 735,884 | 698,964 | 477,696 | 691,949 | 717,969 |
| TOTAL Fitness First!! | | 740,746 | 735,884 | 698,964 | 477,696 | 691,949 | 717,969 |

**SKATIUM
SUMMARY AND ADMINISTRATION**

03/05/19 Skokie Park District
 FY 2019/2020 Budget Analysis
 Revenue Facilities Fund
 Skatium

| Fund/Ctr/Acty | FY 2019 Budget | FY 2019 8 Months Actual | FY 2019 Projected Year End | FY 2020 Budget |
|-------------------------|-------------------|----------------------------|-------------------------------|-------------------|
| 402010 General | | | | |
| Rev | 1,100 | (58) | 1,319 | 1,100 |
| Exp | 805,150 | 467,509 | 792,599 | 813,511 |
| Net | (804,050) | (467,567) | (791,280) | (812,411) |
| 402079 Figure Skating | | | | |
| Rev | 524,030 | 367,169 | 603,818 | 522,714 |
| Exp | 348,831 | 198,488 | 375,046 | 331,628 |
| Net | 175,199 | 168,681 | 228,772 | 191,086 |
| 402080 Open Activity | | | | |
| Rev | 56,744 | 28,773 | 52,912 | 50,229 |
| Exp | 18,650 | 9,414 | 14,350 | 18,650 |
| Net | 38,094 | 19,359 | 38,562 | 31,579 |
| 402081 Ice Rink Leagues | | | | |
| Rev | 62,075 | 27,319 | 45,000 | 63,200 |
| Exp | 13,126 | 5,063 | 12,702 | 12,702 |
| Net | 48,949 | 22,256 | 32,298 | 50,498 |
| 402082 Hockey Classes | | | | |
| Rev | 273,918 | 159,298 | 204,220 | 211,905 |
| Exp | 136,125 | 104,454 | 130,365 | 155,596 |
| Net | 137,793 | 54,844 | 73,855 | 56,309 |
| 402083 Hockey Leagues | | | | |
| Rev | 386,265 | 292,350 | 314,291 | 337,105 |
| Exp | 157,665 | 67,386 | 126,408 | 131,391 |
| Net | 228,600 | 224,964 | 187,883 | 205,714 |
| 402084 Ice Rink rentals | | | | |
| Rev | 491,122 | 286,513 | 453,800 | 427,290 |
| Exp | 10,995 | 3,802 | 5,849 | 10,995 |
| Net | 480,127 | 282,711 | 447,951 | 416,295 |
| 402088 Other | | | | |
| Rev | 25,465 | 4,053 | 8,015 | 7,100 |
| Exp | 18,925 | 778 | 2,250 | 3,100 |
| Net | 6,540 | 3,275 | 5,765 | 4,000 |
| Total Fund 40: Skatium: | | | | |
| Rev | 1,820,719 | 1,165,417 | 1,683,375 | 1,620,643 |
| Exp | 1,509,467 | 856,894 | 1,459,569 | 1,477,573 |
| Net | 311,252 | 308,523 | 223,806 | 143,070 |

3/5/2019

Skokie Park District
FY 2019/2020 Budget Analysis
Revenue Facilities Fund

| Fund/Ctr/Acty | FY 2019 Budget | FY 2019 8 Month Actual | FY 2019 Projected Year End | FY 2020 Budget |
|-------------------------------|-------------------|---------------------------|-------------------------------|-------------------|
| 402010 Skatium Administration | | | | |
| <u>REVENUES:</u> | | | | |
| Miscellaneous Revenue | 1,100 | (58) | 1,319 | 1,100 |
| Total Revenues: | 1,100 | (58) | 1,319 | 1,100 |
| <u>EXPENSES:</u> | | | | |
| Salary & Wages: | 371,597 | 230,980 | 357,216 | 369,048 |
| Contract Services: | 64,605 | 49,732 | 76,873 | 75,745 |
| Utilities: | 193,361 | 109,769 | 194,895 | 194,471 |
| General & Administration | 61,288 | 38,647 | 52,000 | 55,348 |
| Material & Supplies: | 13,975 | 6,756 | 13,975 | 13,975 |
| Equipment & Repairs: | 100,324 | 31,625 | 97,640 | 104,924 |
| Total Expenses: | 805,150 | 467,509 | 792,599 | 813,511 |
| Net Revenues - Expenses | (804,050) | (467,567) | (791,280) | (812,411) |

DATE: 03/05/2019
 TIME: 17:13:30
 ID: BP430000.WOW

SKOKIE PARK DISTRICT
 DETAILED BUDGET REPORT

FUND: Revenue Facilities

| ACCOUNT NUMBER | ACCOUNT DESCRIPTION | --2017-- ACTUAL | --2018-- ACTUAL | ----- BUDGETED | 2019 8 MO. ACTUAL | ----- PROJECTED | --2020-- REQUESTED BUDGET |
|----------------------|--------------------------|--------------------|--------------------|-------------------|-------------------------|--------------------|---------------------------------|
| ----- | | | | | | | 0 |
| BEGINNING BALANCE | | | | | | | |
| Skatium | | | | | | | |
| REVENUES | | | | | | | |
| Administration | | | | | | | |
| General | | | | | | | |
| 40-20-10-402-4900 | Miscellaneous Revenue | 0 | 0 | 0 | 0 | 0 | 0 |
| 40-20-10-402-4962 | PayPhone Commissions | 0 | 0 | 0 | 0 | 0 | 0 |
| 40-20-10-402-4964 | Food/Vending Commissions | 0 | 0 | 0 | 0 | 0 | 0 |
| 40-20-10-402-4990 | Cash Short | (1) | 28 | 0 | 0 | 0 | 0 |
| 40-20-10-402-4991 | Brick Sales | 0 | 0 | 0 | 100 | 100 | 0 |
| 40-20-10-402-4992 | Cash Over | 527 | (436) | 0 | (158) | 119 | 0 |
| 40-20-10-402-4999 | Transfers In | 5,800 | 2,600 | 1,100 | 0 | 1,100 | 1,100 |
| ----- | | | | | | | |
| TOTAL General | | 6,326 | 2,192 | 1,100 | (58) | 1,319 | 1,100 |
| TOTAL Administration | | 6,326 | 2,192 | 1,100 | (58) | 1,319 | 1,100 |

FUND: Revenue Facilities

| ACCOUNT NUMBER | ACCOUNT DESCRIPTION | --2017-- | --2018-- | 2019 | | --2020-- | |
|-------------------------|-------------------------------|-----------|-----------|-----------|--------------|-----------|------------------|
| | | ACTUAL | ACTUAL | BUDGETED | 8 MO. ACTUAL | PROJECTED | REQUESTED BUDGET |
| Skatium | | | | | | | |
| Ice Rink Other | | | | | | | |
| TOTAL REVENUES: Skatium | | 1,753,483 | 1,698,075 | 1,820,719 | 1,165,417 | 1,683,375 | 1,620,643 |
| EXPENSES | | | | | | | |
| Administration | | | | | | | |
| General | | | | | | | |
| 40-20-10-402-5010 | S&W Supervisors | 50,726 | 55,450 | 54,116 | 36,420 | 54,116 | 55,740 |
| 40-20-10-402-5012 | S&W Supervisors P T | 54,036 | 52,058 | 64,625 | 29,943 | 60,000 | 59,962 |
| 40-20-10-402-5015 | S&W Supervisor Skatium/GolfCr | 89,347 | 80,934 | 85,000 | 58,323 | 87,100 | 89,713 |
| 40-20-10-402-5040 | S&W Office Staff | 83,148 | 84,415 | 90,433 | 55,125 | 86,000 | 81,925 |
| 40-20-10-402-5060 | S&W Maintenance Staff | 68,282 | 65,098 | 65,423 | 43,169 | 58,000 | 66,708 |
| 40-20-10-402-5069 | S&W Maintenance Allocation | 12,000 | 12,000 | 12,000 | 8,000 | 12,000 | 15,000 |
| 40-20-10-402-5115 | C/S Computer Expense | 341 | 5,445 | 3,800 | 355 | 3,800 | 2,200 |
| 40-20-10-402-5120 | C/S Subscriptions & Dues | 902 | 206 | 975 | 0 | 975 | 1,125 |
| 40-20-10-402-5125 | C/S Printing & Postage | 164 | 1,084 | 625 | 749 | 625 | 625 |
| 40-20-10-402-5127 | C/S Marketing Allocation | 9,400 | 7,389 | 9,534 | 2,769 | 8,534 | 8,034 |
| 40-20-10-402-5130 | C/S Uniforms/Safety Shoes | 0 | 68 | 590 | 0 | 590 | 590 |
| 40-20-10-402-5145 | C/S Rubbish removal | 3,374 | 3,589 | 3,325 | 2,320 | 3,325 | 3,325 |
| 40-20-10-402-5150 | C/S Training Expenses | 0 | 0 | 800 | 3,024 | 3,024 | 3,590 |
| 40-20-10-402-5157 | C/S Security | 0 | 0 | 0 | 0 | 0 | 0 |
| 40-20-10-402-5185 | C/S Misc. Service Contracts | 30,671 | 35,808 | 43,956 | 40,515 | 55,000 | 55,256 |
| 40-20-10-402-5190 | C/S Carpet Cleaning | 867 | 618 | 1,000 | 0 | 1,000 | 1,000 |
| 40-20-10-402-5201 | Electricity | 137,342 | 135,900 | 143,635 | 83,571 | 141,325 | 140,522 |
| 40-20-10-402-5203 | Water | 12,580 | 13,136 | 14,265 | 6,795 | 13,324 | 14,150 |
| 40-20-10-402-5205 | Natural Gas | 32,789 | 32,091 | 28,465 | 14,799 | 33,250 | 33,245 |
| 40-20-10-402-5206 | Security Alarm Service | 1,315 | 1,518 | 1,380 | 941 | 1,380 | 1,380 |
| 40-20-10-402-5207 | Communication | 4,277 | 4,843 | 5,616 | 3,663 | 5,616 | 5,174 |
| 40-20-10-402-5320 | G&A General Administrative | 0 | 0 | 0 | 73 | 0 | 0 |
| 40-20-10-402-5350 | G&A Employee Benefits | 56,862 | 54,375 | 61,288 | 38,574 | 52,000 | 55,348 |
| 40-20-10-402-5412 | M&S Program Supplies | 1,482 | 4,083 | 4,375 | 750 | 4,375 | 4,375 |
| 40-20-10-402-5438 | M&S Maintenance Supplies | 7,712 | 10,808 | 9,000 | 5,933 | 9,000 | 9,000 |
| 40-20-10-402-5464 | M&S Vending Commissions | 0 | 0 | 0 | 0 | 0 | 0 |
| 40-20-10-402-5470 | M&S Office Supplies | 638 | 215 | 600 | 73 | 600 | 600 |
| 40-20-10-402-5500 | E&R Copier Equipment | 2,833 | 2,636 | 2,640 | 1,537 | 2,640 | 2,640 |
| 40-20-10-402-5539 | E&R Gasoline/Diesel Fuel | 0 | 0 | 0 | 0 | 0 | 0 |
| 40-20-10-402-5555 | E&R Repairs & Replacements | 45,052 | 17,571 | 40,000 | 6,772 | 40,000 | 25,000 |
| 40-20-10-402-5559 | E&R Ice Machine Maint/Repairs | 2,258 | 6,985 | 8,000 | 1,955 | 8,000 | 8,000 |
| 40-20-10-402-5560 | E&R Ice Machine Knives/Blades | 2,265 | 2,339 | 2,884 | 811 | 2,000 | 2,884 |
| 40-20-10-402-5561 | E&R Refrigeration Repairs | 6,717 | 54,378 | 11,900 | 14,332 | 30,000 | 29,300 |
| 40-20-10-402-5565 | E&R Major Repairs | 16,119 | 33,658 | 34,900 | 6,218 | 15,000 | 37,100 |
| 40-20-10-402-5899 | Transfers Out | 0 | 0 | 0 | 0 | 0 | 0 |
| TOTAL General | | 733,499 | 778,698 | 805,150 | 467,509 | 792,599 | 813,511 |
| TOTAL Administration | | 733,499 | 778,698 | 805,150 | 467,509 | 792,599 | 813,511 |

FIGURE SKATING

3/5/2019

Skokie Park District
FY 2019/2020 Budget Analysis
Revenue Facilities Fund

| Fund/Ctr/Acty | FY 2019 Budget | FY 2019 8 Month Actual | FY 2019 Projected Year End | FY 2020 Budget |
|-------------------------------|-------------------|---------------------------|-------------------------------|-------------------|
| 402079 Skatium Figure Skating | | | | |
| <u>REVENUES:</u> | | | | |
| Registrations | 381,130 | 208,837 | 381,587 | 378,014 |
| Rink Rental Practice | 72,000 | 64,148 | 83,067 | 76,000 |
| Miscellaneous Revenue | 70,900 | 94,184 | 139,164 | 68,700 |
| Total Revenues: | 524,030 | 367,169 | 603,818 | 522,714 |
| <u>EXPENSES:</u> | | | | |
| Salary & Wages: | 267,231 | 135,072 | 231,483 | 247,878 |
| Contract Services: | 8,250 | 1,212 | 9,462 | 9,500 |
| Utilities: | 0 | 0 | 0 | 0 |
| General & Administrati | 0 | 0 | 0 | 0 |
| Material & Supplies: | 73,350 | 62,204 | 134,101 | 74,250 |
| Equipment & Repairs: | 0 | 0 | | 0 |
| Total Expenses: | 348,831 | 198,488 | 375,046 | 331,628 |
| Net Revenues - Expenses | 175,199 | 168,681 | 228,772 | 191,086 |

SKOKIE PARK DISTRICT
 DETAILED BUDGET REPORT

FUND: Revenue Facilities

| ACCOUNT NUMBER | ACCOUNT DESCRIPTION | --2017-- ACTUAL | --2018-- ACTUAL | ----- BUDGETED | 2019 8 MO. ACTUAL | ----- PROJECTED | --2020-- REQUESTED BUDGET |
|--------------------------------|---------------------------------|--------------------|--------------------|-------------------|-------------------------|--------------------|---------------------------------|
| Skatium | | | | | | | |
| Administration | | | | | | | |
| Figure Skating | | | | | | | |
| Basic Skills Competition | | | | | | | |
| 40-20-79-272-4241 | Registrations-Basic Skills Com | 18,757 | 19,412 | 18,800 | 1,126 | 15,800 | 15,800 |
| 40-20-79-272-4242 | Basic Skills Prog.Sales&Engrvng | 0 | 0 | 1,500 | 80 | 900 | 900 |
| TOTAL Basic Skills Competition | | 18,757 | 19,412 | 20,300 | 1,206 | 16,700 | 16,700 |
| General | | | | | | | |
| 40-20-79-479-4239 | ISIA Testing | 0 | 0 | 0 | 0 | 0 | 0 |
| 40-20-79-479-4900 | Misc. Revenue | 5,579 | 3,167 | 4,500 | 1,544 | 3,000 | 3,000 |
| 40-20-79-479-4908 | F/S Headgear | 27 | 4 | 0 | 0 | 0 | 0 |
| 40-20-79-479-4918 | Misc. Rev. Skate America Tikts | 9,643 | 0 | 0 | 0 | 0 | 0 |
| TOTAL General | | 15,249 | 3,171 | 4,500 | 1,544 | 3,000 | 3,000 |
| Classes Tots | | | | | | | |
| 40-20-79-480-4240 | Classes-Tots | 58,499 | 53,077 | 67,476 | 25,114 | 60,000 | 51,802 |
| TOTAL Classes Tots | | 58,499 | 53,077 | 67,476 | 25,114 | 60,000 | 51,802 |
| Classes Alpha-Delta | | | | | | | |
| 40-20-79-481-4240 | Classes-Alpha thru Delta | 201,000 | 200,556 | 221,017 | 99,406 | 200,000 | 198,935 |
| TOTAL Classes Alpha-Delta | | 201,000 | 200,556 | 221,017 | 99,406 | 200,000 | 198,935 |
| Classes Frestyle | | | | | | | |
| 40-20-79-482-4240 | Classes-Freestyle | 71,619 | 80,014 | 72,337 | 63,224 | 85,000 | 85,577 |
| TOTAL Classes Frestyle | | 71,619 | 80,014 | 72,337 | 63,224 | 85,000 | 85,577 |
| Classes Power Skating | | | | | | | |
| 40-20-79-483-4240 | Classes-Power Skating | 10,986 | 3,873 | 0 | 0 | 0 | 0 |
| TOTAL Classes Power Skating | | 10,986 | 3,873 | 0 | 0 | 0 | 0 |
| Scooter Camp | | | | | | | |
| 40-20-79-484-4240 | Classes Scooter Camp | 0 | 0 | 0 | 19,887 | 19,887 | 25,000 |
| TOTAL Scooter Camp | | 0 | 0 | 0 | 19,887 | 19,887 | 25,000 |

SKOKIE PARK DISTRICT
 DETAILED BUDGET REPORT

FUND: Revenue Facilities

| ACCOUNT NUMBER | ACCOUNT DESCRIPTION | --2017-- ACTUAL | --2018-- ACTUAL | ----- BUDGETED | 2019 8 MO. ACTUAL | ----- PROJECTED | --2020-- REQUESTED BUDGET |
|--------------------------------|--------------------------------|--------------------|--------------------|-------------------|-------------------------|--------------------|---------------------------------|
| Skatium | | | | | | | |
| Figure Skating | | | | | | | |
| Classes Interpretive | | | | | | | |
| 40-20-79-485-4240 | Classes-Interpretive | 3,900 | 3,092 | 0 | 0 | 0 | 0 |
| TOTAL Classes Interpretive | | 3,900 | 3,092 | 0 | 0 | 0 | 0 |
| Classes Adult | | | | | | | |
| 40-20-79-486-4240 | Classes-Adult | 0 | 868 | 0 | 0 | 0 | 0 |
| TOTAL Classes Adult | | 0 | 868 | 0 | 0 | 0 | 0 |
| All American Competition | | | | | | | |
| 40-20-79-487-4241 | Registrations-A.A.C. | 0 | 0 | 0 | 0 | 0 | 0 |
| 40-20-79-487-4242 | A.A.C. Program Sales | 0 | 1,056 | 0 | 10 | 0 | 0 |
| 40-20-79-487-4911 | Misc. Revenue A.A.C. | 0 | 0 | 0 | 0 | 0 | 0 |
| TOTAL All American Competition | | 0 | 1,056 | 0 | 10 | 0 | 0 |
| Practice Time | | | | | | | |
| 40-20-79-488-4302 | Main Rink P & FS Non Prime Tme | 102 | 0 | 0 | 95 | 0 | 0 |
| 40-20-79-488-4303 | Main Rink P & FS Prime Time | 71,063 | 64,572 | 72,000 | 56,987 | 76,000 | 76,000 |
| 40-20-79-488-4304 | Practice Pass | 0 | 0 | 0 | 0 | 0 | 0 |
| 40-20-79-488-4305 | Summer P & FS | 2,158 | 9,158 | 0 | 7,066 | 7,067 | 0 |
| TOTAL Practice Time | | 73,323 | 73,730 | 72,000 | 64,148 | 83,067 | 76,000 |
| Ice Show | | | | | | | |
| 40-20-79-489-4405 | Ice Show Admissions | 30,718 | 27,900 | 26,200 | 26,883 | 53,083 | 26,200 |
| 40-20-79-489-4908 | Ice Show Shirts | 3,827 | 3,417 | 2,250 | 7,667 | 9,917 | 2,250 |
| 40-20-79-489-4909 | Ice Show Costumes | 36,554 | 37,341 | 35,750 | 56,288 | 70,272 | 35,750 |
| 40-20-79-489-4910 | Misc. Revenue Ice Show | 2,174 | 2,223 | 2,200 | 1,392 | 2,892 | 1,500 |
| 40-20-79-489-4999 | Transfers In | 0 | 0 | 0 | 400 | 0 | 0 |
| TOTAL Ice Show | | 73,273 | 70,881 | 66,400 | 92,630 | 136,164 | 65,700 |
| Superstars Ice Show | | | | | | | |
| 40-20-79-503-4415 | Superstars Ice Show Admissions | 0 | 0 | 0 | 0 | 0 | 0 |
| 40-20-79-503-4915 | Superstars Ice Show Shirts/Cos | 0 | 0 | 0 | 0 | 0 | 0 |
| 40-20-79-503-4916 | Superstars Ice Show Misc.Reven | 0 | 0 | 0 | 0 | 0 | 0 |
| TOTAL Superstars Ice Show | | 0 | 0 | 0 | 0 | 0 | 0 |
| TOTAL Figure Skating | | 526,606 | 509,730 | 524,030 | 367,169 | 603,818 | 522,714 |

SKOKIE PARK DISTRICT
 DETAILED BUDGET REPORT

FUND: Revenue Facilities

| ACCOUNT NUMBER | ACCOUNT DESCRIPTION | --2017-- ACTUAL | --2018-- ACTUAL | ----- BUDGETED | 2019 8 MO. ACTUAL | ----- PROJECTED | --2020-- REQUESTED BUDGET |
|--------------------------------|--------------------------------|--------------------|--------------------|-------------------|-------------------------|--------------------|---------------------------------|
| Skatium | | | | | | | |
| Administration | | | | | | | |
| Figure Skating | | | | | | | |
| Basic Skills Competition | | | | | | | |
| 40-20-79-272-5120 | C/S Memberships & Dues B.S.C. | 0 | 220 | 0 | 231 | 231 | 250 |
| 40-20-79-272-5412 | M&S Program Supply B.S.C. | 3,460 | 4,498 | 4,100 | 0 | 4,100 | 4,100 |
| 40-20-79-272-5489 | M&S Awards | 4,191 | 4,900 | 4,500 | 0 | 4,500 | 4,500 |
| TOTAL Basic Skills Competition | | 7,651 | 9,618 | 8,600 | 231 | 8,831 | 8,850 |
| General | | | | | | | |
| 40-20-79-479-5010 | S&W Supervisors | 22,385 | 23,760 | 25,000 | 17,905 | 24,000 | 25,000 |
| 40-20-79-479-5016 | S&W Supervisor-Figure Skating | 90,686 | 96,438 | 93,366 | 28,769 | 57,000 | 71,065 |
| 40-20-79-479-5020 | S/W Instructors | 120,852 | 113,657 | 123,570 | 53,526 | 112,000 | 108,598 |
| 40-20-79-479-5070 | S&W Attendants/Cashiers | 13,188 | 11,110 | 15,217 | 8,341 | 12,000 | 13,137 |
| 40-20-79-479-5120 | C/S Memberships and Dues | 9,569 | 9,922 | 8,250 | 0 | 8,250 | 8,250 |
| 40-20-79-479-5125 | C/S Printing & Advertising | 90 | 15 | 0 | 0 | 0 | 0 |
| 40-20-79-479-5157 | C/S Security | 0 | 0 | 0 | 0 | 0 | 0 |
| 40-20-79-479-5164 | C/S ADA Compliance Instructors | 0 | 0 | 0 | 0 | 0 | 0 |
| 40-20-79-479-5412 | M&S Program Supply | 6,504 | 11,118 | 9,950 | 990 | 9,950 | 9,950 |
| 40-20-79-479-5452 | M&S Costumes | 0 | 0 | 0 | 0 | 0 | 0 |
| 40-20-79-479-5454 | M&S Prgm Spply Skate Amer Tick | 13,715 | 0 | 0 | 0 | 0 | 0 |
| TOTAL General | | 276,989 | 266,020 | 275,353 | 109,531 | 223,200 | 236,000 |
| Classes Freestyle | | | | | | | |
| 40-20-79-482-5020 | S&W Instructors Ice Show | 9,914 | 8,972 | 10,078 | 9,588 | 9,588 | 10,078 |
| TOTAL Classes Freestyle | | 9,914 | 8,972 | 10,078 | 9,588 | 9,588 | 10,078 |
| Scooter Camp | | | | | | | |
| 40-20-79-484-5019 | S&W Instructors-Camp | 0 | 0 | 0 | 16,895 | 16,895 | 20,000 |
| 40-20-79-484-5112 | C/S Transportation/Admissions | 0 | 0 | 0 | 981 | 981 | 1,000 |
| 40-20-79-484-5412 | M&S Prgm.Supply-Scooter Camp | 0 | 0 | 0 | 895 | 840 | 900 |
| TOTAL Scooter Camp | | 0 | 0 | 0 | 18,771 | 18,716 | 21,900 |
| All American Competition | | | | | | | |
| 40-20-79-487-5039 | S&W Leaders-A.A.C. | 5,069 | 3,394 | 0 | 48 | 0 | 0 |
| 40-20-79-487-5120 | C/S Dues A.A.C. | 0 | 0 | 0 | 0 | 0 | 0 |
| 40-20-79-487-5125 | C/S Printing/Adv. A.A.C. | 164 | 0 | 0 | 0 | 0 | 0 |
| 40-20-79-487-5172 | C/S Officials-A.A.C. | 0 | 0 | 0 | 0 | 0 | 0 |

DATE: 03/05/2019
 TIME: 17:13:30
 ID: BP430000.WOW

SKOKIE PARK DISTRICT
 DETAILED BUDGET REPORT

FUND: Revenue Facilities

| ACCOUNT NUMBER | ACCOUNT DESCRIPTION | --2017-- ACTUAL | --2018-- ACTUAL | ----- BUDGETED | 2019 8 MO. ACTUAL | ----- PROJECTED | --2020-- REQUESTED BUDGET |
|--------------------------------|--------------------------------|--------------------|--------------------|-------------------|-------------------------|--------------------|---------------------------------|
| Skatium | | | | | | | |
| EXPENSES | | | | | | | |
| Figure Skating | | | | | | | |
| All American Competition | | | | | | | |
| 40-20-79-487-5412 | M&S Program Supply-A.A.C. | 0 | 0 | 0 | 0 | 0 | 0 |
| 40-20-79-487-5489 | M&S Awards-A.A.C. | 1,474 | 0 | 0 | 0 | 0 | 0 |
| TOTAL All American Competition | | 6,707 | 3,394 | 0 | 48 | 0 | 0 |
| Ice Show | | | | | | | |
| 40-20-79-489-5020 | S&W Instructors | 0 | 0 | 0 | 0 | 0 | 0 |
| 40-20-79-489-5120 | C/S Dues Ice Show | 0 | 0 | 0 | 0 | 0 | 0 |
| 40-20-79-489-5125 | C/S Printing/Adv.Ice Show | 0 | 130 | 0 | 0 | 0 | 0 |
| 40-20-79-489-5157 | C/S Security | 0 | 0 | 0 | 0 | 0 | 0 |
| 40-20-79-489-5412 | M&S Prgrm.Supply Ice Show | 19,866 | 18,000 | 19,000 | 20,484 | 39,485 | 19,000 |
| 40-20-79-489-5452 | M&S Ice Show-Clothes/Shirts | 1,530 | 728 | 1,125 | 2,375 | 3,500 | 1,125 |
| 40-20-79-489-5453 | M&S Costumes Ice Show | 31,781 | 36,945 | 34,675 | 37,110 | 71,726 | 34,675 |
| TOTAL Ice Show | | 53,177 | 55,803 | 54,800 | 59,969 | 114,711 | 54,800 |
| Superstars Ice Show | | | | | | | |
| 40-20-79-503-5412 | M&S Program Spply.Superstars I | 0 | 0 | 0 | 350 | 0 | 0 |
| 40-20-79-503-5452 | M&S Superstars Ice Show Shirts | 0 | 0 | 0 | 0 | 0 | 0 |
| TOTAL Superstars Ice Show | | 0 | 0 | 0 | 350 | 0 | 0 |
| TOTAL Figure Skating | | 354,438 | 343,807 | 348,831 | 198,488 | 375,046 | 331,628 |

SKATIUM OPEN ACTIVITY

3/5/2019

Skokie Park District
FY 2019/2020 Budget Analysis
Revenue Facilities

| Fund/Ctr/Acty | FY 2019 Budget | FY 2019 8 Month Actual | FY 2019 Projected Year End | FY 2020 Budget |
|--|-------------------|---------------------------|-------------------------------|-------------------|
| 402080 Skatium Open Activity Rink Admissions | | | | |
| <u>REVENUES:</u> | | | | |
| Daily Admissions | 52,015 | 26,481 | 49,500 | 45,500 |
| Season Passes | 4,729 | 2,292 | 3,412 | 4,729 |
| Total Revenues: | 56,744 | 28,773 | 52,912 | 50,229 |
| <u>EXPENSES:</u> | | | | |
| Salary & Wages: | 16,300 | 8,474 | 12,000 | 16,300 |
| Contract Services: | 0 | 0 | 0 | 0 |
| Utilities: | 0 | 0 | 0 | 0 |
| General & Administration | 0 | 0 | 0 | 0 |
| Material & Supplies: | 2,350 | 940 | 2,350 | 2,350 |
| Equipment & Repairs: | 0 | 0 | 0 | 0 |
| Total Expenses: | 18,650 | 9,414 | 14,350 | 18,650 |
| Net Revenues - Expenses | 38,094 | 19,359 | 38,562 | 31,579 |

DATE: 03/05/2019
 TIME: 17:13:30
 ID: BP430000.WOW

SKOKIE PARK DISTRICT
 DETAILED BUDGET REPORT

FUND: Revenue Facilities

| ACCOUNT NUMBER | ACCOUNT DESCRIPTION | --2017-- ACTUAL | --2018-- ACTUAL | BUDGETED | 2019 8 MO. ACTUAL | 2019 PROJECTED | --2020-- REQUESTED BUDGET |
|---------------------|--------------------------------|--------------------|--------------------|----------|-------------------------|-------------------|---------------------------------|
| ----- | | | | | | | |
| Skatium | | | | | | | |
| Figure Skating | | | | | | | |
| Open Activity | | | | | | | |
| General | | | | | | | |
| 40-20-80-490-4406 | Daily Admissions-Adult | 20,601 | 21,822 | 22,000 | 9,974 | 20,000 | 18,000 |
| 40-20-80-490-4407 | Daily Admission Child | 29,882 | 33,775 | 30,015 | 16,507 | 29,500 | 27,500 |
| 40-20-80-490-4408 | Season Pass- Student Resident | 455 | 480 | 350 | 145 | 280 | 350 |
| 40-20-80-490-4409 | Season Pass-Adult Resident | 85 | 339 | 270 | 170 | 270 | 270 |
| 40-20-80-490-4410 | Season Pass-Family Resident | 1,835 | 1,050 | 1,860 | 555 | 1,550 | 1,860 |
| 40-20-80-490-4411 | Season Pass-Student Non-Resdnt | 326 | 244 | 261 | 87 | 87 | 261 |
| 40-20-80-490-4412 | Season Pass-Adult NonResident | 524 | 550 | 481 | 623 | 513 | 481 |
| 40-20-80-490-4413 | Season Pass-Family NonResident | 1,086 | 653 | 1,507 | 712 | 712 | 1,507 |
| 40-20-80-490-4424 | Season Pass-Premier | 0 | 0 | 0 | 0 | 0 | 0 |
| ----- | | | | | | | |
| TOTAL General | | 54,794 | 58,913 | 56,744 | 28,773 | 52,912 | 50,229 |
| TOTAL Open Activity | | 54,794 | 58,913 | 56,744 | 28,773 | 52,912 | 50,229 |

DATE: 03/05/2019
 TIME: 17:13:30
 ID: BP430000.WOW

SKOKIE PARK DISTRICT
 DETAILED BUDGET REPORT

FUND: Revenue Facilities

| ACCOUNT NUMBER | ACCOUNT DESCRIPTION | --2017-- ACTUAL | --2018-- ACTUAL | BUDGETED | ----- 2019 ----- 8 MO. ACTUAL | ----- PROJECTED ----- | --2020-- REQUESTED BUDGET |
|-------------------|----------------------------|--------------------|--------------------|----------|-------------------------------------|-----------------------|---------------------------------|
| ----- | | | | | | | |
| Skatium | | | | | | | |
| | Figure Skating | | | | | | |
| | Open Activity | | | | | | |
| | General | | | | | | |
| 40-20-80-490-5076 | S&W Guards | 13,892 | 15,389 | 16,300 | 8,474 | 12,000 | 16,300 |
| 40-20-80-490-5125 | C/S Printing & Advertising | 0 | 0 | 0 | 0 | 0 | 0 |
| 40-20-80-490-5412 | M&S Program Supplies | 247 | 1,727 | 2,350 | 940 | 2,350 | 2,350 |
| ----- | | | | | | | |
| TOTAL | General | 14,139 | 17,116 | 18,650 | 9,414 | 14,350 | 18,650 |
| TOTAL | Open Activity | 14,139 | 17,116 | 18,650 | 9,414 | 14,350 | 18,650 |

SKATIUM IN HOUSE LEAGUES

3/5/2019

Skokie Park District
FY 2019/2020 Budget Analysis
Revenue Facilities Fund

| Fund/Ctr/Acty | FY 2019 Budget | FY 2019 8 Month Actual | FY 2019 Projected Year End | FY 2020 Budget |
|---------------------------------------|-------------------|---------------------------|-------------------------------|-------------------|
| 402081 Skatium Hockey In House League | | | | |
| <u>REVENUES:</u> | | | | |
| Registrations | 62,075 | 27,319 | 45,000 | 63,200 |
| Total Revenues: | 62,075 | 27,319 | 45,000 | 63,200 |
| <u>EXPENSES:</u> | | | | |
| Salary & Wages: | 5,202 | 3,232 | 4,902 | 4,902 |
| Contract Services: | 2,624 | 881 | 2,500 | 2,500 |
| Utilities: | 0 | 0 | 0 | 0 |
| General & Administrative: | 0 | 0 | 0 | 0 |
| Material & Supplies: | 5,300 | 950 | 5,300 | 5,300 |
| Equipment & Repairs: | 0 | 0 | 0 | 0 |
| Total Expenses: | 13,126 | 5,063 | 12,702 | 12,702 |
| Net Revenues - Expenses | 48,949 | 22,256 | 32,298 | 50,498 |

DATE: 03/05/2019
 TIME: 17:13:30
 ID: BP430000.WOW

SKOKIE PARK DISTRICT
 DETAILED BUDGET REPORT

FUND: Revenue Facilities

| ACCOUNT NUMBER | ACCOUNT DESCRIPTION | --2017-- ACTUAL | --2018-- ACTUAL | BUDGETED | 2019 8 MO. ACTUAL | 2019 PROJECTED | --2020-- REQUESTED BUDGET |
|------------------------------|--|--------------------|--------------------|----------|-------------------------|-------------------|---------------------------------|
| ----- | | | | | | | |
| Skatium | | | | | | | |
| | Open Activity | | | | | | |
| | Ice Rink Leagues | | | | | | |
| | Skokie In-House League | | | | | | |
| | 40-20-81-491-4243 Hockey Leagues-Skokie In House | 65,540 | 58,727 | 62,075 | 27,319 | 45,000 | 63,200 |
| TOTAL Skokie In-House League | | 65,540 | 58,727 | 62,075 | 27,319 | 45,000 | 63,200 |
| ----- | | | | | | | |
| | Spring League | | | | | | |
| | 40-20-81-492-4243 Hockey Leagues-Spring League | 0 | 0 | 0 | 0 | 0 | 0 |
| | 40-20-81-492-4414 Practice Time Spring League | 0 | 0 | 0 | 0 | 0 | 0 |
| TOTAL Spring League | | 0 | 0 | 0 | 0 | 0 | 0 |
| TOTAL Ice Rink Leagues | | 65,540 | 58,727 | 62,075 | 27,319 | 45,000 | 63,200 |

DATE: 03/05/2019
 TIME: 17:13:30
 ID: BP430000.WOW

SKOKIE PARK DISTRICT
 DETAILED BUDGET REPORT

FUND: Revenue Facilities

| ACCOUNT NUMBER | ACCOUNT DESCRIPTION | --2017-- ACTUAL | --2018-- ACTUAL | ----- BUDGETED | 2019 8 MO. ACTUAL | ----- PROJECTED | --2020-- REQUESTED BUDGET |
|------------------------------|--------------------------------|--------------------|--------------------|-------------------|-------------------------|--------------------|---------------------------------|
| Skatium | | | | | | | |
| | Open Activity | | | | | | |
| | Ice Rink Leagues | | | | | | |
| | Skokie In-House League | | | | | | |
| 40-20-81-491-5119 | C/S Skokie Teams LeagueFee/SL | 0 | 0 | 0 | 0 | 0 | 0 |
| 40-20-81-491-5172 | C/S Officials In House League | 3,518 | 2,666 | 2,624 | 881 | 2,500 | 2,500 |
| 40-20-81-491-5412 | M&S Prgrm.Supply In House Lgue | 7,394 | 5,525 | 5,000 | 950 | 5,000 | 5,000 |
| 40-20-81-491-5489 | M&S Awards In House League | 0 | 106 | 300 | 0 | 300 | 300 |
| TOTAL Skokie In-House League | | 10,912 | 8,297 | 7,924 | 1,831 | 7,800 | 7,800 |
| Spring League | | | | | | | |
| 40-20-81-492-5010 | S&W Supervisors | 4,790 | 4,803 | 4,902 | 3,232 | 4,902 | 4,902 |
| 40-20-81-492-5013 | S&W Spring League Staff | 0 | 0 | 300 | 0 | 0 | 0 |
| 40-20-81-492-5118 | C/S SprngLgue Regst.USA/AHAI | 0 | 0 | 0 | 0 | 0 | 0 |
| 40-20-81-492-5120 | C/S Subscriptions & Dues | 0 | 0 | 0 | 0 | 0 | 0 |
| 40-20-81-492-5122 | C/S Advertising/Media | 0 | 0 | 0 | 0 | 0 | 0 |
| 40-20-81-492-5125 | C/S Printing & Postage | 0 | 0 | 0 | 0 | 0 | 0 |
| 40-20-81-492-5142 | C/S Facility Rental Spring Lge | 0 | 0 | 0 | 0 | 0 | 0 |
| 40-20-81-492-5172 | C/S Officials Spring League | 0 | 0 | 0 | 0 | 0 | 0 |
| 40-20-81-492-5412 | M&S Prgrm.Supply Spring League | 0 | 0 | 0 | 0 | 0 | 0 |
| 40-20-81-492-5489 | M&S Awards Spring League | 0 | 0 | 0 | 0 | 0 | 0 |
| 40-20-81-492-5800 | Spring League Dividends | 0 | 0 | 0 | 0 | 0 | 0 |
| TOTAL Spring League | | 4,790 | 4,803 | 5,202 | 3,232 | 4,902 | 4,902 |
| TOTAL Ice Rink Leagues | | 15,702 | 13,100 | 13,126 | 5,063 | 12,702 | 12,702 |

SKATIUM HOCKEY CLASSES

3/5/2019

Skokie Park District
 FY 2019/2020 Budget Analysis
 Revenue Facilities Fund

| Fund/Ctr/Acty | FY 2019 Budget | FY 2019 8 Month Actual | FY 2019 Projected Year End | FY 2020 Budget |
|-------------------------------|-------------------|---------------------------|-------------------------------|-------------------|
| 402082 Skatium Hockey Classes | | | | |
| <u>REVENUES:</u> | | | | |
| Registrations | 273,918 | 159,298 | 204,220 | 211,905 |
| Total Revenues: | 273,918 | 159,298 | 204,220 | 211,905 |
| <u>EXPENSES:</u> | | | | |
| Salary & Wages: | 114,588 | 86,154 | 110,418 | 115,846 |
| Contract Services: | 0 | 0 | 0 | 20,000 |
| Utilities: | 0 | 0 | 0 | 0 |
| General & Administrative: | 0 | 0 | 0 | 0 |
| Material & Supplies: | 21,537 | 18,300 | 19,947 | 19,750 |
| Equipment & Repairs: | 0 | 0 | 0 | 0 |
| Total Expenses: | 136,125 | 104,454 | 130,365 | 155,596 |
| Net Revenues - Expenses | 137,793 | 54,844 | 73,855 | 56,309 |

FUND: Revenue Facilities

| ACCOUNT NUMBER | ACCOUNT DESCRIPTION | --2017-- ACTUAL | --2018-- ACTUAL | BUDGETED | 2019 8 MO. ACTUAL | 2019 PROJECTED | --2020-- REQUESTED BUDGET |
|----------------------------|--|--------------------|--------------------|----------|-------------------------|-------------------|---------------------------------|
| Skatium | | | | | | | |
| | Ice Rink Leagues | | | | | | |
| | Hockey Classes | | | | | | |
| | Future Flyers Instr. | | | | | | |
| | 40-20-82-493-4244 Hockey Classes-Future Flyers | 51,808 | 47,717 | 61,500 | 22,039 | 41,000 | 45,300 |
| TOTAL Future Flyers Instr. | | 51,808 | 47,717 | 61,500 | 22,039 | 41,000 | 45,300 |
| | Adult Instructiuon | | | | | | |
| | 40-20-82-494-4244 Hockey Classes-Adult Instructn | 43,638 | 40,325 | 54,648 | 17,811 | 36,000 | 30,690 |
| TOTAL Adult Instructiuon | | 43,638 | 40,325 | 54,648 | 17,811 | 36,000 | 30,690 |
| | Holiday Camp | | | | | | |
| | 40-20-82-495-4244 Hockey Classes-Holiday Camp | 5,596 | 9,480 | 7,200 | 6,862 | 6,862 | 8,100 |
| TOTAL Holiday Camp | | 5,596 | 9,480 | 7,200 | 6,862 | 6,862 | 8,100 |
| | Specialized Clinic | | | | | | |
| | 40-20-82-496-4244 Hockey Classes-Speclzd.Clinic | 9,960 | 5,532 | 10,620 | 7,714 | 7,170 | 8,595 |
| TOTAL Specialized Clinic | | 9,960 | 5,532 | 10,620 | 7,714 | 7,170 | 8,595 |
| | High School Clinic | | | | | | |
| | 40-20-82-497-4244 Hockey Classes-Hi.Schl.Clinic | 0 | 0 | 0 | 0 | 0 | 0 |
| TOTAL High School Clinic | | 0 | 0 | 0 | 0 | 0 | 0 |
| | Summer Day Camp | | | | | | |
| | 40-20-82-498-4244 Hockey Classes-Summer Day Camp | 110,340 | 99,631 | 110,250 | 98,188 | 98,188 | 101,400 |
| TOTAL Summer Day Camp | | 110,340 | 99,631 | 110,250 | 98,188 | 98,188 | 101,400 |
| | Instructional | | | | | | |
| | 40-20-82-499-4244 Hockey Classes-Instructional | 30,927 | 19,251 | 29,700 | 6,684 | 15,000 | 17,820 |
| TOTAL Instructional | | 30,927 | 19,251 | 29,700 | 6,684 | 15,000 | 17,820 |
| | Player/Parent Clinic | | | | | | |
| | 40-20-82-502-4244 Hockey Classes-Player/Parent C | 0 | 0 | 0 | 0 | 0 | 0 |
| TOTAL Player/Parent Clinic | | 0 | 0 | 0 | 0 | 0 | 0 |

DATE: 03/05/2019
 TIME: 17:13:30
 ID: BP430000.WOW

SKOKIE PARK DISTRICT
 DETAILED BUDGET REPORT

FUND: Revenue Facilities

| ACCOUNT NUMBER | ACCOUNT DESCRIPTION | --2017-- ACTUAL | --2018-- ACTUAL | ----- BUDGETED | 2019 8 MO. ACTUAL | ----- PROJECTED | --2020-- REQUESTED BUDGET |
|------------------------|--------------------------------|--------------------|--------------------|-------------------|-------------------------|--------------------|---------------------------------|
| ----- | | | | | | | |
| Skatium | | | | | | | |
| Hockey Classes | | | | | | | |
| Sunday Morning Shining | | | | | | | |
| 40-20-82-504-4244 | Registrations Sunday AM Shinin | 0 | 0 | 0 | 0 | 0 | 0 |
| ----- | | | | | | | |
| TOTAL | Sunday Morning Shining | 0 | 0 | 0 | 0 | 0 | 0 |
| TOTAL | Hockey Classes | 252,269 | 221,936 | 273,918 | 159,298 | 204,220 | 211,905 |

FUND: Revenue Facilities

| ACCOUNT NUMBER | ACCOUNT DESCRIPTION | --2017-- ACTUAL | --2018-- ACTUAL | ----- BUDGETED | 2019 8 MO. ACTUAL | ----- PROJECTED | --2020-- REQUESTED BUDGET |
|-----------------------------|--------------------------------|--------------------|--------------------|-------------------|-------------------------|--------------------|---------------------------------|
| Skatium | | | | | | | |
| | Ice Rink Leagues | | | | | | |
| | Hockey Classes | | | | | | |
| | Future Flyers Instrc. | | | | | | |
| 40-20-82-493-5020 | S&W Instructors-Future Flyers | 15,562 | 12,091 | 16,950 | 5,767 | 10,000 | 13,296 |
| TOTAL Future Flyers Instrc. | | 15,562 | 12,091 | 16,950 | 5,767 | 10,000 | 13,296 |
| | | | | | | | |
| | Adult Instruction | | | | | | |
| 40-20-82-494-5020 | S&W Instructors-Adult Classes | 4,181 | 4,157 | 3,920 | 1,999 | 3,000 | 3,150 |
| TOTAL Adult Instruction | | 4,181 | 4,157 | 3,920 | 1,999 | 3,000 | 3,150 |
| | | | | | | | |
| | Holiday Camp | | | | | | |
| 40-20-82-495-5020 | S&W Instructors-Holiday Camp | 2,645 | 3,984 | 2,288 | 0 | 3,000 | 3,384 |
| 40-20-82-495-5412 | M&S Prgrm.Spply.Holiday Camp | 736 | 736 | 900 | 150 | 1,000 | 1,000 |
| TOTAL Holiday Camp | | 3,381 | 4,720 | 3,188 | 150 | 4,000 | 4,384 |
| | | | | | | | |
| | Specialized Clinic | | | | | | |
| 40-20-82-496-5020 | S&W Instructors-Spclzd.Clinics | 915 | 336 | 1,400 | 1,115 | 1,500 | 1,575 |
| TOTAL Specialized Clinic | | 915 | 336 | 1,400 | 1,115 | 1,500 | 1,575 |
| | | | | | | | |
| | High School Clinic | | | | | | |
| 40-20-82-497-5020 | S&W Instructors Hi-Schl.Clinic | 0 | 0 | 0 | 0 | 0 | 0 |
| 40-20-82-497-5412 | M&S Prgrm.Spply.Hi.Schl.Camp | 0 | 0 | 0 | 0 | 0 | 0 |
| TOTAL High School Clinic | | 0 | 0 | 0 | 0 | 0 | 0 |
| | | | | | | | |
| | Summer Day Camp | | | | | | |
| 40-20-82-498-5020 | S&W Instructors-Summer Camp | 37,824 | 44,480 | 42,000 | 46,300 | 46,300 | 47,160 |
| 40-20-82-498-5142 | C/S Facility Rental Camp | 0 | 0 | 0 | 0 | 0 | 20,000 |
| 40-20-82-498-5412 | M&S Prgrm.Spply.Summer Camp | 18,338 | 19,538 | 18,637 | 17,347 | 17,347 | 16,750 |
| TOTAL Summer Day Camp | | 56,162 | 64,018 | 60,637 | 63,647 | 63,647 | 83,910 |
| | | | | | | | |
| | Instructional | | | | | | |
| 40-20-82-499-5010 | S&W Supervisors | 43,114 | 43,238 | 44,118 | 29,095 | 44,118 | 44,118 |
| 40-20-82-499-5020 | S&W Instructors-Instructional | 0 | 0 | 0 | 0 | 0 | 0 |
| 40-20-82-499-5070 | S&W Attendants/Cashiers | 2,681 | 2,349 | 3,912 | 1,328 | 2,500 | 3,163 |
| 40-20-82-499-5412 | M&S Prgrm.Spply.Instructional | 1,959 | 967 | 800 | 803 | 600 | 800 |

DATE: 03/05/2019
 TIME: 17:13:30
 ID: BP430000.WOW

SKOKIE PARK DISTRICT
 DETAILED BUDGET REPORT

FUND: Revenue Facilities

| ACCOUNT NUMBER | ACCOUNT DESCRIPTION | --2017-- ACTUAL | --2018-- ACTUAL | ----- BUDGETED | 2019 8 MO. ACTUAL | ----- PROJECTED | --2020-- REQUESTED BUDGET |
|------------------------------|--------------------------------|--------------------|--------------------|-------------------|-------------------------|--------------------|---------------------------------|
| Skatium EXPENSES | | | | | | | |
| Hockey Classes | | | | | | | |
| Instructional | | | | | | | |
| 40-20-82-499-5489 | M&S Awards | 0 | 962 | 1,200 | 0 | 1,000 | 1,200 |
| TOTAL Instructional | | 47,754 | 47,516 | 50,030 | 31,226 | 48,218 | 49,281 |
| Player/Parent Clinic | | | | | | | |
| 40-20-82-502-5020 | S&W Instructors Player/Parent | 0 | 0 | 0 | 0 | 0 | 0 |
| 40-20-82-502-5412 | M&S Prgrm.Supply Player/Parent | 0 | 0 | 0 | 0 | 0 | 0 |
| TOTAL Player/Parent Clinic | | 0 | 0 | 0 | 0 | 0 | 0 |
| Sunday Morning Shining | | | | | | | |
| 40-20-82-504-5020 | S&W Instructors | 0 | 50 | 0 | 550 | 0 | 0 |
| 40-20-82-504-5412 | M&S Program Supply SundyamShng | 0 | 0 | 0 | 0 | 0 | 0 |
| TOTAL Sunday Morning Shining | | 0 | 50 | 0 | 550 | 0 | 0 |
| TOTAL Hockey Classes | | 127,955 | 132,888 | 136,125 | 104,454 | 130,365 | 155,596 |

SKATIUM HOCKEY LEAGUES

3/5/2019

Skokie Park District
 FY 2019/2020 Budget Analysis
 Revenue Facilities Fund

| Fund/Ctr/Acty | FY 2019 Budget | FY 2019 8 Month Actual | FY 2019 Projected Year End | FY 2020 Budget |
|-------------------------------|-------------------|---------------------------|-------------------------------|-------------------|
| 402083 Skatium Hockey Leagues | | | | |
| <u>REVENUES:</u> | | | | |
| Registrations | 384,765 | 299,870 | 304,588 | 326,605 |
| Miscellaneous Revenue | 1,500 | (7,520) | 9,703 | 10,500 |
| Total Revenues: | 386,265 | 292,350 | 314,291 | 337,105 |
| <u>EXPENSES:</u> | | | | |
| Salary & Wages: | 59,221 | 36,278 | 59,221 | 59,221 |
| Contract Services: | 60,903 | 24,939 | 44,110 | 42,540 |
| Utilities: | 0 | 0 | 0 | 0 |
| General & Administrative | 8,000 | 0 | 0 | 0 |
| Material & Supplies: | 29,541 | 6,169 | 23,077 | 29,630 |
| Equipment & Repairs: | 0 | 0 | 0 | 0 |
| Total Expenses: | 157,665 | 67,386 | 126,408 | 131,391 |
| Net Revenues - Expenses | 228,600 | 224,964 | 187,883 | 205,714 |

FUND: Revenue Facilities

| ACCOUNT NUMBER | ACCOUNT DESCRIPTION | --2017-- ACTUAL | --2018-- ACTUAL | ----- BUDGETED | 2019 8 MO. ACTUAL | ----- PROJECTED | --2020-- REQUESTED BUDGET |
|-------------------|--------------------------------|--------------------|--------------------|-------------------|-------------------------|--------------------|---------------------------------|
| Skatium | | | | | | | |
| Hockey Classes | | | | | | | |
| Hockey Leagues | | | | | | | |
| 6U Teams | | | | | | | |
| 40-20-83-470-4245 | Hockey Leagues-6U Teams | 17,629 | 14,877 | 21,375 | 13,422 | 13,422 | 17,325 |
| 40-20-83-470-4900 | Miscellaneous Revenue | 543 | 363 | 300 | 542 | 303 | 300 |
| 40-20-83-470-4920 | Misc. Rev.Flyers On-Line Store | 0 | 0 | 0 | 0 | 0 | 0 |
| 40-20-83-470-4993 | Fundraising Revenue | 0 | 0 | 0 | 0 | 0 | 0 |
| 40-20-83-470-4999 | Transfers In | 0 | 0 | 0 | 150 | 0 | 0 |
| TOTAL 6U Teams | | 18,172 | 15,240 | 21,675 | 14,114 | 13,725 | 17,625 |
| 8U Teams | | | | | | | |
| 40-20-83-471-4245 | Hockey Leagues-8U Teams | 38,062 | 33,183 | 37,500 | 40,440 | 40,441 | 39,750 |
| TOTAL 8U Teams | | 38,062 | 33,183 | 37,500 | 40,440 | 40,441 | 39,750 |
| 10U Teams | | | | | | | |
| 40-20-83-472-4245 | Hockey Leagues-10U Teams | 37,569 | 45,481 | 46,500 | 51,981 | 51,145 | 49,500 |
| TOTAL 10U Teams | | 37,569 | 45,481 | 46,500 | 51,981 | 51,145 | 49,500 |
| 12U Teams | | | | | | | |
| 40-20-83-473-4245 | Hockey Leagues-12U Teams | 24,376 | 35,625 | 48,000 | 30,708 | 30,272 | 38,250 |
| TOTAL 12U Teams | | 24,376 | 35,625 | 48,000 | 30,708 | 30,272 | 38,250 |
| 14U Teams | | | | | | | |
| 40-20-83-474-4245 | Hockey Leagues-14U Teams | 10,791 | 12,969 | 24,750 | 24,022 | 23,664 | 26,250 |
| TOTAL 14U Teams | | 10,791 | 12,969 | 24,750 | 24,022 | 23,664 | 26,250 |
| 18U Teams | | | | | | | |
| 40-20-83-475-4245 | Hockey Leagues 18U Teams | 15,008 | 13,018 | 17,100 | 29,154 | 29,155 | 29,850 |
| TOTAL 18U Teams | | 15,008 | 13,018 | 17,100 | 29,154 | 29,155 | 29,850 |
| No Check | | | | | | | |
| 40-20-83-476-4245 | Hockey Leagues-No Check | 188,631 | 167,207 | 183,180 | 110,128 | 110,129 | 119,320 |
| TOTAL No Check | | 188,631 | 167,207 | 183,180 | 110,128 | 110,129 | 119,320 |

FUND: Revenue Facilities

| ACCOUNT NUMBER | ACCOUNT DESCRIPTION | --2017-- ACTUAL | --2018-- ACTUAL | BUDGETED | 2019 8 MO. ACTUAL | PROJECTED | --2020-- REQUESTED BUDGET |
|-------------------------------------|--------------------------------|--------------------|--------------------|----------|-------------------------|-----------|---------------------------------|
| Skatium | | | | | | | |
| Hockey Leagues | | | | | | | |
| Misc. Rink Rentals | | | | | | | |
| 40-20-83-477-4245 | Hockey Leagues-Misc.Tournament | 6,010 | 6,365 | 6,360 | 15 | 6,360 | 6,360 |
| 40-20-83-477-4306 | External Facility Rink Rental | 0 | 6,720 | 0 | (8,400) | 8,400 | 9,000 |
| TOTAL Misc. Rink Rentals | | 6,010 | 13,085 | 6,360 | (8,385) | 14,760 | 15,360 |
| Special Events | | | | | | | |
| 40-20-83-478-4245 | Hockey League-Special Events | 20,253 | 0 | 0 | 0 | 0 | 0 |
| TOTAL Special Events | | 20,253 | 0 | 0 | 0 | 0 | 0 |
| Hockey Leagues-Administration | | | | | | | |
| 40-20-83-503-4900 | Miscellaneous Revenue | 0 | 113 | 0 | 0 | 0 | 0 |
| 40-20-83-503-4901 | Resale Items | 1,258 | 920 | 1,200 | 188 | 1,000 | 1,200 |
| 40-20-83-503-4931 | Misc. Revenue League Admin Fee | 0 | 0 | 0 | 0 | 0 | 0 |
| 40-20-83-503-4993 | Fundraising Revenue | 0 | 0 | 0 | 0 | 0 | 0 |
| TOTAL Hockey Leagues-Administration | | 1,258 | 1,033 | 1,200 | 188 | 1,000 | 1,200 |
| TOTAL Hockey Leagues | | 360,130 | 336,841 | 386,265 | 292,350 | 314,291 | 337,105 |

FUND: Revenue Facilities

| ACCOUNT NUMBER | ACCOUNT DESCRIPTION | --2017-- ACTUAL | --2018-- ACTUAL | ----- BUDGETED | 2019 8 MO. ACTUAL | ----- PROJECTED | --2020-- REQUESTED BUDGET |
|-------------------|--------------------------------|--------------------|--------------------|-------------------|-------------------------|--------------------|---------------------------------|
| Skatium | | | | | | | |
| Hockey Classes | | | | | | | |
| Hockey Leagues | | | | | | | |
| 6U Teams | | | | | | | |
| 40-20-83-470-5010 | S&W Supervisors | 47,905 | 55,146 | 59,221 | 36,278 | 59,221 | 59,221 |
| 40-20-83-470-5020 | S&W House League Coaches | 1,200 | 550 | 0 | 0 | 0 | 0 |
| 40-20-83-470-5120 | C/S Subscriptions/Dues | 1,098 | 3,669 | 2,440 | 2,575 | 2,500 | 4,140 |
| 40-20-83-470-5172 | C/S Officials-6U Teams | 470 | 1,080 | 1,140 | 152 | 570 | 570 |
| 40-20-83-470-5412 | M&S Program Supplies | 20,375 | 20,120 | 15,961 | 1,830 | 12,000 | 19,200 |
| 40-20-83-470-5488 | M&S Gift Certificates | 4,853 | 4,961 | 5,000 | 1,094 | 5,000 | 5,000 |
| 40-20-83-470-5489 | M&S Awards House Leagues | 1,472 | 140 | 500 | 0 | 500 | 500 |
| TOTAL 6U Teams | | 77,373 | 85,666 | 84,262 | 41,929 | 79,791 | 88,631 |
| 8U Teams | | | | | | | |
| 40-20-83-471-5172 | C/S Officials 8U Teams | 3,217 | 2,988 | 2,232 | 1,400 | 1,400 | 1,240 |
| TOTAL 8U Teams | | 3,217 | 2,988 | 2,232 | 1,400 | 1,400 | 1,240 |
| 10U Teams | | | | | | | |
| 40-20-83-472-5172 | C/S Officials 10U Teams | 2,773 | 2,600 | 2,646 | 1,231 | 3,150 | 3,150 |
| TOTAL 10U Teams | | 2,773 | 2,600 | 2,646 | 1,231 | 3,150 | 3,150 |
| 12U Teams | | | | | | | |
| 40-20-83-473-5172 | C/S Officials-12U Teams | 2,310 | 2,237 | 2,240 | 780 | 2,240 | 2,240 |
| TOTAL 12U Teams | | 2,310 | 2,237 | 2,240 | 780 | 2,240 | 2,240 |
| 14U Teams | | | | | | | |
| 40-20-83-474-5172 | C/S Officials-14U Teams | 680 | 544 | 1,080 | 408 | 1,800 | 1,800 |
| TOTAL 14U Teams | | 680 | 544 | 1,080 | 408 | 1,800 | 1,800 |
| 18U Teams | | | | | | | |
| 40-20-83-475-5101 | C/S Program Services 18U Teams | 825 | 75 | 825 | 150 | 1,650 | 1,650 |
| 40-20-83-475-5172 | C/S Officials 18U Teams | 968 | 780 | 1,200 | 694 | 2,200 | 2,400 |
| TOTAL 18U Teams | | 1,793 | 855 | 2,025 | 844 | 3,850 | 4,050 |

FUND: Revenue Facilities

| ACCOUNT NUMBER | ACCOUNT DESCRIPTION | --2017-- ACTUAL | --2018-- ACTUAL | ----- BUDGETED | 2019 8 MO. ACTUAL | ----- PROJECTED | --2020-- REQUESTED BUDGET |
|-------------------------------------|--------------------------------|--------------------|--------------------|-------------------|-------------------------|--------------------|---------------------------------|
| Skatium | | | | | | | |
| Hockey Leagues | | | | | | | |
| No Check | | | | | | | |
| 40-20-83-476-5172 | C/S Officials No Check | 52,296 | 44,943 | 45,500 | 17,549 | 27,000 | 23,750 |
| 40-20-83-476-5412 | M&S Program Supplies No Check | 6,823 | 5,351 | 5,280 | 2,957 | 2,957 | 2,310 |
| 40-20-83-476-5489 | M&S Awards No Check League | 992 | 1,034 | 1,000 | 288 | 800 | 800 |
| TOTAL No Check | | 60,111 | 51,328 | 51,780 | 20,794 | 30,757 | 26,860 |
| Misc. Rink Rentals | | | | | | | |
| 40-20-83-477-5172 | C/S Officials Misc. Tournament | 1,392 | 1,248 | 1,600 | 0 | 1,600 | 1,600 |
| 40-20-83-477-5412 | M&S Prgrm.Spply.Misc.Tournamet | 875 | 939 | 940 | 0 | 940 | 940 |
| 40-20-83-477-5489 | M&S Awards-Tournaments | 360 | 1,145 | 860 | 0 | 880 | 880 |
| 40-20-83-477-5880 | Payouts External Facility Rntl | 11,805 | 0 | 8,000 | 0 | 0 | 0 |
| TOTAL Misc. Rink Rentals | | 14,432 | 3,332 | 11,400 | 0 | 3,420 | 3,420 |
| Special Events | | | | | | | |
| 40-20-83-478-5412 | M&S Prgrm.Spply.Spcl.Events | 23,885 | 0 | 0 | 0 | 0 | 0 |
| TOTAL Special Events | | 23,885 | 0 | 0 | 0 | 0 | 0 |
| Hockey Leagues Administration | | | | | | | |
| 40-20-83-503-5490 | M&S Resale Items | 0 | 1,400 | 0 | 0 | 0 | 0 |
| TOTAL Hockey Leagues Administration | | 0 | 1,400 | 0 | 0 | 0 | 0 |
| TOTAL Hockey Leagues | | 186,574 | 150,950 | 157,665 | 67,386 | 126,408 | 131,391 |

SKATIUM ICE RENTALS

3/5/2019

Skokie Park District
 FY 2019/2020 Budget Analysis
 Revenue Facilities Fund

| Fund/Ctr/Acty | FY 2019 Budget | FY 2019 8 Month Actual | FY 2019 Projected Year End | FY 2020 Budget |
|---------------------------------|-------------------|---------------------------|-------------------------------|-------------------|
| 402084 Skatium Ice Rink Rentals | | | | |
| <u>REVENUES:</u> | | | | |
| Rink Rentals | 408,597 | 237,955 | 378,000 | 357,440 |
| Room Rentals | 16,100 | 7,244 | 12,000 | 11,500 |
| Skate Rentals | 58,500 | 26,021 | 50,500 | 50,500 |
| Locker Rentals | 325 | 168 | 325 | 250 |
| Rink Onsite Advertisin | 3,600 | 12,225 | 12,975 | 3,600 |
| Transfers In | 4,000 | 2,900 | 0 | 4,000 |
| Total Revenues: | 491,122 | 286,513 | 453,800 | 427,290 |
| <u>EXPENSES:</u> | | | | |
| Salary & Wages: | 6,975 | 2,470 | 4,000 | 6,975 |
| Contract Services: | 720 | 849 | 849 | 720 |
| Utilities: | 0 | 0 | 0 | 0 |
| General & Administrati | 0 | 0 | 0 | 0 |
| Material & Supplies: | 1,550 | 154 | 500 | 1,550 |
| Equipment & Repairs: | 1,750 | 329 | 500 | 1,750 |
| Total Expenses: | 10,995 | 3,802 | 5,849 | 10,995 |
| Net Revenues - Expenses | 480,127 | 282,711 | 447,951 | 416,295 |

FUND: Revenue Facilities

| ACCOUNT NUMBER | ACCOUNT DESCRIPTION | --2017-- ACTUAL | --2018-- ACTUAL | ----- 2019 8 MO. BUDGETED | ----- 2019 8 MO. ACTUAL | PROJECTED | --2020-- REQUESTED BUDGET |
|------------------------|-----------------------------|--------------------|--------------------|------------------------------------|----------------------------------|-----------|---------------------------------|
| ----- | | | | | | | |
| Skatium | | | | | | | |
| Hockey Leagues | | | | | | | |
| Ice Rink Rentals | | | | | | | |
| General | | | | | | | |
| 40-20-84-469-4306 | Rentals-Main Rink | 286,629 | 293,884 | 287,237 | 183,703 | 280,000 | 245,340 |
| 40-20-84-469-4307 | Main Hockey Open Hockey | 20,700 | 20,199 | 22,000 | 11,289 | 18,000 | 22,000 |
| 40-20-84-469-4308 | Rental-Studio Rink | 89,655 | 88,521 | 99,360 | 42,963 | 80,000 | 90,100 |
| 40-20-84-469-4309 | Room Rentals | 14,735 | 11,720 | 16,100 | 7,244 | 12,000 | 11,500 |
| 40-20-84-469-4310 | Skate Rental-Regular Rate | 18,179 | 20,575 | 21,000 | 9,259 | 18,000 | 18,000 |
| 40-20-84-469-4311 | Skate Rental Group Discount | 35,125 | 33,977 | 37,500 | 16,762 | 32,500 | 32,500 |
| 40-20-84-469-4312 | Locker Rental-Coin | 217 | 170 | 325 | 168 | 325 | 250 |
| 40-20-84-469-4313 | Locker Rental-Half | 40 | 0 | 0 | 0 | 0 | 0 |
| 40-20-84-469-4402 | Parties/Special Events | 0 | 0 | 0 | 0 | 0 | 0 |
| 40-20-84-469-4967 | Rink Onsite Advertising | 2,000 | 22,850 | 3,600 | 12,225 | 12,975 | 3,600 |
| 40-20-84-469-4999 | Transfers In | 2,300 | 2,900 | 4,000 | 2,900 | 0 | 4,000 |
| ----- | | | | | | | |
| TOTAL General | | 469,580 | 494,796 | 491,122 | 286,513 | 453,800 | 427,290 |
| TOTAL Ice Rink Rentals | | 469,580 | 494,796 | 491,122 | 286,513 | 453,800 | 427,290 |

FUND: Revenue Facilities

| ACCOUNT NUMBER | ACCOUNT DESCRIPTION | --2017-- ACTUAL | --2018-- ACTUAL | ----- BUDGETED | 2019 8 MO. ACTUAL | ----- PROJECTED | --2020-- REQUESTED BUDGET |
|------------------------|--------------------------------|--------------------|--------------------|-------------------|-------------------------|--------------------|---------------------------------|
| Skatium | | | | | | | |
| Hockey Leagues | | | | | | | |
| Ice Rink Rentals | | | | | | | |
| General | | | | | | | |
| 40-20-84-469-5010 | S&W Supervisors | 0 | 0 | 0 | 0 | 0 | 0 |
| 40-20-84-469-5039 | S&W Leaders | 6,411 | 5,937 | 6,975 | 2,470 | 4,000 | 6,975 |
| 40-20-84-469-5126 | C/S Rink Onsite Advertising Ex | 606 | 3,361 | 720 | 849 | 849 | 720 |
| 40-20-84-469-5157 | C/S Security | 0 | 0 | 0 | 0 | 0 | 0 |
| 40-20-84-469-5412 | M&S Program Supply | 0 | 159 | 1,550 | 154 | 500 | 1,550 |
| 40-20-84-469-5554 | E&R Locker Repairs | 0 | 0 | 250 | 0 | 0 | 250 |
| 40-20-84-469-5563 | E&R Ice Skates Replacement | 654 | 974 | 1,000 | 329 | 500 | 1,000 |
| 40-20-84-469-5564 | E&R Skate Sharpening | 0 | 0 | 500 | 0 | 0 | 500 |
| TOTAL General | | 7,671 | 10,431 | 10,995 | 3,802 | 5,849 | 10,995 |
| TOTAL Ice Rink Rentals | | 7,671 | 10,431 | 10,995 | 3,802 | 5,849 | 10,995 |

SKATIUM- OTHER

3/5/2019

Skokie Park District
FY 2019/2020 Budget Analysis
Revenue Facilities Fund

| Fund/Ctr/Acty | FY 2019 Budget | FY 2019 8 Month Actual | FY 2019 Projected Year End | FY 2020 Budget |
|-------------------------------|-------------------|---------------------------|-------------------------------|-------------------|
| 402088 Skatium Ice Rink Other | | | | |
| <u>REVENUES:</u> | | | | |
| License Income | 25,465 | 4,053 | 8,015 | 7,100 |
| Total Revenues: | 25,465 | 4,053 | 8,015 | 7,100 |
| <u>EXPENSES:</u> | | | | |
| Salary & Wages: | 16,925 | 515 | 1,750 | 2,600 |
| Contract Services: | 0 | 0 | 0 | 0 |
| Utilities: | 0 | 0 | 0 | 0 |
| General & Administrative: | 0 | 0 | 0 | 0 |
| Material & Supplies: | 2,000 | 263 | 500 | 500 |
| Equipment & Repairs: | 0 | 0 | 0 | 0 |
| Total Expenses: | 18,925 | 778 | 2,250 | 3,100 |
| Net Revenues - Expenses | 6,540 | 3,275 | 5,765 | 4,000 |

DATE: 03/05/2019
 TIME: 17:13:30
 ID: BP430000.WOW

SKOKIE PARK DISTRICT
 DETAILED BUDGET REPORT

FUND: Revenue Facilities

| ACCOUNT NUMBER | ACCOUNT DESCRIPTION | --2017-- ACTUAL | --2018-- ACTUAL | ----- BUDGETED | ----- 2019 8 MO. ACTUAL | ----- PROJECTED | ----- --2020-- REQUESTED BUDGET |
|----------------------|--------------------------------|--------------------|--------------------|-------------------|----------------------------------|--------------------|--|
| Skatium | | | | | | | |
| | Ice Rink Inline Skating | | | | | | |
| | Ice Rink Other | | | | | | |
| | Other | | | | | | |
| 40-20-88-467-4286 | Registr. Westfield Ice Rink | 9,395 | 6,715 | 14,815 | 0 | 0 | 0 |
| 40-20-88-467-4314 | License Income-Pro Shop/Kiosk | 0 | 0 | 0 | 0 | 0 | 0 |
| 40-20-88-467-4315 | License Income-Concession Stnd | 0 | 0 | 0 | 0 | 0 | 0 |
| 40-20-88-467-4962 | PayPhone Commissions | 0 | 0 | 0 | 0 | 0 | 0 |
| 40-20-88-467-4964 | License Income Vending | 5,073 | 5,015 | 6,650 | 2,087 | 5,000 | 4,000 |
| 40-20-88-467-4965 | Skate Sharpening | 3,350 | 2,685 | 3,500 | 1,360 | 2,500 | 2,750 |
| 40-20-88-467-4966 | Vending Sales Jerry's | 420 | 525 | 500 | 606 | 515 | 350 |
| TOTAL Other | | 18,238 | 14,940 | 25,465 | 4,053 | 8,015 | 7,100 |
| TOTAL Ice Rink Other | | 18,238 | 14,940 | 25,465 | 4,053 | 8,015 | 7,100 |

DATE: 03/05/2019
 TIME: 17:13:31
 ID: BP430000.WOW

SKOKIE PARK DISTRICT
 DETAILED BUDGET REPORT

FUND: Revenue Facilities

| ACCOUNT NUMBER | ACCOUNT DESCRIPTION | --2017-- ACTUAL | --2018-- ACTUAL | BUDGETED | 2019 8 MO. ACTUAL | PROJECTED | --2020-- REQUESTED BUDGET |
|----------------------|--------------------------------|--------------------|--------------------|----------|-------------------------|-----------|---------------------------------|
| ----- | | | | | | | |
| Skatium | | | | | | | |
| | Ice Rink Inline Skating | | | | | | |
| | Ice Rink Other | | | | | | |
| | Other | | | | | | |
| 40-20-88-467-5070 | S&W Attendants/Cashiers | 1,509 | 1,508 | 3,575 | 515 | 1,750 | 2,600 |
| 40-20-88-467-5080 | S&W Attend/Cashr.Wstfld Ice Rk | 11,405 | 8,400 | 13,350 | 0 | 0 | 0 |
| 40-20-88-467-5412 | M&S Prgrm Spply Wstfld IceRink | 0 | 0 | 0 | 0 | 0 | 0 |
| 40-20-88-467-5490 | M&S Resale Items Kiosk/Vending | 313 | 225 | 2,000 | 263 | 500 | 500 |
| ----- | | | | | | | |
| TOTAL Other | | 13,227 | 10,133 | 18,925 | 778 | 2,250 | 3,100 |
| TOTAL Ice Rink Other | | 13,227 | 10,133 | 18,925 | 778 | 2,250 | 3,100 |

WEBER PARK GOLF COURSE

3/5/2019

Skokie Park District
 FY 2019/2020 Budget Analysis
 Revenue Facilities

| Fund/Ctr/Acty | FY 2019 Budget | FY 2019 8 Month Actual | FY 2019 Projected Year End | FY 2020 Budget |
|--------------------------------|-------------------|---------------------------|-------------------------------|-------------------|
| 40228X Weber Park Country Club | | | | |
| <u>REVENUES:</u> | | | | |
| Golf Fees | 93,255 | 87,474 | 90,890 | 103,515 |
| Equipment Rental | 5,050 | 3,998 | 4,100 | 4,200 |
| Equipment Sales | 865 | 445 | 500 | 825 |
| Foot Golf | 1,550 | 1,496 | 1,575 | 1,550 |
| Golf Leagues | 16,914 | 13,215 | 13,429 | 14,964 |
| Golf Instruction | 14,098 | 10,825 | 11,358 | 12,242 |
| Miscellaneous Revenue | 120 | (54) | 105 | 120 |
| Transfers In | 500 | 0 | 0 | 0 |
| Total Revenues: | 132,352 | 117,399 | 121,957 | 137,416 |
| <u>EXPENSES:</u> | | | | |
| Salary & Wages: | 111,669 | 88,095 | 110,150 | 116,401 |
| Contract Services: | 8,185 | 2,299 | 5,705 | 5,184 |
| Utilities: | 17,673 | 18,067 | 22,600 | 22,891 |
| General & Administration | 20,940 | 10,330 | 13,400 | 21,300 |
| Material & Supplies: | 36,356 | 27,088 | 34,641 | 34,010 |
| 1 Equipment & Repairs: | 11,208 | 8,028 | 10,759 | 8,776 |
| Total Expenses: | 206,031 | 153,907 | 197,255 | 208,562 |
| Net Revenues - Expenses | (73,679) | (36,508) | (75,298) | (71,146) |

FUND: Revenue Facilities

| ACCOUNT NUMBER | ACCOUNT DESCRIPTION | --2017-- | --2018-- | 2019 | | --2020-- | |
|---|--------------------------------|----------|----------|----------|-----------------|-----------|---------------------|
| | | ACTUAL | ACTUAL | BUDGETED | 8 MO. ACTUAL | PROJECTED | REQUESTED BUDGET |
| ----- | | | | | | | |
| BEGINNING BALANCE | | | | | | | 0 |
| Weber Park Country Club | | | | | | | |
| REVENUES | | | | | | | |
| Open Activity | | | | | | | |
| General | | | | | | | |
| 40-22-80-220-4115 | Regittrations Foot Golf | 1,937 | 1,375 | 1,550 | 1,496 | 1,575 | 1,550 |
| 40-22-80-220-4116 | Registrations Fling Golf Round | 0 | 0 | 0 | 0 | 0 | 0 |
| 40-22-80-220-4416 | Season Passes | 0 | 0 | 3,600 | 18,240 | 18,240 | 22,500 |
| 40-22-80-220-4417 | Daily Green Fees | 83,860 | 78,850 | 85,000 | 66,868 | 70,000 | 78,100 |
| 40-22-80-220-4418 | Replay Passes | 1,413 | 1,744 | 1,600 | 606 | 650 | 925 |
| 40-22-80-220-4419 | 10 Play Pass | 3,985 | 2,925 | 3,055 | 1,760 | 2,000 | 1,990 |
| 40-22-80-220-4420 | Equipment Rental | 4,066 | 4,446 | 4,550 | 3,798 | 3,900 | 3,950 |
| 40-22-80-220-4421 | Reservations-Groups/Outings | 65 | 95 | 120 | 105 | 105 | 120 |
| 40-22-80-220-4426 | Equipment Rental Foot Golf | 150 | 135 | 500 | 200 | 200 | 250 |
| 40-22-80-220-4427 | Equipment Rental Fling Golf | 0 | 0 | 0 | 0 | 0 | 0 |
| 40-22-80-220-4900 | Miscellaneous Revenue | 0 | 0 | 0 | 0 | 0 | 0 |
| 40-22-80-220-4907 | Equipment Sales | 787 | 582 | 865 | 445 | 500 | 825 |
| 40-22-80-220-4964 | Vending Commissions | 0 | 0 | 0 | 0 | 0 | 0 |
| 40-22-80-220-4990 | Cash Short | (207) | (183) | 0 | (187) | 0 | 0 |
| 40-22-80-220-4992 | Cash Over | 236 | 121 | 0 | 28 | 0 | 0 |
| 40-22-80-220-4999 | Transfers In | 0 | 0 | 500 | 0 | 0 | 0 |
| ----- | | | | | | | |
| TOTAL General | | 96,292 | 90,090 | 101,340 | 93,359 | 97,170 | 110,210 |
| TOTAL Open Activity | | 96,292 | 90,090 | 101,340 | 93,359 | 97,170 | 110,210 |
| Leagues/Instruction | | | | | | | |
| Leagues | | | | | | | |
| 40-22-87-221-4263 | Outside Golf Leagues | 390 | 3,282 | 3,536 | 2,336 | 2,550 | 3,276 |
| 40-22-87-221-4264 | Inside Golf Leagues | 12,620 | 11,414 | 11,688 | 10,879 | 10,879 | 11,688 |
| 40-22-87-221-4265 | Tournament Fees | 0 | 0 | 0 | 0 | 0 | 0 |
| 40-22-87-221-4274 | Junior Travel League Fees | 1,957 | 3,770 | 1,690 | 0 | 0 | 0 |
| ----- | | | | | | | |
| TOTAL Leagues | | 14,967 | 18,466 | 16,914 | 13,215 | 13,429 | 14,964 |
| Instruction | | | | | | | |
| 40-22-87-222-4200 | Golf Instruction | 3,063 | 3,649 | 5,470 | 4,937 | 5,470 | 5,750 |
| 40-22-87-222-4265 | Tournament Fees | 0 | 0 | 0 | 0 | 0 | 0 |
| 40-22-87-222-4266 | Junior Camp | 6,597 | 7,925 | 8,628 | 5,888 | 5,888 | 6,492 |
| ----- | | | | | | | |
| TOTAL Instruction | | 9,660 | 11,574 | 14,098 | 10,825 | 11,358 | 12,242 |
| TOTAL Leagues/Instruction | | 24,627 | 30,040 | 31,012 | 24,040 | 24,787 | 27,206 |
| TOTAL REVENUES: Weber Park Country Club | | 120,919 | 120,130 | 132,352 | 117,399 | 121,957 | 137,416 |

FUND: Revenue Facilities

| ACCOUNT NUMBER | ACCOUNT DESCRIPTION | --2017-- | --2018-- | ----- 2019 ----- | | --2020-- |
|-------------------------|--------------------------------|----------|----------|------------------|-----------------|-----------|
| | | ACTUAL | ACTUAL | BUDGETED | 8 MO. ACTUAL | PROJECTED |
| Weber Park Country Club | | | | | | |
| EXPENSES | | | | | | |
| Open Activity | | | | | | |
| General | | | | | | |
| 40-22-80-220-5008 | S&W Manager | 0 | 0 | 0 | 0 | 0 |
| 40-22-80-220-5009 | S&W Assistant Manager P/T | 0 | 0 | 0 | 0 | 0 |
| 40-22-80-220-5010 | S&W Supervisors | 0 | 0 | 0 | 0 | 0 |
| 40-22-80-220-5040 | S&W Office Staff | 0 | 0 | 0 | 0 | 0 |
| 40-22-80-220-5060 | S&W Maintenance Staff | 11,863 | 12,320 | 12,675 | 7,968 | 12,675 |
| 40-22-80-220-5061 | S&W Maintenance Seasonal | 52,249 | 48,499 | 53,829 | 39,373 | 53,829 |
| 40-22-80-220-5062 | S&W Maintenance Grounds | 0 | 0 | 0 | 0 | 0 |
| 40-22-80-220-5069 | S&W Maintenance Allocation | 6,000 | 6,000 | 6,000 | 5,272 | 6,000 |
| 40-22-80-220-5070 | S&W Attendants/Cashiers | 31,031 | 30,968 | 30,833 | 28,671 | 30,833 |
| 40-22-80-220-5071 | S&W Attendants/Golf Starters | 8,461 | 3,594 | 5,032 | 4,251 | 4,252 |
| 40-22-80-220-5072 | S&W Attendants/Range/Ranger | 0 | 0 | 0 | 0 | 0 |
| 40-22-80-220-5103 | C/S Golf Reward Program | 0 | 0 | 0 | 0 | 0 |
| 40-22-80-220-5115 | C/S Computer Costs | 0 | 0 | 1,700 | 0 | 0 |
| 40-22-80-220-5120 | C/S Subscriptions/Dues | 0 | 0 | 0 | 0 | 0 |
| 40-22-80-220-5125 | C/S Printing & Postage | 258 | 0 | 750 | 0 | 720 |
| 40-22-80-220-5127 | C/S Marketing Allocation | 0 | 0 | 0 | 0 | 0 |
| 40-22-80-220-5130 | C/S Uniforms/Safety Shoes | 677 | 497 | 900 | 784 | 900 |
| 40-22-80-220-5150 | C/S Training Expenses | 0 | 0 | 200 | 100 | 200 |
| 40-22-80-220-5187 | C/S Landscaping Services | 1,546 | 105 | 1,900 | 575 | 1,900 |
| 40-22-80-220-5191 | C/S Portable Restrooms | 1,155 | 1,050 | 1,985 | 840 | 1,985 |
| 40-22-80-220-5201 | Electricity | 7,300 | 7,153 | 7,490 | 4,398 | 7,439 |
| 40-22-80-220-5203 | Water | 7,349 | 8,293 | 8,325 | 12,710 | 12,711 |
| 40-22-80-220-5205 | Natural Gas | 2,127 | 2,084 | 1,858 | 959 | 2,450 |
| 40-22-80-220-5207 | Communication | 0 | 0 | 0 | 0 | 0 |
| 40-22-80-220-5350 | G&A Employee Benefits | 10,712 | 12,959 | 20,940 | 10,330 | 13,400 |
| 40-22-80-220-5410 | M&S Program Supply Fling Golf | 0 | 0 | 0 | 0 | 0 |
| 40-22-80-220-5411 | M&S Program Supply Foot Golf | 0 | 0 | 722 | 0 | 500 |
| 40-22-80-220-5412 | M&S Program Supplies | 0 | 0 | 200 | 0 | 200 |
| 40-22-80-220-5433 | M&S Concession Supplies | 0 | 488 | 882 | 0 | 700 |
| 40-22-80-220-5435 | M&S Weed Spray/Fungi/Herbi | 15,902 | 8,085 | 8,800 | 8,812 | 8,800 |
| 40-22-80-220-5436 | M&S Paint Material/Shop Supply | 788 | 650 | 800 | 840 | 800 |
| 40-22-80-220-5458 | M&S Sand & Stone | 4,467 | 6,578 | 10,250 | 8,461 | 10,250 |
| 40-22-80-220-5462 | M&S Trees & Shrubs | 0 | 0 | 0 | 0 | 0 |
| 40-22-80-220-5465 | M&S Sod & Seed | 0 | 0 | 0 | 258 | 0 |
| 40-22-80-220-5466 | M&S Fertilizer & Top Soil | 4,078 | 2,656 | 3,200 | 1,423 | 3,200 |
| 40-22-80-220-5469 | M&S Annuals & Perennials | 486 | 494 | 2,000 | 0 | 2,000 |
| 40-22-80-220-5470 | M&S Office Supplies | 0 | 0 | 250 | 0 | 250 |
| 40-22-80-220-5480 | M&S Golf Course Supplies | 4,631 | 2,339 | 5,013 | 4,857 | 5,013 |

FUND: Revenue Facilities

| ACCOUNT NUMBER | ACCOUNT DESCRIPTION | --2017-- | --2018-- | 2019 | | --2020-- | |
|-------------------------------|--------------------------------|----------|----------|----------|-----------------|-----------|---------------------|
| | | ACTUAL | ACTUAL | BUDGETED | 8 MO. ACTUAL | PROJECTED | REQUESTED BUDGET |
| Weber Park Country Club | | | | | | | |
| EXPENSES | | | | | | | |
| Open Activity | | | | | | | |
| General | | | | | | | |
| 40-22-80-220-5520 | E&R Irrigation/Plumbing Repair | 967 | 996 | 1,000 | 656 | 1,000 | 1,000 |
| 40-22-80-220-5537 | E&R Power Equipment Repairs | 0 | 0 | 0 | 0 | 0 | 0 |
| 40-22-80-220-5539 | E&R Gas & Diesel Fuel | 1,105 | 919 | 1,649 | 650 | 1,200 | 1,426 |
| 40-22-80-220-5540 | E&R Mower Repair | 6,316 | 4,965 | 4,800 | 4,353 | 4,800 | 4,800 |
| 40-22-80-220-5543 | E&R Misc.Golf Course Repairs | 0 | (7) | 0 | 0 | 0 | 0 |
| 40-22-80-220-5544 | E&R Spreader/Sprayer Repairs | 0 | 0 | 0 | 0 | 0 | 0 |
| 40-22-80-220-5546 | E&R Other Equipment Repairs | 40 | 24 | 0 | 0 | 0 | 0 |
| 40-22-80-220-5550 | E&R Maintenance Tools | 799 | 794 | 800 | 264 | 800 | 800 |
| 40-22-80-220-5555 | E&R Repairs & Replacements | 424 | 70 | 750 | 217 | 750 | 750 |
| 40-22-80-220-5589 | E&R Equipment | 2,966 | 3,057 | 2,209 | 1,888 | 2,209 | 0 |
| 40-22-80-220-5899 | Transfers Out | 0 | 0 | 0 | 0 | 0 | 0 |
| TOTAL General | | 183,697 | 165,630 | 197,742 | 148,910 | 191,766 | 199,563 |
| TOTAL Open Activity | | 183,697 | 165,630 | 197,742 | 148,910 | 191,766 | 199,563 |
| Leagues/Instruction | | | | | | | |
| Leagues | | | | | | | |
| 40-22-87-221-5142 | C/S Facility Rental | 853 | 630 | 750 | 0 | 0 | 0 |
| 40-22-87-221-5412 | M&S Program Supplies | 922 | 685 | 1,000 | 0 | 500 | 1,000 |
| 40-22-87-221-5489 | M&S Awards Golf Leagues | 2,037 | 1,862 | 2,839 | 2,437 | 2,428 | 2,899 |
| 40-22-87-221-5491 | M&S Awards-Tournaments | 0 | 0 | 0 | 0 | 0 | 0 |
| TOTAL Leagues | | 3,812 | 3,177 | 4,589 | 2,437 | 2,928 | 3,899 |
| Instruction | | | | | | | |
| 40-22-87-222-5019 | S&W Instructors | 0 | 0 | 0 | 0 | 0 | 0 |
| 40-22-87-222-5020 | S&W Instructors-Camp | 6,182 | 2,394 | 3,300 | 2,560 | 2,561 | 4,800 |
| 40-22-87-222-5112 | C/S Transportation & Admission | 0 | 0 | 0 | 0 | 0 | 0 |
| 40-22-87-222-5207 | Communications | 0 | 0 | 0 | 0 | 0 | 0 |
| 40-22-87-222-5412 | M&S Program Supplies | 0 | 0 | 400 | 0 | 0 | 300 |
| TOTAL Instruction | | 6,182 | 2,394 | 3,700 | 2,560 | 2,561 | 5,100 |
| TOTAL Leagues/Instruction | | 9,994 | 5,571 | 8,289 | 4,997 | 5,489 | 8,999 |
| TOTAL Weber Park Country Club | | 193,691 | 171,201 | 206,031 | 153,907 | 197,255 | 208,562 |
| TOTAL REVENUES | | 120,919 | 120,130 | 132,352 | 117,399 | 121,957 | 137,416 |
| TOTAL EXPENSES | | 193,691 | 171,201 | 206,031 | 153,907 | 197,255 | 208,562 |
| SURPLUS (DEFICIT) | | (72,772) | (51,071) | (73,679) | (36,508) | (75,298) | (71,146) |

AQUATICS SUMMARY

03/05/19

Skokie Park District
FY 2019/2020 Budget Analysis
Revenue Facilities
Aquatics By Location

| Fund/Ctr/Acty | FY 2019 Budget | FY 2019 8 Months Actual | FY 2019 Projected Year End | FY 2020 Budget |
|---------------------|-------------------|----------------------------|-------------------------------|-------------------|
| 402480 DAC | | | | |
| Rev | 164,895 | 167,943 | 168,944 | 165,895 |
| Exp | 160,209 | 124,522 | 146,560 | 160,082 |
| Net | 4,686 | 43,421 | 22,384 | 5,813 |
| 402580 Swim Lessons | | | | |
| Rev | 147,783 | 88,385 | 130,400 | 137,739 |
| Exp | 85,446 | 45,310 | 71,750 | 84,321 |
| Net | 62,337 | 43,075 | 58,650 | 53,418 |
| 402680 SWP | | | | |
| Rev | 583,000 | 619,440 | 621,379 | 599,070 |
| Exp | 542,836 | 430,049 | 509,777 | 557,394 |
| Net | 40,164 | 189,391 | 111,602 | 41,676 |
| Total Aquatics | | | | |
| Rev | 895,678 | 875,768 | 920,723 | 902,704 |
| Exp | 788,491 | 599,881 | 728,087 | 801,797 |
| Net | 107,187 | 275,887 | 192,636 | 100,907 |

DEVONSHIRE AQUATICS CENTER

3/5/2019

Skokie Park District
FY 2019/2020 Budget Analysis
Revenue Facilities

| Fund/Ctr/Acty | FY 2019 Budget | FY 2019 8 Month Actual | FY 2019 Projected Year End | FY 2020 Budget |
|----------------------------------|-------------------|---------------------------|-------------------------------|-------------------|
| 40248X Devonshire Aquatic Center | | | | |
| <u>REVENUES:</u> | | | | |
| 1 Daily Admissions | 47,445 | 50,535 | 50,535 | 48,445 |
| 1 Season Passes | 83,500 | 87,450 | 87,450 | 83,500 |
| 1 Pool Rentals | 26,250 | 24,683 | 24,684 | 26,250 |
| Special Events/Parties | 5,700 | 4,300 | 4,300 | 5,700 |
| Learn To Swim | 0 | 0 | 0 | 0 |
| Miscellaneous Revenue | 2,000 | 975 | 1,975 | 2,000 |
| Total Revenues: | 164,895 | 167,943 | 168,944 | 165,895 |
| <u>EXPENSES:</u> | | | | |
| 2 Salary & Wages: | 110,169 | 95,357 | 100,673 | 109,401 |
| Contract Services: | 3,129 | 2,499 | 3,143 | 5,464 |
| Utilities: | 28,341 | 15,453 | 24,744 | 26,647 |
| General & Administration | 0 | 0 | 0 | 0 |
| Material & Supplies: | 11,570 | 10,027 | 11,000 | 11,570 |
| Equipment & Repairs: | 7,000 | 1,186 | 7,000 | 7,000 |
| Total Expenses: | 160,209 | 124,522 | 146,560 | 160,082 |
| Net Revenues - Expenses | 4,686 | 43,421 | 22,384 | 5,813 |

Footnotes:

#1: Hoping for a "Normal" summer.

#2: Increase in starting lifeguard wages

FUND: Revenue Facilities

| ACCOUNT NUMBER | ACCOUNT DESCRIPTION | --2017-- ACTUAL | --2018-- ACTUAL | ----- BUDGETED | 2019 8 MO. ACTUAL | ----- PROJECTED | --2020-- REQUESTED BUDGET |
|---|----------------------------|--------------------|--------------------|-------------------|-------------------------|--------------------|---------------------------------|
| BEGINNING BALANCE | | | | | | | 0 |
| Devonshire Aquatic Center | | | | | | | |
| REVENUES | | | | | | | |
| Open Activity | | | | | | | |
| General | | | | | | | |
| 40-24-80-405-4267 | Facility Rentals/Parties | 5,985 | 5,530 | 5,700 | 4,300 | 4,300 | 5,700 |
| 40-24-80-405-4316 | Camps/Groups | 24,000 | 23,468 | 26,250 | 24,683 | 24,684 | 26,250 |
| 40-24-80-405-4422 | Daily Admissions | 50,245 | 46,327 | 47,445 | 50,535 | 50,535 | 48,445 |
| 40-24-80-405-4423 | Season Passes | 81,300 | 85,130 | 83,500 | 87,450 | 87,450 | 83,500 |
| 40-24-80-405-4912 | Employee Uniforms | 0 | 0 | 0 | 0 | 0 | 0 |
| 40-24-80-405-4913 | Concession Commissions | 2,000 | 2,000 | 2,000 | 1,000 | 2,000 | 2,000 |
| 40-24-80-405-4962 | PayPhone Commissions | 0 | 0 | 0 | 0 | 0 | 0 |
| 40-24-80-405-4990 | Cash Short | (58) | (28) | 0 | (74) | (74) | 0 |
| 40-24-80-405-4992 | Cash Over | 124 | 23 | 0 | 49 | 49 | 0 |
| TOTAL General | | 163,596 | 162,450 | 164,895 | 167,943 | 168,944 | 165,895 |
| TOTAL Open Activity | | 163,596 | 162,450 | 164,895 | 167,943 | 168,944 | 165,895 |
| Learn To Swim | | | | | | | |
| LTS | | | | | | | |
| 40-24-86-406-4268 | Learn To Swim | 0 | 0 | 0 | 0 | 0 | 0 |
| TOTAL LTS | | 0 | 0 | 0 | 0 | 0 | 0 |
| Swim Team | | | | | | | |
| 40-24-86-407-4269 | Swim Team | 0 | 0 | 0 | 0 | 0 | 0 |
| TOTAL Swim Team | | 0 | 0 | 0 | 0 | 0 | 0 |
| TOTAL Learn To Swim | | 0 | 0 | 0 | 0 | 0 | 0 |
| TOTAL REVENUES: Devonshire Aquatic Center | | 163,596 | 162,450 | 164,895 | 167,943 | 168,944 | 165,895 |
| EXPENSES | | | | | | | |
| Open Activity | | | | | | | |
| General | | | | | | | |
| 40-24-80-405-5008 | S&W Manager | 11,767 | 12,293 | 12,598 | 8,455 | 12,598 | 12,604 |
| 40-24-80-405-5009 | S&W Assistant Manager | 0 | 0 | 0 | 0 | 0 | 0 |
| 40-24-80-405-5010 | S&W Supervisors | 16,554 | 24,048 | 18,060 | 13,876 | 14,250 | 15,960 |
| 40-24-80-405-5060 | S&W Maintenance Staff | 5,411 | 7,862 | 7,735 | 7,063 | 7,800 | 7,927 |
| 40-24-80-405-5069 | S&W Maintenance Allocation | 15,000 | 15,000 | 15,000 | 15,000 | 15,000 | 15,000 |
| 40-24-80-405-5070 | S&W Attendants-Cashiers | 8,088 | 8,929 | 9,148 | 9,525 | 9,525 | 9,148 |
| 40-24-80-405-5076 | S&W Guards | 43,019 | 46,308 | 47,628 | 41,438 | 41,500 | 48,762 |
| 40-24-80-405-5115 | C/S Computer Expenses | 0 | 0 | 0 | 0 | 0 | 2,000 |
| 40-24-80-405-5120 | C/S Subscriptions & Dues | 0 | 300 | 300 | 300 | 300 | 300 |

FUND: Revenue Facilities

| ACCOUNT NUMBER | ACCOUNT DESCRIPTION | --2017-- ACTUAL | --2018-- ACTUAL | ----- BUDGETED | 2019 8 MO. ACTUAL | ----- PROJECTED | --2020-- REQUESTED BUDGET |
|---------------------------------|-------------------------------|--------------------|--------------------|-------------------|-------------------------|--------------------|---------------------------------|
| Devonshire Aquatic Center | | | | | | | |
| EXPENSES | | | | | | | |
| Open Activity | | | | | | | |
| General | | | | | | | |
| 40-24-80-405-5125 | C/S Printing & Postage | 0 | 0 | 0 | 0 | 0 | 0 |
| 40-24-80-405-5127 | C/S Marketing Allocation | 0 | 0 | 574 | 0 | 450 | 814 |
| 40-24-80-405-5145 | C/S Rubbish Removal | 715 | 700 | 850 | 1,079 | 1,273 | 850 |
| 40-24-80-405-5185 | C/S Miscellaneous Service Con | 976 | 985 | 1,405 | 1,120 | 1,120 | 1,500 |
| 40-24-80-405-5201 | Electricity | 8,374 | 10,576 | 10,955 | 7,686 | 9,694 | 9,749 |
| 40-24-80-405-5203 | Water | 6,897 | 9,107 | 9,050 | 3,012 | 8,579 | 8,550 |
| 40-24-80-405-5205 | Natural Gas | 6,676 | 8,100 | 8,072 | 4,577 | 6,200 | 8,072 |
| 40-24-80-405-5206 | Security Alarm Service | 0 | 0 | 0 | 0 | 0 | 0 |
| 40-24-80-405-5207 | Communications | 253 | 245 | 264 | 178 | 271 | 276 |
| 40-24-80-405-5412 | M&S Program Supplies | 136 | 346 | 250 | 54 | 200 | 250 |
| 40-24-80-405-5430 | M&S Pool Chemicals | 9,677 | 9,791 | 9,520 | 8,638 | 9,000 | 9,520 |
| 40-24-80-405-5438 | M&S Maintenance Supplies | 1,727 | 1,653 | 1,600 | 1,335 | 1,600 | 1,600 |
| 40-24-80-405-5470 | M&S Office Supplies | 0 | 240 | 200 | 0 | 200 | 200 |
| 40-24-80-405-5501 | E&R Office Equipment | 73 | 164 | 800 | 0 | 800 | 800 |
| 40-24-80-405-5504 | E&R Pool Equipment | 810 | 654 | 1,700 | 683 | 1,700 | 1,700 |
| 40-24-80-405-5555 | E&R Repairs & Repalcements | 20,800 | 5,088 | 4,500 | 503 | 4,500 | 4,500 |
| TOTAL General | | 156,953 | 162,389 | 160,209 | 124,522 | 146,560 | 160,082 |
| TOTAL Open Activity | | 156,953 | 162,389 | 160,209 | 124,522 | 146,560 | 160,082 |
| Learn To Swim | | | | | | | |
| LTS | | | | | | | |
| 40-24-86-406-5020 | S&W Instructors L.T.S. | 0 | 0 | 0 | 0 | 0 | 0 |
| 40-24-86-406-5412 | M&S Program Supply-L.T.S. | 0 | 0 | 0 | 0 | 0 | 0 |
| TOTAL LTS | | 0 | 0 | 0 | 0 | 0 | 0 |
| Swim Team | | | | | | | |
| 40-24-86-407-5020 | S&W Instructors-Swim Team | 0 | 0 | 0 | 0 | 0 | 0 |
| 40-24-86-407-5412 | M&S Program Supply-Swim Team | 0 | 0 | 0 | 0 | 0 | 0 |
| TOTAL Swim Team | | 0 | 0 | 0 | 0 | 0 | 0 |
| TOTAL Learn To Swim | | 0 | 0 | 0 | 0 | 0 | 0 |
| TOTAL Devonshire Aquatic Center | | 156,953 | 162,389 | 160,209 | 124,522 | 146,560 | 160,082 |
| TOTAL REVENUES | | 163,596 | 162,450 | 164,895 | 167,943 | 168,944 | 165,895 |
| TOTAL EXPENSES | | 156,953 | 162,389 | 160,209 | 124,522 | 146,560 | 160,082 |
| SURPLUS (DEFICIT) | | 6,643 | 61 | 4,686 | 43,421 | 22,384 | 5,813 |

SWIM LESSONS

3/5/2019

Skokie Park District
FY 2019/2020 Budget Analysis
Revenue Facilities

| Fund/Ctr/Acty | FY 2019 Budget | FY 2019 8 Month Actual | FY 2019 Projected Year End | FY 2020 Budget |
|---------------------------|-------------------|---------------------------|-------------------------------|-------------------|
| 402580 Swim Lessons | | | | |
| <u>REVENUES:</u> | | | | |
| Daily Admissions | 840 | 352 | 400 | 840 |
| L.T.S. Registrations | 146,943 | 88,033 | 130,000 | 136,899 |
| Total Revenues: | 147,783 | 88,385 | 130,400 | 137,739 |
| <u>EXPENSES:</u> | | | | |
| 1 Salary & Wages: | 81,846 | 44,760 | 68,700 | 79,771 |
| Contract Services: | 1,600 | 550 | 1,550 | 1,800 |
| Utilities: | 0 | 0 | 0 | 0 |
| General & Administration: | 0 | 0 | 0 | 0 |
| Material & Supplies: | 2,000 | 0 | 1,500 | 2,750 |
| Equipment & Repairs: | 0 | 0 | 0 | 0 |
| Total Expenses: | 85,446 | 45,310 | 71,750 | 84,321 |
| Net Revenues - Expenses | 62,337 | 43,075 | 58,650 | 53,418 |

Footnote:

#1 Increase in wage rate for lifeguards

FUND: Revenue Facilities

| ACCOUNT NUMBER | ACCOUNT DESCRIPTION | --2017-- ACTUAL | --2018-- ACTUAL | ----- BUDGETED | 2019 8 MO. ACTUAL | ----- PROJECTED | --2020-- REQUESTED BUDGET |
|------------------------------|--------------------------------|--------------------|--------------------|-------------------|-------------------------|--------------------|---------------------------------|
| BEGINNING BALANCE | | | | | | | 0 |
| Swim Lessons | | | | | | | |
| REVENUES | | | | | | | |
| Open Activity | | | | | | | |
| Joint District 219 | | | | | | | |
| 40-25-80-407-4269 | Registrations-Joint D 219 | 94,213 | 857 | 0 | (31) | 0 | 0 |
| TOTAL Joint District 219 | | 94,213 | 857 | 0 | (31) | 0 | 0 |
| Winter Aquatics | | | | | | | |
| 40-25-80-408-4268 | L.T.S. Registrations | 28,600 | 131,196 | 146,943 | 88,064 | 130,000 | 136,899 |
| 40-25-80-408-4270 | Watercize | 0 | 0 | 0 | 0 | 0 | 0 |
| 40-25-80-408-4271 | Training | 0 | 0 | 0 | 0 | 0 | 0 |
| 40-25-80-408-4422 | Daily Admissions Swim | 1,006 | 1,108 | 840 | 352 | 400 | 840 |
| TOTAL Winter Aquatics | | 29,606 | 132,304 | 147,783 | 88,416 | 130,400 | 137,739 |
| TOTAL Open Activity | | 123,819 | 133,161 | 147,783 | 88,385 | 130,400 | 137,739 |
| TOTAL REVENUES: Swim Lessons | | 123,819 | 133,161 | 147,783 | 88,385 | 130,400 | 137,739 |
| EXPENSES | | | | | | | |
| Open Activity | | | | | | | |
| Joint District 219 | | | | | | | |
| 40-25-80-407-5010 | S&W Supervisors Joint D219 | 9,179 | 0 | 0 | 0 | 0 | 0 |
| 40-25-80-407-5020 | S&W Instructors Joint D219 | 26,471 | 0 | 0 | 0 | 0 | 0 |
| 40-25-80-407-5076 | S&W Guards Joint D219 | 733 | 0 | 0 | 0 | 0 | 0 |
| 40-25-80-407-5412 | M&S Program Supply Joint D 219 | 241 | 0 | 0 | 0 | 0 | 0 |
| 40-25-80-407-5803 | Other District 219 Payout | 0 | 0 | 0 | 0 | 0 | 0 |
| TOTAL Joint District 219 | | 36,624 | 0 | 0 | 0 | 0 | 0 |
| Winter Aquatics | | | | | | | |
| 40-25-80-408-5010 | S&W Supervisors Winter Aquatic | 8,360 | 23,270 | 29,518 | 11,812 | 26,500 | 29,524 |
| 40-25-80-408-5020 | S&W Instructors | 10,727 | 41,923 | 44,228 | 30,986 | 38,500 | 44,228 |
| 40-25-80-408-5076 | S&W Guards Winter Aquatics | 2,957 | 3,847 | 8,100 | 1,962 | 3,700 | 6,019 |
| 40-25-80-408-5120 | C/S Subscriptions & Dues | 0 | 95 | 600 | 550 | 550 | 600 |
| 40-25-80-408-5150 | C/S Traing Expense | 402 | 712 | 1,000 | 0 | 1,000 | 1,200 |
| 40-25-80-408-5412 | M&S Program Supply W.Aq. | 530 | 113 | 2,000 | 0 | 1,500 | 2,750 |
| TOTAL Winter Aquatics | | 22,976 | 69,960 | 85,446 | 45,310 | 71,750 | 84,321 |
| TOTAL Open Activity | | 59,600 | 69,960 | 85,446 | 45,310 | 71,750 | 84,321 |
| TOTAL Swim Lessons | | 59,600 | 69,960 | 85,446 | 45,310 | 71,750 | 84,321 |
| TOTAL REVENUES | | 123,819 | 133,161 | 147,783 | 88,385 | 130,400 | 137,739 |
| TOTAL EXPENSES | | 59,600 | 69,960 | 85,446 | 45,310 | 71,750 | 84,321 |
| SURPLUS (DEFICIT) | | 64,219 | 63,201 | 62,337 | 43,075 | 58,650 | 53,418 |

SKOKIE WATER PLAYGROUND

3/5/2019

Skokie Park District
FY 2019/2020 Budget Analysis
Revenue Facilities

| Fund/Ctr/Acty | FY 2019 Budget | FY 2019 8 Month Actual | FY 2019 Projected Year End | FY 2020 Budget |
|--------------------------------|-------------------|---------------------------|-------------------------------|-------------------|
| 40268X Skokie Water Playground | | | | |
| <u>REVENUES:</u> | | | | |
| Daily Admissions | 267,295 | 299,444 | 299,444 | 283,145 |
| Season Passes | 193,425 | 201,867 | 201,867 | 193,425 |
| Pool Rentals | 68,700 | 68,061 | 69,000 | 68,700 |
| Special Events/Parties | 35,400 | 31,038 | 31,038 | 35,400 |
| Aquatics Camp | 13,180 | 13,834 | 13,834 | 13,400 |
| Miscellaneous Revenue | 5,000 | 5,196 | 6,196 | 5,000 |
| Total Revenues: | 583,000 | 619,440 | 621,379 | 599,070 |
| <u>EXPENSES:</u> | | | | |
| Salary & Wages: | 345,776 | 287,517 | 316,344 | 345,661 |
| Contract Services: | 22,417 | 10,603 | 21,037 | 25,600 |
| Utilities: | 82,825 | 72,151 | 84,538 | 91,619 |
| General & Administration | 31,868 | 23,730 | 31,500 | 32,864 |
| Material & Supplies: | 32,875 | 27,489 | 29,758 | 32,875 |
| Equipment & Repairs: | 27,075 | 8,559 | 26,600 | 28,775 |
| Total Expenses: | 542,836 | 430,049 | 509,777 | 557,394 |
| Net Revenues - Expenses | 40,164 | 189,391 | 111,602 | 41,676 |

General Comment "Budget for a NORMAL Summer"

FUND: Revenue Facilities

| ACCOUNT NUMBER | ACCOUNT DESCRIPTION | --2017-- | --2018-- | 2019 | | --2020-- | |
|---|-----------------------------|----------|----------|----------|-----------------|-----------|---------------------|
| | | ACTUAL | ACTUAL | BUDGETED | 8 MO. ACTUAL | PROJECTED | REQUESTED BUDGET |
| ----- | | | | | | | |
| BEGINNING BALANCE | | | | | | 0 | |
| Skokie Water Playground | | | | | | | |
| REVENUES | | | | | | | |
| Open Activity | | | | | | | |
| General | | | | | | | |
| 40-26-80-409-4267 | Facility Rentals/Parties | 31,006 | 34,433 | 35,400 | 31,038 | 31,038 | 35,400 |
| 40-26-80-409-4316 | Camps/Groups | 47,763 | 52,881 | 68,700 | 68,061 | 69,000 | 68,700 |
| 40-26-80-409-4422 | Daily Admissions | 323,029 | 284,766 | 267,295 | 299,444 | 299,444 | 283,145 |
| 40-26-80-409-4423 | Season Passes | 189,705 | 199,362 | 193,425 | 201,867 | 201,867 | 193,425 |
| 40-26-80-409-4900 | Miscellaneous Revenue | 0 | 0 | 0 | 0 | 0 | 0 |
| 40-26-80-409-4912 | Employee Uniforms | 0 | 0 | 0 | 0 | 0 | 0 |
| 40-26-80-409-4913 | Concessions-Commissions | 5,000 | 3,000 | 5,000 | 4,000 | 5,000 | 5,000 |
| 40-26-80-409-4962 | PayPhone Commissions | 0 | 0 | 0 | 0 | 0 | 0 |
| 40-26-80-409-4990 | Cash Short | (172) | (153) | 0 | (164) | (164) | 0 |
| 40-26-80-409-4992 | Cash Over | 302 | 81 | 0 | 110 | 110 | 0 |
| 40-26-80-409-4999 | Transfers In | 1,000 | 200 | 0 | 1,250 | 1,250 | 0 |
| ----- | | | | | | | |
| TOTAL General | | 597,633 | 574,570 | 569,820 | 605,606 | 607,545 | 585,670 |
| TOTAL Open Activity | | 597,633 | 574,570 | 569,820 | 605,606 | 607,545 | 585,670 |
| Learn To Swim | | | | | | | |
| LTS | | | | | | | |
| 40-26-86-406-4268 | Learn To Swim | 1,295 | 2,665 | 0 | 0 | 0 | 0 |
| ----- | | | | | | | |
| TOTAL LTS | | 1,295 | 2,665 | 0 | 0 | 0 | 0 |
| Aquatics Camp | | | | | | | |
| 40-26-86-410-4112 | Registrations-Aquatics Camp | 8,239 | 17,104 | 13,180 | 13,834 | 13,834 | 13,400 |
| ----- | | | | | | | |
| TOTAL Aquatics Camp | | 8,239 | 17,104 | 13,180 | 13,834 | 13,834 | 13,400 |
| TOTAL Learn To Swim | | 9,534 | 19,769 | 13,180 | 13,834 | 13,834 | 13,400 |
| TOTAL REVENUES: Skokie Water Playground | | 607,167 | 594,339 | 583,000 | 619,440 | 621,379 | 599,070 |
| EXPENSES | | | | | | | |
| Open Activity | | | | | | | |
| General | | | | | | | |
| 40-26-80-409-5008 | S&W Manager | 86,932 | 91,633 | 81,452 | 61,916 | 81,450 | 79,955 |
| 40-26-80-409-5009 | S&W Assistant Manager | 0 | 0 | 0 | 0 | 0 | 0 |
| 40-26-80-409-5010 | S&W Supervisors | 27,942 | 32,646 | 42,143 | 23,572 | 25,000 | 39,343 |
| 40-26-80-409-5060 | S&W Maintenance Staff | 32,021 | 41,099 | 47,894 | 40,137 | 48,000 | 48,944 |
| 40-26-80-409-5069 | S&W Maintenance Allocation | 20,000 | 20,000 | 20,000 | 20,000 | 20,000 | 20,000 |
| 40-26-80-409-5070 | S&W Attendants-Cashiers | 13,891 | 13,946 | 15,727 | 14,091 | 14,092 | 16,093 |
| 40-26-80-409-5076 | S&W Guards | 97,813 | 107,096 | 131,285 | 120,709 | 120,709 | 132,536 |

FUND: Revenue Facilities

| ACCOUNT NUMBER | ACCOUNT DESCRIPTION | --2017-- | --2018-- | ----- 2019 ----- | | --2020-- |
|---------------------------|--------------------------------|----------|----------|------------------|-----------------|-----------|
| | | ACTUAL | ACTUAL | BUDGETED | 8 MO. ACTUAL | PROJECTED |
| ----- | | | | | | |
| Skokie Water Playground | | | | | | |
| EXPENSES | | | | | | |
| Open Activity | | | | | | |
| General | | | | | | |
| 40-26-80-409-5115 | C/S Computer Expenses | 0 | 0 | 0 | 0 | 2,300 |
| 40-26-80-409-5120 | C/S Subscription & Dues | 1,049 | 1,034 | 1,245 | 983 | 1,245 |
| 40-26-80-409-5125 | C/S Printing & Postage | 45 | 0 | 500 | 0 | 500 |
| 40-26-80-409-5127 | C/S Marketing Allocation | 44 | 627 | 1,340 | 0 | 1,900 |
| 40-26-80-409-5130 | C/S Uniforms | 7,109 | 7,877 | 8,040 | 3,855 | 8,040 |
| 40-26-80-409-5145 | C/S Rubbish Removal | 2,035 | 1,841 | 1,832 | 2,038 | 2,015 |
| 40-26-80-409-5150 | C/S Training Expense | 5,770 | 5,309 | 5,700 | 93 | 5,700 |
| 40-26-80-409-5157 | C/S Security | 0 | 0 | 0 | 0 | 0 |
| 40-26-80-409-5185 | C/S Misc. Service Contracts | 1,776 | 2,451 | 2,260 | 1,964 | 2,300 |
| 40-26-80-409-5201 | Electricity | 25,299 | 26,365 | 28,031 | 19,087 | 30,335 |
| 40-26-80-409-5203 | Water | 22,942 | 36,783 | 34,305 | 37,707 | 41,550 |
| 40-26-80-409-5205 | Natural Gas | 19,104 | 20,664 | 19,565 | 14,788 | 18,786 |
| 40-26-80-409-5206 | Security Alarm Service | 0 | 0 | 0 | 0 | 0 |
| 40-26-80-409-5207 | Communications | 1,998 | 1,066 | 924 | 569 | 948 |
| 40-26-80-409-5350 | G&A Employee Benefits | 31,473 | 29,255 | 31,868 | 23,730 | 32,864 |
| 40-26-80-409-5412 | M&S Program Supplies | 856 | 1,142 | 1,200 | 56 | 1,200 |
| 40-26-80-409-5430 | M&S Pool Chemicals | 31,073 | 24,600 | 26,325 | 23,368 | 26,325 |
| 40-26-80-409-5438 | M&S Maintenance Supplies | 4,404 | 3,808 | 4,600 | 3,657 | 4,600 |
| 40-26-80-409-5470 | M&S Office Supplies | 96 | 259 | 250 | 0 | 250 |
| 40-26-80-409-5501 | E&R Office Equipment | 186 | 283 | 4,900 | 3,944 | 3,600 |
| 40-26-80-409-5504 | E&R Pool Equipment | 2,586 | 1,209 | 2,775 | 1,137 | 2,775 |
| 40-26-80-409-5555 | E&R Repairs & Replacements | 38,098 | 16,044 | 19,400 | 3,478 | 22,400 |
| TOTAL General | | 474,542 | 487,037 | 533,561 | 420,879 | 546,504 |
| TOTAL Open Activity | | 474,542 | 487,037 | 533,561 | 420,879 | 546,504 |
| ----- | | | | | | |
| Learn To Swim | | | | | | |
| LTS | | | | | | |
| 40-26-86-406-5020 | S&W Instructor-L.T.S. | 0 | 0 | 0 | 0 | 0 |
| 40-26-86-406-5164 | C/S ADA Compliance Instructors | 0 | 0 | 0 | 0 | 0 |
| 40-26-86-406-5412 | M&S Program Supply-L.T.S. | 0 | 0 | 0 | 0 | 0 |
| TOTAL LTS | | 0 | 0 | 0 | 0 | 0 |
| ----- | | | | | | |
| Summer Swim America | | | | | | |
| 40-26-86-407-5010 | S&W Supervisors | 0 | 0 | 0 | 0 | 0 |
| 40-26-86-407-5020 | S&W Instructors | 0 | 0 | 0 | 0 | 0 |
| 40-26-86-407-5412 | M&S Program Supplies | 0 | 0 | 0 | 0 | 0 |
| TOTAL Summer Swim America | | 0 | 0 | 0 | 0 | 0 |
| ----- | | | | | | |

FUND: Revenue Facilities

| ACCOUNT NUMBER | ACCOUNT DESCRIPTION | --2017-- | --2018-- | ----- 2019 ----- | | --2020-- | |
|-------------------------------|-------------------------------|----------|----------|------------------|-----------------|-----------|---------------------|
| | | ACTUAL | ACTUAL | BUDGETED | 8 MO. ACTUAL | PROJECTED | REQUESTED BUDGET |
| ----- | | | | | | | |
| Skokie Water Playground | | | | | | | |
| Learn To Swim | | | | | | | |
| Aquatics Camp | | | | | | | |
| 40-26-86-410-5020 | S&W Instructor-Aqua. Camp | 4,228 | 7,013 | 7,275 | 7,092 | 7,093 | 8,790 |
| 40-26-86-410-5112 | C/S Transportation/Admissions | 1,143 | 1,244 | 1,500 | 1,670 | 1,671 | 1,600 |
| 40-26-86-410-5207 | Communications | 0 | 0 | 0 | 0 | 0 | 0 |
| 40-26-86-410-5412 | M&S Program Supply-Aqua.Camp | 411 | 452 | 500 | 408 | 408 | 500 |
| ----- | | | | | | | |
| TOTAL Aquatics Camp | | 5,782 | 8,709 | 9,275 | 9,170 | 9,172 | 10,890 |
| TOTAL Learn To Swim | | 5,782 | 8,709 | 9,275 | 9,170 | 9,172 | 10,890 |
| TOTAL Skokie Water Playground | | 480,324 | 495,746 | 542,836 | 430,049 | 509,777 | 557,394 |
| ----- | | | | | | | |
| TOTAL REVENUES | | 607,167 | 594,339 | 583,000 | 619,440 | 621,379 | 599,070 |
| TOTAL EXPENSES | | 480,324 | 495,746 | 542,836 | 430,049 | 509,777 | 557,394 |
| SURPLUS (DEFICIT) | | 126,843 | 98,593 | 40,164 | 189,391 | 111,602 | 41,676 |

ATHLETIC CAMPS

3/5/2019

Skokie Park District
 FY 2019/2020 Budget Analysis
 Revenue Facilities Fund

| Fund/Ctr/Acty | FY 2019 Budget | FY 2019 8 Month Actual | FY 2019 Projected Year End | FY 2020 Budget |
|--------------------------|-------------------|---------------------------|-------------------------------|-------------------|
| 4030XX Camps | | | | |
| <u>REVENUES:</u> | | | | |
| Camp Registrations | 312,044 | 309,104 | 308,943 | 348,819 |
| Transfers In | 0 | 0 | 0 | 0 |
| Total Revenues: | 312,044 | 309,104 | 308,943 | 348,819 |
| <u>EXPENSES:</u> | | | | |
| 1 Salary & Wages: | 134,447 | 143,990 | 143,990 | 166,451 |
| Contract Services: | 90,165 | 80,974 | 80,974 | 86,385 |
| Utilities: | 0 | 0 | 0 | 0 |
| General & Administration | 0 | 0 | 0 | 0 |
| Material & Supplies: | 3,790 | 4,463 | 4,417 | 4,270 |
| Equipment & Repairs: | 0 | 0 | 0 | 0 |
| Total Expenses: | 228,402 | 229,427 | 229,381 | 257,106 |
| Net Revenues - Expenses | 83,642 | 79,677 | 79,562 | 91,713 |

FUND: Revenue Facilities

| ACCOUNT NUMBER | ACCOUNT DESCRIPTION | --2017-- ACTUAL | --2018-- ACTUAL | ----- BUDGETED | 2019 8 MO. ACTUAL | ----- PROJECTED | --2020-- REQUESTED BUDGET |
|--------------------------|-------------------------------|--------------------|--------------------|-------------------|-------------------------|--------------------|---------------------------------|
| ----- | | | | | | | 0 |
| BEGINNING BALANCE | | | | | | | |
| Camps | | | | | | | |
| REVENUES | | | | | | | |
| Sports Camp | | | | | | | |
| Sports Camp | | | | | | | |
| 40-30-32-411-4112 | Registration-Sports Camp | 109,758 | 123,355 | 129,690 | 142,654 | 142,463 | 167,401 |
| 40-30-32-411-4999 | Transfers In | 0 | 0 | 0 | 0 | 0 | 0 |
| ----- | | | | | | | ----- |
| TOTAL | Sports Camp | 109,758 | 123,355 | 129,690 | 142,654 | 142,463 | 167,401 |
| Specialty Camps | | | | | | | |
| 40-30-32-412-4112 | Registrations-Specialty Camps | 16,156 | 13,124 | 16,750 | 23,069 | 23,069 | 22,950 |
| ----- | | | | | | | ----- |
| TOTAL | Specialty Camps | 16,156 | 13,124 | 16,750 | 23,069 | 23,069 | 22,950 |
| Hot Shots Summer Camps | | | | | | | |
| 40-30-32-421-4112 | Registrations SSSC | 15,638 | 19,133 | 16,150 | 21,777 | 21,777 | 16,150 |
| ----- | | | | | | | ----- |
| TOTAL | Hot Shots Summer Camps | 15,638 | 19,133 | 16,150 | 21,777 | 21,777 | 16,150 |
| Weber Indoor Sports Camp | | | | | | | |
| 40-30-32-426-4112 | Registrations WISC | 81,595 | 59,331 | 72,730 | 66,686 | 66,686 | 77,084 |
| ----- | | | | | | | ----- |
| TOTAL | Weber Indoor Sports Camp | 81,595 | 59,331 | 72,730 | 66,686 | 66,686 | 77,084 |
| TOTAL | Sports Camp | 223,147 | 214,943 | 235,320 | 254,186 | 253,995 | 283,585 |
| Middle School Camp | | | | | | | |
| Middle School Camp | | | | | | | |
| 40-30-33-413-4112 | Registrations-Middle School | 37,894 | 48,347 | 51,899 | 40,770 | 40,770 | 47,332 |
| ----- | | | | | | | ----- |
| TOTAL | Middle School Camp | 37,894 | 48,347 | 51,899 | 40,770 | 40,770 | 47,332 |
| TOTAL | Middle School Camp | 37,894 | 48,347 | 51,899 | 40,770 | 40,770 | 47,332 |
| Sports Max Camp | | | | | | | |
| Sports Max Camp | | | | | | | |
| 40-30-34-433-4112 | Registrations-Sports Max Camp | 0 | 0 | 0 | 0 | 0 | 0 |
| ----- | | | | | | | ----- |
| TOTAL | Sports Max Camp | 0 | 0 | 0 | 0 | 0 | 0 |
| TOTAL | Sports Max Camp | 0 | 0 | 0 | 0 | 0 | 0 |

FUND: Revenue Facilities

| ACCOUNT NUMBER | ACCOUNT DESCRIPTION | --2017-- ACTUAL | --2018-- ACTUAL | ----- BUDGETED | 2019 8 MO. ACTUAL | ----- PROJECTED | --2020-- REQUESTED BUDGET |
|-----------------------------------|--------------------------------|--------------------|--------------------|-------------------|-------------------------|--------------------|---------------------------------|
| Camps | | | | | | | |
| 40-30-35-403-4112 | Registrations-Little Athletes | 0 | 0 | 24,825 | 14,148 | 14,148 | 17,902 |
| TOTAL Little Athletes Summer Camp | | 0 | 0 | 24,825 | 14,148 | 14,148 | 17,902 |
| TOTAL Little Athletes Summer Camp | | 0 | 0 | 24,825 | 14,148 | 14,148 | 17,902 |
| TOTAL REVENUES: Camps | | 261,041 | 263,290 | 312,044 | 309,104 | 308,913 | 348,819 |
| EXPENSES | | | | | | | |
| Sports Camps | | | | | | | |
| 40-30-32-411-5019 | S&W Instructors-S/C | 9,260 | 11,164 | 12,196 | 9,272 | 9,272 | 12,828 |
| 40-30-32-411-5039 | S&W Leaders S/C | 31,177 | 48,355 | 46,294 | 56,843 | 56,843 | 70,948 |
| 40-30-32-411-5112 | C/S Transp. & Admiss. Sprts.Ca | 24,978 | 28,411 | 28,010 | 22,029 | 22,029 | 28,010 |
| 40-30-32-411-5142 | C/S Facility Rental | 8,128 | 8,720 | 8,945 | 7,991 | 7,991 | 7,525 |
| 40-30-32-411-5164 | C/S ADA Compliance Instructors | 0 | 0 | 0 | 0 | 0 | 0 |
| 40-30-32-411-5207 | Communications | 405 | 0 | 0 | 0 | 0 | 0 |
| 40-30-32-411-5412 | M&S Program Supplies | 3,822 | 3,087 | 1,880 | 2,349 | 2,349 | 2,180 |
| TOTAL Sports Camp | | 77,770 | 99,737 | 97,325 | 98,484 | 98,484 | 121,491 |
| Speciality Camps | | | | | | | |
| 40-30-32-412-5101 | C/S Program Services Spclty.Cp | 11,631 | 10,826 | 11,725 | 17,001 | 17,001 | 16,065 |
| TOTAL Speciality Camps | | 11,631 | 10,826 | 11,725 | 17,001 | 17,001 | 16,065 |
| Hot Shots Summer Camps | | | | | | | |
| 40-30-32-421-5019 | S&W Instructors SSSC | 10,250 | 13,607 | 11,305 | 14,622 | 14,622 | 11,305 |
| 40-30-32-421-5039 | S&W Leaders SSSC | 0 | 0 | 0 | 0 | 0 | 0 |
| 40-30-32-421-5112 | C/S Transportation & Admission | 0 | 0 | 0 | 0 | 0 | 0 |
| 40-30-32-421-5142 | C/S Facility Rental | 0 | 0 | 0 | 0 | 0 | 0 |
| 40-30-32-421-5207 | Communications | 0 | 51 | 0 | 0 | 0 | 0 |
| 40-30-32-421-5412 | M&S Program Supplies SSSC | 0 | 0 | 0 | 0 | 0 | 0 |
| TOTAL Hot Shots Summer Camps | | 10,250 | 13,658 | 11,305 | 14,622 | 14,622 | 11,305 |
| Weber Indoor Sports Camp | | | | | | | |
| 40-30-32-426-5019 | S&W Instructors WISC | 13,861 | 7,072 | 10,325 | 11,089 | 11,089 | 10,944 |
| 40-30-32-426-5039 | S&W Leaders | 14,179 | 22,231 | 22,680 | 19,493 | 19,493 | 27,208 |
| 40-30-32-426-5112 | C/S Transportation & Admission | 13,699 | 14,460 | 14,655 | 13,401 | 13,401 | 14,617 |
| 40-30-32-426-5142 | C/S Facility Rental | 6,029 | 12,420 | 5,487 | 5,115 | 5,115 | 3,975 |
| 40-30-32-426-5207 | Communications | 0 | 0 | 0 | 0 | 0 | 0 |

FUND: Revenue Facilities

| ACCOUNT NUMBER | ACCOUNT DESCRIPTION | --2017-- ACTUAL | --2018-- ACTUAL | ----- BUDGETED | 2019 8 MO. ACTUAL | ----- PROJECTED | --2020-- REQUESTED BUDGET |
|-----------------------------------|--------------------------------|--------------------|--------------------|-------------------|-------------------------|--------------------|---------------------------------|
| Camps | | | | | | | |
| EXPENSES | | | | | | | |
| Sports Camps | | | | | | | |
| Weber Indoor Sports Camp | | | | | | | |
| 40-30-32-426-5412 | M&S Program Supplies WISC | 1,978 | 2,254 | 1,400 | 1,628 | 1,607 | 1,430 |
| TOTAL Weber Indoor Sports Camp | | 49,746 | 58,437 | 54,547 | 50,726 | 50,705 | 58,174 |
| TOTAL Sports Camps | | 149,397 | 182,658 | 174,902 | 180,833 | 180,812 | 207,035 |
| Middle School Camp | | | | | | | |
| Middle School Camp | | | | | | | |
| 40-30-33-413-5019 | S&W Instructors- | 20,178 | 19,537 | 21,395 | 21,693 | 21,693 | 21,245 |
| 40-30-33-413-5112 | C/S Transportation & Admission | 9,728 | 9,750 | 10,805 | 10,855 | 10,855 | 10,805 |
| 40-30-33-413-5142 | C/S Facility Rental | 3,017 | 3,724 | 4,112 | 2,764 | 2,764 | 3,212 |
| 40-30-33-413-5207 | Communications | 0 | 0 | 0 | 0 | 0 | 0 |
| 40-30-33-413-5412 | M&S Program Supplies | 1,233 | 1,394 | 510 | 377 | 352 | 460 |
| TOTAL Middle School Camp | | 34,156 | 34,405 | 36,822 | 35,689 | 35,664 | 35,722 |
| TOTAL Middle School Camp | | 34,156 | 34,405 | 36,822 | 35,689 | 35,664 | 35,722 |
| Sports Max Camp | | | | | | | |
| Sports Max Camp | | | | | | | |
| 40-30-34-433-5019 | S&W Instructors S.M.C. | 0 | 0 | 0 | 0 | 0 | 0 |
| 40-30-34-433-5112 | C/S Trans. & Admissns. S.M.C. | 0 | 0 | 0 | 0 | 0 | 0 |
| 40-30-34-433-5142 | C/S Facility Rental | 0 | 0 | 0 | 0 | 0 | 0 |
| 40-30-34-433-5207 | Communications | 0 | 0 | 0 | 0 | 0 | 0 |
| 40-30-34-433-5412 | M&S Program Supplies S.M.C. | 0 | 0 | 0 | 0 | 0 | 0 |
| TOTAL Sports Max Camp | | 0 | 0 | 0 | 0 | 0 | 0 |
| TOTAL Sports Max Camp | | 0 | 0 | 0 | 0 | 0 | 0 |
| Little Athletes Summer Camp | | | | | | | |
| Little Athletes Summer Camp | | | | | | | |
| 40-30-35-403-5019 | S&W Instructors LASC | 0 | 0 | 600 | 3,937 | 3,937 | 3,888 |
| 40-30-35-403-5039 | S&W Leaders LASC | 0 | 0 | 9,652 | 7,041 | 7,041 | 8,085 |
| 40-30-35-403-5112 | C/S Transportation & Admission | 0 | 0 | 4,626 | 1,076 | 1,076 | 1,428 |
| 40-30-35-403-5142 | C/S Facility Rental | 0 | 0 | 1,800 | 742 | 742 | 748 |
| 40-30-35-403-5207 | Communications | 0 | 0 | 0 | 0 | 0 | 0 |
| 40-30-35-403-5412 | M&S Program Supplies | 0 | 0 | 0 | 109 | 109 | 200 |
| TOTAL Little Athletes Summer Camp | | 0 | 0 | 16,678 | 12,905 | 12,905 | 14,349 |
| TOTAL Little Athletes Summer Camp | | 0 | 0 | 16,678 | 12,905 | 12,905 | 14,349 |

DATE: 03/05/2019
 TIME: 17:14:40
 ID: BP430000.WOW

SKOKIE PARK DISTRICT
 DETAILED BUDGET REPORT

FUND: Revenue Facilities

| ACCOUNT NUMBER | ACCOUNT DESCRIPTION | --2017-- | --2018-- | ----- 2019 ----- | | --2020-- | |
|-------------------|---------------------|----------|----------|------------------|-----------------|-----------|---------------------|
| | | ACTUAL | ACTUAL | BUDGETED | 8 MO. ACTUAL | PROJECTED | REQUESTED BUDGET |
| TOTAL Camps | | 183,553 | 217,063 | 228,402 | 229,427 | 229,381 | 257,106 |
| TOTAL REVENUES | | 261,041 | 263,290 | 312,044 | 309,104 | 308,913 | 348,819 |
| TOTAL EXPENSES | | 183,553 | 217,063 | 228,402 | 229,427 | 229,381 | 257,106 |
| SURPLUS (DEFICIT) | | 77,488 | 46,227 | 83,642 | 79,677 | 79,532 | 91,713 |

ATHLETICS

3/5/2019

Skokie Park District
 FY 2019/2020 Budget Analysis
 Revenue Facilities Fund

| Fund/Ctr/Acty | FY 2019 Budget | FY 2019 8 Month Actual | FY 2019 Projected Year End | FY 2020 Budget |
|--------------------------|-------------------|---------------------------|-------------------------------|-------------------|
| 4040XX Athletics | | | | |
| <u>REVENUES:</u> | | | | |
| General Admin.Revenue | 30,500 | 16,720 | 26,500 | 42,500 |
| Athletic Classes | 28,876 | 41,697 | 38,500 | 37,250 |
| Tennis Lessons | 93,802 | 59,504 | 76,008 | 83,984 |
| Pickle Ball | 8,064 | 9,377 | 13,250 | 14,560 |
| Softball Leagues/Tourney | 37,850 | 25,296 | 34,506 | 35,700 |
| Fall Baseball League | 5,100 | 4,000 | 4,000 | 4,250 |
| Basketball Leagues/Tourn | 21,265 | 17,974 | 22,475 | 23,440 |
| Soccer Leagues | 8,570 | 810 | 5,100 | 8,570 |
| CSL Basketball | 36,950 | 25,250 | 33,945 | 36,950 |
| AYSO Affiliates | 10,000 | 0 | 10,000 | 10,000 |
| North Suburban B-Ball Lg | 6,000 | 0 | 5,400 | 5,400 |
| Skokie Youth Affiliate | 1,500 | 1,870 | 1,870 | 1,500 |
| Skokie Indians Affiliate | 3,000 | 0 | 3,000 | 3,000 |
| Wolverine Wrestling Prgr | 0 | 0 | 0 | 0 |
| Flag Football | 12,150 | 6,510 | 9,315 | 10,125 |
| Whiffleball | 2,550 | 138 | 138 | 0 |
| Football Feeder Program | 20,100 | 12,887 | 10,937 | 14,000 |
| Total Revenues: | 326,277 | 222,033 | 294,944 | 331,229 |
| <u>EXPENSES:</u> | | | | |
| Salary & Wages: | 216,088 | 152,588 | 227,596 | 232,848 |
| Contract Services: | 60,860 | 29,426 | 53,544 | 61,934 |
| Utilities: | 360 | 180 | 360 | 360 |
| General & Administration | 11,988 | 8,890 | 11,965 | 12,420 |
| Material & Supplies: | 30,904 | 16,045 | 28,296 | 29,835 |
| Equipment & Repairs: | 0 | 0 | 1,639 | 0 |
| Total Expenses: | 320,200 | 207,129 | 323,400 | 337,397 |
| Net Revenues - Expenses | 6,077 | 14,904 | (28,456) | (6,168) |

FUND: Revenue Facilities

| ACCOUNT NUMBER | ACCOUNT DESCRIPTION | --2017-- ACTUAL | --2018-- ACTUAL | BUDGETED | 2019 8 MO. ACTUAL | 2019 PROJECTED | --2020-- REQUESTED BUDGET |
|--------------------------|----------------------------|--------------------|--------------------|----------|-------------------------|-------------------|---------------------------------|
| ----- | | | | | | | 0 |
| BEGINNING BALANCE | | | | | | | |
| Athletics | | | | | | | |
| REVENUES | | | | | | | |
| Administration | | | | | | | |
| General | | | | | | | |
| 40-40-10-414-4319 | Athletic Field Permits | 16,837 | 19,868 | 30,500 | 15,220 | 26,500 | 42,500 |
| 40-40-10-414-4919 | District 219 Contribution | 0 | 0 | 0 | 0 | 0 | 0 |
| 40-40-10-414-4964 | Food/Vending Commissions | 0 | 0 | 0 | 0 | 0 | 0 |
| 40-40-10-414-4999 | Transfers In | 0 | 1,750 | 0 | 1,500 | 0 | 0 |
| TOTAL General | | 16,837 | 21,618 | 30,500 | 16,720 | 26,500 | 42,500 |
| TOTAL Administration | | 16,837 | 21,618 | 30,500 | 16,720 | 26,500 | 42,500 |
| Classes | | | | | | | |
| Pre-School | | | | | | | |
| 40-40-11-415-4247 | Athletic Classes-PreSchool | 28,177 | 0 | 0 | 0 | 0 | 0 |
| TOTAL Pre-School | | 28,177 | 0 | 0 | 0 | 0 | 0 |
| Children | | | | | | | |
| 40-40-11-416-4247 | Athletic Classes-Children | 107,405 | 0 | 0 | 5,046 | 0 | 0 |
| TOTAL Children | | 107,405 | 0 | 0 | 5,046 | 0 | 0 |
| Martial Arts | | | | | | | |
| 40-40-11-417-4247 | Martial Arts | 38,542 | 37,068 | 28,876 | 36,651 | 38,500 | 37,250 |
| TOTAL Martial Arts | | 38,542 | 37,068 | 28,876 | 36,651 | 38,500 | 37,250 |
| TOTAL Classes | | 174,124 | 37,068 | 28,876 | 41,697 | 38,500 | 37,250 |
| Tennis | | | | | | | |
| Lessons Winter | | | | | | | |
| 40-40-61-446-4248 | Tennis Lessons-Winter | 0 | 0 | 0 | 0 | 0 | 0 |
| TOTAL Lessons Winter | | 0 | 0 | 0 | 0 | 0 | 0 |
| Round Robin League | | | | | | | |
| 40-40-61-451-4249 | Tennis-Round Robin League | 0 | 0 | 4,000 | 0 | 0 | 0 |
| TOTAL Round Robin League | | 0 | 0 | 4,000 | 0 | 0 | 0 |

FUND: Revenue Facilities

| ACCOUNT NUMBER | ACCOUNT DESCRIPTION | --2017-- ACTUAL | --2018-- ACTUAL | ----- BUDGETED | 2019 8 MO. ACTUAL | ----- PROJECTED | --2020-- REQUESTED BUDGET |
|-------------------------------|--------------------------------|--------------------|--------------------|-------------------|-------------------------|--------------------|---------------------------------|
| Athletics | | | | | | | |
| Tennis | | | | | | | |
| Lessons-Spring | | | | | | | |
| 40-40-61-452-4248 | Tennis Lessons-Spring | 0 | 0 | 0 | 0 | 0 | 0 |
| TOTAL Lessons-Spring | | 0 | 0 | 0 | 0 | 0 | 0 |
| Lessons Spring & Summer | | | | | | | |
| 40-40-61-453-4248 | Tennis Lessons-Spring/Summer | 0 | 0 | 0 | 0 | 0 | 0 |
| 40-40-61-453-4251 | Tennis Tournaments-Sprng/Sumer | 0 | 0 | 0 | 0 | 0 | 0 |
| TOTAL Lessons Spring & Summer | | 0 | 0 | 0 | 0 | 0 | 0 |
| Tennis- Fall & Winter | | | | | | | |
| 40-40-61-454-4248 | Tennis Registrations Fall/Wntr | 0 | 0 | 0 | 0 | 0 | 0 |
| 40-40-61-454-4251 | Tennis Tournaments Fall/Winter | 0 | 0 | 0 | 0 | 0 | 0 |
| TOTAL Tennis- Fall & Winter | | 0 | 0 | 0 | 0 | 0 | 0 |
| Reservations | | | | | | | |
| 40-40-61-455-4250 | Tennis Reservations | 0 | 0 | 0 | 0 | 0 | 0 |
| TOTAL Reservations | | 0 | 0 | 0 | 0 | 0 | 0 |
| Tennis Lessons All | | | | | | | |
| 40-40-61-610-4252 | Tennis Lessons Winter | 11,398 | 12,849 | 11,392 | 2,056 | 12,350 | 12,544 |
| 40-40-61-610-4253 | Tennis Lessons Spring | 6,507 | 3,389 | 8,790 | 240 | 6,450 | 7,560 |
| 40-40-61-610-4254 | Tennis Lessons Summer | 44,511 | 47,575 | 50,605 | 42,796 | 42,796 | 46,965 |
| 40-40-61-610-4255 | Tennis Lessons Fall | 16,023 | 15,922 | 19,015 | 14,412 | 14,412 | 16,915 |
| TOTAL Tennis Lessons All | | 78,439 | 79,735 | 89,802 | 59,504 | 76,008 | 83,984 |
| TOTAL Tennis | | 78,439 | 79,735 | 93,802 | 59,504 | 76,008 | 83,984 |
| Pickle Ball | | | | | | | |
| Pickle Ball | | | | | | | |
| 40-40-62-462-4115 | Pickle Ball Registration | 5,131 | 11,475 | 8,064 | 9,377 | 13,250 | 14,560 |
| 40-40-62-462-4999 | Transfers In Pickle Ball | 0 | 0 | 0 | 0 | 0 | 0 |
| TOTAL Pickle Ball | | 5,131 | 11,475 | 8,064 | 9,377 | 13,250 | 14,560 |
| TOTAL Pickle Ball | | 5,131 | 11,475 | 8,064 | 9,377 | 13,250 | 14,560 |

FUND: Revenue Facilities

| ACCOUNT NUMBER | ACCOUNT DESCRIPTION | --2017-- ACTUAL | --2018-- ACTUAL | ----- BUDGETED | 2019 8 MO. ACTUAL | ----- PROJECTED | --2020-- REQUESTED BUDGET |
|--------------------------------------|--------------------------------|--------------------|--------------------|-------------------|-------------------------|--------------------|---------------------------------|
| Athletics | | | | | | | |
| Other | | | | | | | |
| General | | | | | | | |
| 40-40-64-462-4246 | InLine Skating | 0 | 0 | 0 | 0 | 0 | 0 |
| 40-40-64-462-4279 | Picnic Kits | 0 | 0 | 0 | 0 | 0 | 0 |
| TOTAL General | | 0 | 0 | 0 | 0 | 0 | 0 |
| TOTAL Other | | 0 | 0 | 0 | 0 | 0 | 0 |
| Softball Leagues | | | | | | | |
| 12" Girls Fast Pitch Softbl Lg | | | | | | | |
| 40-40-67-456-4280 | Softball League-12" Girls FP | 4,050 | 5,750 | 6,400 | 725 | 6,400 | 5,750 |
| TOTAL 12" Girls Fast Pitch Softbl Lg | | 4,050 | 5,750 | 6,400 | 725 | 6,400 | 5,750 |
| 12" Co-Rec Fall | | | | | | | |
| 40-40-67-457-4280 | Softball Leagues-16" Fall | 0 | 0 | 0 | 0 | 0 | 0 |
| TOTAL 12" Co-Rec Fall | | 0 | 0 | 0 | 0 | 0 | 0 |
| 12" Summer | | | | | | | |
| 40-40-67-458-4280 | Softball Leagues-12" Summer | 13,575 | 13,975 | 14,050 | 14,781 | 14,781 | 15,350 |
| TOTAL 12" Summer | | 13,575 | 13,975 | 14,050 | 14,781 | 14,781 | 15,350 |
| 12" Fall | | | | | | | |
| 40-40-67-459-4280 | Softball Leagues-12" Fall | 5,918 | 5,200 | 6,150 | 4,490 | 4,490 | 4,850 |
| TOTAL 12" Fall | | 5,918 | 5,200 | 6,150 | 4,490 | 4,490 | 4,850 |
| 14" Summer Co-Rec | | | | | | | |
| 40-40-67-460-4280 | Softball Leagues-14" Sum.CoRec | 6,475 | 6,400 | 6,450 | 2,100 | 3,500 | 4,200 |
| TOTAL 14" Summer Co-Rec | | 6,475 | 6,400 | 6,450 | 2,100 | 3,500 | 4,200 |
| 14" Fall Co-Rec | | | | | | | |
| 40-40-67-461-4280 | Softball League-14" Fall CoRec | 3,125 | 2,525 | 3,300 | 3,200 | 3,835 | 4,050 |
| TOTAL 14" Fall Co-Rec | | 3,125 | 2,525 | 3,300 | 3,200 | 3,835 | 4,050 |
| TOTAL Softball Leagues | | 33,143 | 33,850 | 36,350 | 25,296 | 33,006 | 34,200 |

FUND: Revenue Facilities

| ACCOUNT NUMBER | ACCOUNT DESCRIPTION | --2017-- ACTUAL | --2018-- ACTUAL | BUDGETED | 2019 8 MO. ACTUAL | PROJECTED | --2020-- REQUESTED BUDGET |
|--------------------------------------|--------------------------------|--------------------|--------------------|----------|-------------------------|-----------|---------------------------------|
| Athletics | | | | | | | |
| Softball Tournaments | | | | | | | |
| General | | | | | | | |
| 40-40-68-463-4281 | Softball Tournaments | 0 | 0 | 1,500 | 0 | 1,500 | 1,500 |
| TOTAL General | | 0 | 0 | 1,500 | 0 | 1,500 | 1,500 |
| TOTAL Softball Tournaments | | 0 | 0 | 1,500 | 0 | 1,500 | 1,500 |
| High School Fall Baseball Leag | | | | | | | |
| High School Fall Baseball Leag | | | | | | | |
| 40-40-69-429-4280 | High School Fall Baseball Leag | 3,900 | 4,800 | 5,100 | 4,000 | 4,000 | 4,250 |
| TOTAL High School Fall Baseball Leag | | 3,900 | 4,800 | 5,100 | 4,000 | 4,000 | 4,250 |
| TOTAL High School Fall Baseball Leag | | 3,900 | 4,800 | 5,100 | 4,000 | 4,000 | 4,250 |
| Basketball | | | | | | | |
| Men's B-Ball | | | | | | | |
| 40-40-70-464-4282 | Men's Basketball | 11,256 | 9,000 | 14,465 | 15,600 | 15,600 | 15,965 |
| TOTAL Men's B-Ball | | 11,256 | 9,000 | 14,465 | 15,600 | 15,600 | 15,965 |
| 3 on 3 Holiday Tournament | | | | | | | |
| 40-40-70-465-4282 | Holiday 3 on 3 Tournament | 1,173 | 5,175 | 6,800 | 2,374 | 6,875 | 7,475 |
| TOTAL 3 on 3 Holiday Tournament | | 1,173 | 5,175 | 6,800 | 2,374 | 6,875 | 7,475 |
| TOTAL Basketball | | 12,429 | 14,175 | 21,265 | 17,974 | 22,475 | 23,440 |
| Volleyball | | | | | | | |
| Co-Rec @ WLC | | | | | | | |
| 40-40-71-435-4284 | Volleyball-CoRec-WLC | 0 | 0 | 0 | 0 | 0 | 0 |
| TOTAL Co-Rec @ WLC | | 0 | 0 | 0 | 0 | 0 | 0 |
| Co-Rec Sand | | | | | | | |
| 40-40-71-436-4284 | Volleyball CoRec-Sand | 0 | 0 | 0 | 0 | 0 | 0 |
| TOTAL Co-Rec Sand | | 0 | 0 | 0 | 0 | 0 | 0 |
| Tournaments | | | | | | | |
| 40-40-71-437-4284 | Volleyball Tournaments | 0 | 0 | 0 | 0 | 0 | 0 |
| TOTAL Tournaments | | 0 | 0 | 0 | 0 | 0 | 0 |
| TOTAL Volleyball | | 0 | 0 | 0 | 0 | 0 | 0 |

SKOKIE PARK DISTRICT
 DETAILED BUDGET REPORT

FUND: Revenue Facilities

| ACCOUNT NUMBER | ACCOUNT DESCRIPTION | --2017-- ACTUAL | --2018-- ACTUAL | ----- BUDGETED | 2019 8 MO. ACTUAL | ----- PROJECTED | --2020-- REQUESTED BUDGET |
|---------------------------------|--------------------------------|--------------------|--------------------|-------------------|-------------------------|--------------------|---------------------------------|
| Athletics | | | | | | | |
| Soccer | | | | | | | |
| Outdoor Soccer | | | | | | | |
| 40-40-72-431-4115 | Registrations | 0 | 0 | 3,900 | 0 | 3,900 | 3,900 |
| TOTAL Outdoor Soccer | | 0 | 0 | 3,900 | 0 | 3,900 | 3,900 |
| Adult Indoor Soccer | | | | | | | |
| 40-40-72-434-4115 | Prgrm.Regstratns.Indoor Soccer | 3,007 | 1,620 | 4,670 | 810 | 1,200 | 4,670 |
| TOTAL Adult Indoor Soccer | | 3,007 | 1,620 | 4,670 | 810 | 1,200 | 4,670 |
| TOTAL Soccer | | 3,007 | 1,620 | 8,570 | 810 | 5,100 | 8,570 |
| CSL Basketball | | | | | | | |
| CSL Basketball | | | | | | | |
| 40-40-73-743-4115 | Registrations | 29,142 | 26,632 | 36,950 | 25,250 | 33,945 | 36,950 |
| 40-40-73-743-4999 | Transfers IN | 0 | 0 | 0 | 0 | 0 | 0 |
| TOTAL CSL Basketball | | 29,142 | 26,632 | 36,950 | 25,250 | 33,945 | 36,950 |
| TOTAL CSL Basketball | | 29,142 | 26,632 | 36,950 | 25,250 | 33,945 | 36,950 |
| North Sub. B-Ball League | | | | | | | |
| North Sub. B-Ball League | | | | | | | |
| 40-40-74-752-4115 | Prgrm Registrations NS -Ball L | 2,750 | 5,220 | 6,000 | 0 | 5,400 | 5,400 |
| 40-40-74-752-4999 | Transfers In North Sub B-Ball | 0 | 0 | 0 | 0 | 0 | 0 |
| TOTAL North Sub. B-Ball League | | 2,750 | 5,220 | 6,000 | 0 | 5,400 | 5,400 |
| TOTAL North Sub. B-Ball League | | 2,750 | 5,220 | 6,000 | 0 | 5,400 | 5,400 |
| Skokie Youth Affiliates | | | | | | | |
| A.Y.S.O. | | | | | | | |
| 40-40-75-432-4115 | Prgrm. Registrations AYSO | 0 | 10,000 | 10,000 | 0 | 10,000 | 10,000 |
| 40-40-75-432-4990 | Misc. Revenue AYSO Mnt. | 0 | 250 | 0 | 0 | 0 | 0 |
| TOTAL A.Y.S.O. | | 0 | 10,250 | 10,000 | 0 | 10,000 | 10,000 |
| Skokie Youth Organization | | | | | | | |
| 40-40-75-438-4115 | Prog.Regstr.Skokie Youth | 17,275 | 40 | 1,500 | 1,870 | 1,870 | 1,500 |
| TOTAL Skokie Youth Organization | | 17,275 | 40 | 1,500 | 1,870 | 1,870 | 1,500 |

FUND: Revenue Facilities

| ACCOUNT NUMBER | ACCOUNT DESCRIPTION | --2017-- ACTUAL | --2018-- ACTUAL | ----- BUDGETED | 2019 8 MO. ACTUAL | ----- PROJECTED | --2020-- REQUESTED BUDGET |
|-----------------------------------|--|--------------------|--------------------|-------------------|-------------------------|--------------------|---------------------------------|
| Athletics | | | | | | | |
| | Skokie Youth Affiliates | | | | | | |
| | Skokie Indians Organization | | | | | | |
| | 40-40-75-439-4115 Prgrm.Regstra.Skokie Indians | 1,500 | 1,500 | 3,000 | 0 | 3,000 | 3,000 |
| TOTAL Skokie Indians Organization | | 1,500 | 1,500 | 3,000 | 0 | 3,000 | 3,000 |
| TOTAL Skokie Youth Affiliates | | 18,775 | 11,790 | 14,500 | 1,870 | 14,870 | 14,500 |
| District 219 Programs | | | | | | | |
| | Niles North Camps | | | | | | |
| | 40-40-76-746-4115 Program Registrations Niles Nr | 0 | 0 | 0 | 0 | 0 | 0 |
| TOTAL Niles North Camps | | 0 | 0 | 0 | 0 | 0 | 0 |
| | Wolverine Wrestling Club | | | | | | |
| | 40-40-76-747-4115 Program Registrations Niles We | 3,523 | 0 | 0 | 0 | 0 | 0 |
| | 40-40-76-747-4284 Wrestling Tournaments | 0 | 0 | 0 | 0 | 0 | 0 |
| TOTAL Wolverine Wrestling Club | | 3,523 | 0 | 0 | 0 | 0 | 0 |
| | General Programming | | | | | | |
| | 40-40-76-748-4115 Program Registrations Gnrl Prg | 0 | 0 | 0 | 0 | 0 | 0 |
| TOTAL General Programming | | 0 | 0 | 0 | 0 | 0 | 0 |
| | District 219 General | | | | | | |
| | 40-40-76-749-4300 Rental Facilities | 0 | 0 | 0 | 0 | 0 | 0 |
| TOTAL District 219 General | | 0 | 0 | 0 | 0 | 0 | 0 |
| TOTAL District 219 Programs | | 3,523 | 0 | 0 | 0 | 0 | 0 |
| | Flag Football | | | | | | |
| | Flag Football Youth | | | | | | |
| | 40-40-77-750-4115 Program Registrations Flag FB | 9,810 | 10,350 | 12,150 | 6,510 | 9,315 | 10,125 |
| | 40-40-77-750-4917 Misc.Rev. Sponsorship Rev | 0 | 0 | 0 | 0 | 0 | 0 |
| TOTAL Flag Football Youth | | 9,810 | 10,350 | 12,150 | 6,510 | 9,315 | 10,125 |
| TOTAL Flag Football | | 9,810 | 10,350 | 12,150 | 6,510 | 9,315 | 10,125 |

FUND: Revenue Facilities

| ACCOUNT NUMBER | ACCOUNT DESCRIPTION | --2017-- ACTUAL | --2018-- ACTUAL | ----- 2019 8 MO. BUDGETED | ----- 2019 8 MO. ACTUAL | ----- PROJECTED | --2020-- REQUESTED BUDGET |
|--------------------------------------|------------------------------|--------------------|--------------------|------------------------------------|----------------------------------|--------------------|---------------------------------|
| Athletics | | | | | | | |
| Whiffleball | | | | | | | |
| Whiffleball | | | | | | | |
| 40-40-78-943-4285 | Whiffleball Registrations | 5,342 | 6,756 | 2,550 | 138 | 138 | 0 |
| 40-40-78-943-4901 | Misc.Rev. Resale Items | 0 | 0 | 0 | 0 | 0 | 0 |
| 40-40-78-943-4999 | Transfers In | 0 | 0 | 0 | 0 | 0 | 0 |
| TOTAL Whiffleball | | 5,342 | 6,756 | 2,550 | 138 | 138 | 0 |
| TOTAL Whiffleball | | 5,342 | 6,756 | 2,550 | 138 | 138 | 0 |
| Football Feeder Program SD 219 | | | | | | | |
| Football Feeder Program SD 219 | | | | | | | |
| 40-40-79-751-4115 | Prgm Regis. FB Feeder SD 219 | 24,232 | 12,546 | 18,100 | 10,937 | 10,937 | 12,000 |
| 40-40-79-751-4999 | Transfers In | 0 | 0 | 2,000 | 1,950 | 0 | 2,000 |
| TOTAL Football Feeder Program SD 219 | | 24,232 | 12,546 | 20,100 | 12,887 | 10,937 | 14,000 |
| TOTAL Football Feeder Program SD 219 | | 24,232 | 12,546 | 20,100 | 12,887 | 10,937 | 14,000 |
| TOTAL REVENUES: Athletics | | 420,584 | 277,635 | 326,277 | 222,033 | 294,944 | 331,229 |
| EXPENSES | | | | | | | |
| Administration | | | | | | | |
| General | | | | | | | |
| 40-40-10-414-5008 | S&W Manager | 66,751 | 69,141 | 71,379 | 47,895 | 71,567 | 73,714 |
| 40-40-10-414-5010 | S&W Supervisors | 8,355 | 15,294 | 13,440 | 7,195 | 13,500 | 15,120 |
| 40-40-10-414-5115 | C/S Computer Expense | 0 | 659 | 0 | 0 | 0 | 1,400 |
| 40-40-10-414-5120 | C/S Subscriptions and Dues | 269 | 254 | 400 | 264 | 264 | 400 |
| 40-40-10-414-5125 | C/S Printing & Postage | 0 | 0 | 0 | 0 | 0 | 0 |
| 40-40-10-414-5127 | C/S Marketing Allocation | 0 | 0 | 1,472 | 0 | 766 | 1,149 |
| 40-40-10-414-5150 | C/S Training | 600 | 559 | 2,483 | 0 | 841 | 2,483 |
| 40-40-10-414-5191 | C/S Portable Restrooms | 1,210 | 440 | 1,215 | 0 | 0 | 1,215 |
| 40-40-10-414-5201 | Electricity | 0 | 0 | 0 | 0 | 0 | 0 |
| 40-40-10-414-5207 | Communication | 0 | 180 | 360 | 180 | 360 | 360 |
| 40-40-10-414-5320 | G&A General Administrative | 0 | 0 | 0 | 0 | 0 | 0 |
| 40-40-10-414-5350 | G&A Employee Benefits | 10,971 | 11,531 | 11,988 | 8,890 | 11,965 | 12,420 |
| 40-40-10-414-5438 | M&S Maintenance Supplies | 0 | 0 | 0 | 265 | 0 | 0 |
| 40-40-10-414-5555 | E&R Repairs & Replacements | 0 | 0 | 0 | 0 | 1,639 | 0 |
| TOTAL General | | 88,156 | 98,058 | 102,737 | 64,689 | 100,902 | 108,261 |
| TOTAL Administration | | 88,156 | 98,058 | 102,737 | 64,689 | 100,902 | 108,261 |

FUND: Revenue Facilities

| ACCOUNT NUMBER | ACCOUNT DESCRIPTION | --2017-- ACTUAL | --2018-- ACTUAL | ----- BUDGETED | 2019 8 MO. ACTUAL | ----- PROJECTED | --2020-- REQUESTED BUDGET |
|--------------------------------------|--------------------------------|--------------------|--------------------|-------------------|-------------------------|--------------------|---------------------------------|
| Athletics | | | | | | | |
| Classes | | | | | | | |
| Pre-School | | | | | | | |
| 40-40-11-415-5020 | S&W Instructors-PreSchool Clas | 30,735 | 58 | 0 | 2,443 | 0 | 0 |
| 40-40-11-415-5125 | C/S Printing & Postage | 23 | 0 | 0 | 0 | 0 | 0 |
| 40-40-11-415-5142 | C/S Facility Rental | 3,307 | 0 | 0 | 0 | 0 | 0 |
| 40-40-11-415-5412 | M&S Prgrm.Supply-PreSchool | 0 | 0 | 0 | 0 | 0 | 0 |
| TOTAL Pre-School | | 34,065 | 58 | 0 | 2,443 | 0 | 0 |
| Children | | | | | | | |
| 40-40-11-416-5020 | S&W Instructors | 51,343 | 0 | 0 | 1,215 | 0 | 0 |
| 40-40-11-416-5412 | M&S Program supplies | 0 | 0 | 0 | 0 | 0 | 0 |
| TOTAL Children | | 51,343 | 0 | 0 | 1,215 | 0 | 0 |
| Martial Arts | | | | | | | |
| 40-40-11-417-5020 | S&W Instructors | 35,406 | 36,912 | 19,863 | 6,780 | 26,950 | 26,075 |
| 40-40-11-417-5412 | M&S Program Supplies | 0 | 0 | 0 | 0 | 0 | 0 |
| TOTAL Martial Arts | | 35,406 | 36,912 | 19,863 | 6,780 | 26,950 | 26,075 |
| TOTAL Classes | | 120,814 | 36,970 | 19,863 | 10,438 | 26,950 | 26,075 |
| Tennis | | | | | | | |
| Round Robin League | | | | | | | |
| 40-40-61-451-5412 | M&S Program Supply-R.R.League | 0 | 0 | 0 | 0 | 0 | 0 |
| TOTAL Round Robin League | | 0 | 0 | 0 | 0 | 0 | 0 |
| Tennis Lessons Spring & Summer | | | | | | | |
| 40-40-61-453-5010 | S&W Supervisors-Tennis Lessons | 0 | 0 | 0 | 0 | 0 | 0 |
| 40-40-61-453-5020 | S&W Instructors-Tennis Lessons | 0 | 0 | 0 | 0 | 0 | 0 |
| 40-40-61-453-5069 | S&W Maintenance Allocation | 0 | 0 | 0 | 0 | 0 | 0 |
| 40-40-61-453-5127 | C/S Marketing Allocation | 0 | 0 | 0 | 0 | 0 | 0 |
| 40-40-61-453-5165 | C/S Instructors NOP | 0 | 0 | 0 | 0 | 0 | 0 |
| 40-40-61-453-5207 | Communication | 0 | 0 | 0 | 0 | 0 | 0 |
| 40-40-61-453-5412 | M&S Program Supply-Lessons | 111 | 0 | 0 | 0 | 0 | 0 |
| 40-40-61-453-5491 | M&S Awards Tournaments | 0 | 0 | 0 | 0 | 0 | 0 |
| TOTAL Tennis Lessons Spring & Summer | | 111 | 0 | 0 | 0 | 0 | 0 |

FUND: Revenue Facilities

| ACCOUNT NUMBER | ACCOUNT DESCRIPTION | --2017-- ACTUAL | --2018-- ACTUAL | ----- BUDGETED | 2019 8 MO. ACTUAL | ----- PROJECTED | --2020-- REQUESTED BUDGET |
|-----------------------------|--------------------------------|--------------------|--------------------|-------------------|-------------------------|--------------------|---------------------------------|
| Athletics | | | | | | | |
| Tennis | | | | | | | |
| Tennis- Fall & Winter | | | | | | | |
| 40-40-61-454-5010 | S&W Supervisors | 0 | 0 | 0 | 0 | 0 | 0 |
| 40-40-61-454-5020 | S&W Instructors | 0 | 0 | 0 | 0 | 0 | 0 |
| 40-40-61-454-5069 | S&W Maintenance Allocation | 0 | 0 | 0 | 0 | 0 | 0 |
| 40-40-61-454-5127 | C/S Marketing Allocation | 0 | 0 | 0 | 0 | 0 | 0 |
| 40-40-61-454-5207 | Communications | 0 | 0 | 0 | 0 | 0 | 0 |
| 40-40-61-454-5412 | M&S Supplies | 0 | 0 | 0 | 0 | 0 | 0 |
| 40-40-61-454-5491 | M&S Awards | 0 | 0 | 0 | 0 | 0 | 0 |
| TOTAL Tennis- Fall & Winter | | 0 | 0 | 0 | 0 | 0 | 0 |
| Reservations | | | | | | | |
| 40-40-61-455-5010 | S&W Supervisors-Tennis Reserv. | 0 | 0 | 0 | 0 | 0 | 0 |
| 40-40-61-455-5207 | C/S Communications | 0 | 0 | 0 | 0 | 0 | 0 |
| 40-40-61-455-5412 | M&S Program Supply-Tenis Resrv | 0 | 0 | 0 | 0 | 0 | 0 |
| TOTAL Reservations | | 0 | 0 | 0 | 0 | 0 | 0 |
| Tennis Lessons All | | | | | | | |
| 40-40-61-610-5010 | S&W Tennis Lessons Supervisors | 6,478 | 5,037 | 6,074 | 4,815 | 5,997 | 6,286 |
| 40-40-61-610-5020 | S&W Tennis Lessons Instructors | 37,985 | 51,693 | 47,665 | 39,668 | 50,115 | 51,615 |
| 40-40-61-610-5069 | S&W Maintenance Allocation | 2,200 | 2,200 | 2,200 | 2,200 | 2,200 | 2,200 |
| 40-40-61-610-5165 | C/S Instructors NOP | 0 | 0 | 0 | 0 | 0 | 0 |
| 40-40-61-610-5207 | Communications | 0 | 0 | 0 | 0 | 0 | 0 |
| 40-40-61-610-5412 | M&S Program Supplies | 762 | 1,345 | 1,590 | 1,734 | 1,734 | 1,590 |
| TOTAL Tennis Lessons All | | 47,425 | 60,275 | 57,529 | 48,417 | 60,046 | 61,691 |
| TOTAL Tennis | | 47,536 | 60,275 | 57,529 | 48,417 | 60,046 | 61,691 |
| Pickle Ball | | | | | | | |
| Pickle Ball | | | | | | | |
| 40-40-62-462-5010 | S&W Supervisors | 2,000 | 3,687 | 2,625 | 4,718 | 7,230 | 7,400 |
| 40-40-62-462-5127 | C/S Marketing Allocation | 0 | 0 | 460 | 0 | 0 | 460 |
| 40-40-62-462-5412 | M&S Program Supply Pickle Ball | 213 | 1,246 | 800 | 1,797 | 1,350 | 1,600 |
| TOTAL Pickle Ball | | 2,213 | 4,933 | 3,885 | 6,515 | 8,580 | 9,460 |
| TOTAL Pickle Ball | | 2,213 | 4,933 | 3,885 | 6,515 | 8,580 | 9,460 |

FUND: Revenue Facilities

| ACCOUNT NUMBER | ACCOUNT DESCRIPTION | --2017-- ACTUAL | --2018-- ACTUAL | BUDGETED | 2019 8 MO. ACTUAL | 2019 PROJECTED | --2020-- REQUESTED BUDGET |
|-------------------------------------|-------------------------------|--------------------|--------------------|----------|-------------------------|-------------------|---------------------------------|
| Athletics | | | | | | | |
| Other | | | | | | | |
| GeneralKits | | | | | | | |
| 40-40-64-462-5010 | S&W Supervisor | 0 | 0 | 0 | 0 | 0 | 0 |
| 40-40-64-462-5412 | M&S Program Supply | 0 | 0 | 0 | 0 | 0 | 0 |
| TOTAL GeneralKits | | 0 | 0 | 0 | 0 | 0 | 0 |
| TOTAL Other | | 0 | 0 | 0 | 0 | 0 | 0 |
| Softball Leagues | | | | | | | |
| 12" Girls FastPtch Softbl Lge | | | | | | | |
| 40-40-67-456-5010 | S&W Supervisor 12" Girls FP | 0 | 854 | 760 | 1,157 | 1,157 | 936 |
| 40-40-67-456-5172 | C/S Officials 12" Girls FP SB | 31 | 2,900 | 2,915 | 3,240 | 3,240 | 3,300 |
| 40-40-67-456-5412 | M&S Prgrm.Supppl-12" Girls FP | 288 | 956 | 620 | 329 | 329 | 620 |
| 40-40-67-456-5489 | M&S Awards 12" Girls FP SL | 0 | 91 | 100 | 620 | 620 | 100 |
| TOTAL 12" Girls FastPtch Softbl Lge | | 319 | 4,801 | 4,395 | 5,346 | 5,346 | 4,956 |
| 12" Co-Rec Fall | | | | | | | |
| 40-40-67-457-5010 | S&W Supervisor 16" Fall | 0 | 0 | 0 | 0 | 0 | 0 |
| 40-40-67-457-5172 | C/S Officials 16" Fall | 0 | 0 | 0 | 0 | 0 | 0 |
| 40-40-67-457-5412 | M&S Prgrm.Supply 16" Fall | 0 | 0 | 0 | 0 | 0 | 0 |
| 40-40-67-457-5489 | M&S Awards 16" Fall | 303 | 0 | 0 | 0 | 0 | 0 |
| TOTAL 12" Co-Rec Fall | | 303 | 0 | 0 | 0 | 0 | 0 |
| 12" Summer | | | | | | | |
| 40-40-67-458-5010 | S&W Supervisor 12" Summer | 2,172 | 1,479 | 1,761 | 1,509 | 1,509 | 2,200 |
| 40-40-67-458-5039 | S&W Leaders | 0 | 0 | 0 | 0 | 0 | 0 |
| 40-40-67-458-5069 | S&W Maintenance Allocation | 2,500 | 2,500 | 2,500 | 2,500 | 2,500 | 2,500 |
| 40-40-67-458-5157 | C/S Security | 0 | 0 | 0 | 0 | 0 | 0 |
| 40-40-67-458-5172 | C/S Officials 12" Summer | 4,316 | 5,102 | 5,148 | 4,751 | 4,751 | 4,875 |
| 40-40-67-458-5201 | Electricity | 0 | 0 | 0 | 0 | 0 | 0 |
| 40-40-67-458-5207 | Communication | 0 | 0 | 0 | 0 | 0 | 0 |
| 40-40-67-458-5412 | M&S Prgrm.Supply 12" Summer | 29 | 749 | 580 | 2 | 240 | 580 |
| 40-40-67-458-5489 | M&S Awards 12" Summer | 1,526 | 1,540 | 1,890 | 1,525 | 1,525 | 1,790 |
| TOTAL 12" Summer | | 10,543 | 11,370 | 11,879 | 10,287 | 10,525 | 11,945 |

SKOKIE PARK DISTRICT
 DETAILED BUDGET REPORT

FUND: Revenue Facilities

| ACCOUNT NUMBER | ACCOUNT DESCRIPTION | --2017-- ACTUAL | --2018-- ACTUAL | ----- BUDGETED | 2019 8 MO. ACTUAL | ----- PROJECTED | --2020-- REQUESTED BUDGET |
|----------------------------|---------------------------------|--------------------|--------------------|-------------------|-------------------------|--------------------|---------------------------------|
| Athletics | | | | | | | |
| Softball Leagues | | | | | | | |
| 12"Fall | | | | | | | |
| 40-40-67-459-5010 | S&W Supervisor 12" Fall | 649 | 575 | 660 | 723 | 723 | 825 |
| 40-40-67-459-5069 | S&W Maintenance Allocation | 2,500 | 2,500 | 2,500 | 2,500 | 2,500 | 500 |
| 40-40-67-459-5172 | C/S Officials-12" Fall | 1,480 | 1,502 | 1,560 | 1,287 | 1,287 | 1,482 |
| 40-40-67-459-5412 | M&S Prgrm.Supply 12" Fall | 356 | 315 | 600 | 81 | 240 | 600 |
| 40-40-67-459-5489 | M&S Awards 12" Fall | 1,169 | 1,005 | 1,038 | 909 | 909 | 952 |
| TOTAL 12"Fall | | 6,154 | 5,897 | 6,358 | 5,500 | 5,659 | 4,359 |
| 14" Summer Co-Rec | | | | | | | |
| 40-40-67-460-5010 | S&W Supervisor 14" Smmmer.CoRec | 573 | 706 | 780 | 647 | 647 | 810 |
| 40-40-67-460-5069 | S&W Maintenance Allocation | 0 | 0 | 0 | 0 | 0 | 0 |
| 40-40-67-460-5172 | C/S Officials-14" Summer CoRec | 1,578 | 1,824 | 1,872 | 1,302 | 1,302 | 1,560 |
| 40-40-67-460-5412 | M&S Prgrm.Spply 14" Sumer Corec | 544 | 353 | 475 | 338 | 338 | 400 |
| 40-40-67-460-5489 | M&S Awards 14" Summer CoRec | 760 | 391 | 1,025 | 126 | 126 | 975 |
| TOTAL 14" Summer Co-Rec | | 3,455 | 3,274 | 4,152 | 2,413 | 2,413 | 3,745 |
| 14" Fall Co-Rec | | | | | | | |
| 40-40-67-461-5010 | S&W Supervisor 14" Fall CoRec | 444 | 331 | 624 | 504 | 504 | 520 |
| 40-40-67-461-5069 | S&W Maintenance Allocation | 0 | 0 | 0 | 0 | 0 | 0 |
| 40-40-67-461-5172 | C/S Officials 14" Fall CoRec | 962 | 858 | 1,170 | 1,319 | 1,319 | 1,365 |
| 40-40-67-461-5412 | M&S Prgrm.Supply 14" Fall CoRe | 381 | 211 | 475 | 225 | 225 | 285 |
| 40-40-67-461-5489 | M&S Awards 14" Fall CoRec | 236 | 960 | 910 | 1,544 | 1,544 | 955 |
| TOTAL 14" Fall Co-Rec | | 2,023 | 2,360 | 3,179 | 3,592 | 3,592 | 3,125 |
| TOTAL Softball Leagues | | 22,797 | 27,702 | 29,963 | 27,138 | 27,535 | 28,130 |
| Softball Tournaments | | | | | | | |
| General | | | | | | | |
| 40-40-68-463-5010 | S&W Supervisors | 23 | 0 | 96 | 0 | 96 | 96 |
| 40-40-68-463-5171 | C/S Officials | 99 | 0 | 525 | 0 | 525 | 525 |
| 40-40-68-463-5412 | M&S Program Supply | 0 | 0 | 150 | 0 | 150 | 150 |
| 40-40-68-463-5491 | M&S Awards | 136 | 0 | 430 | 0 | 430 | 430 |
| TOTAL General | | 258 | 0 | 1,201 | 0 | 1,201 | 1,201 |
| TOTAL Softball Tournaments | | 258 | 0 | 1,201 | 0 | 1,201 | 1,201 |

FUND: Revenue Facilities

| ACCOUNT NUMBER | ACCOUNT DESCRIPTION | --2017-- ACTUAL | --2018-- ACTUAL | ----- BUDGETED | 2019 8 MO. ACTUAL | ----- PROJECTED | --2020-- REQUESTED BUDGET |
|--------------------------------------|---------------------------------|--------------------|--------------------|-------------------|-------------------------|--------------------|---------------------------------|
| Athletics | | | | | | | |
| High School Fall Baseball Leag | | | | | | | |
| 40-40-69-429-5010 | S/W Supervisors | 511 | 942 | 955 | 770 | 770 | 1,102 |
| 40-40-69-429-5039 | S/W Leaders | 0 | 0 | 0 | 0 | 0 | 0 |
| 40-40-69-429-5069 | S/W Maintenance Allocation | 0 | 0 | 0 | 0 | 0 | 0 |
| 40-40-69-429-5172 | C/S Officials | 1,732 | 2,840 | 2,816 | 1,908 | 1,908 | 2,240 |
| 40-40-69-429-5412 | M&S Program Supply | 437 | 331 | 475 | 545 | 545 | 570 |
| 40-40-69-429-5489 | M&S Awrds | 261 | 284 | 450 | 226 | 226 | 320 |
| TOTAL High School Fall Baseball Leag | | 2,941 | 4,397 | 4,696 | 3,449 | 3,449 | 4,232 |
| TOTAL High School Fall Baseball Leag | | 2,941 | 4,397 | 4,696 | 3,449 | 3,449 | 4,232 |
| Basketball | | | | | | | |
| Men's B-Ball | | | | | | | |
| 40-40-70-464-5010 | S&W Supervisor Men's B-Ball | 1,463 | 877 | 1,284 | 1,272 | 1,350 | 1,524 |
| 40-40-70-464-5069 | S&W Maintenance Allocation | 0 | 0 | 0 | 0 | 0 | 0 |
| 40-40-70-464-5171 | C/S Officials-Men's B-Ball | 6,744 | 6,399 | 5,920 | 6,318 | 6,425 | 6,700 |
| 40-40-70-464-5412 | M&S Prgrm.Supply-Men's B-Ball | 0 | 17 | 120 | 84 | 120 | 120 |
| 40-40-70-464-5489 | M&S Awards-Men's B-Ball | 1,710 | 900 | 1,730 | 11 | 1,540 | 1,630 |
| TOTAL Men's B-Ball | | 9,917 | 8,193 | 9,054 | 7,685 | 9,435 | 9,974 |
| 3 on 3 Holiday Tournament | | | | | | | |
| 40-40-70-465-5010 | S&W Supervisor 3on3 Holiday Tr | 3,314 | 3,668 | 5,963 | 1,154 | 4,812 | 5,963 |
| 40-40-70-465-5171 | C/S Officials-3 on 3 Tourney | 0 | 0 | 0 | 0 | 0 | 0 |
| 40-40-70-465-5412 | M&S Prgm.Supply-3 on 3 Tourney | 0 | 0 | 0 | 0 | 0 | 0 |
| 40-40-70-465-5489 | M&S Awards 3on3 Holiday Tourney | 0 | 0 | 0 | 0 | 0 | 0 |
| TOTAL 3 on 3 Holiday Tournament | | 3,314 | 3,668 | 5,963 | 1,154 | 4,812 | 5,963 |
| TOTAL Basketball | | 13,231 | 11,861 | 15,017 | 8,839 | 14,247 | 15,937 |
| Volleyball | | | | | | | |
| Co-Rec @ WLC | | | | | | | |
| 40-40-71-435-5010 | S&W Supervisor | 0 | 0 | 0 | 0 | 0 | 0 |
| 40-40-71-435-5060 | S&W Maintenance Staff | 0 | 0 | 0 | 0 | 0 | 0 |
| 40-40-71-435-5069 | S&W Maintenance Allocation | 0 | 0 | 0 | 0 | 0 | 0 |
| 40-40-71-435-5171 | C/S Officials-V-Ball WLC | 0 | 0 | 0 | 0 | 0 | 0 |
| 40-40-71-435-5412 | M&S Prgrm.Supply V-Ball WLC | 0 | 0 | 0 | 0 | 0 | 0 |
| 40-40-71-435-5489 | M&S Awards-V-Ball WLC | 0 | 143 | 0 | 0 | 0 | 0 |
| TOTAL Co-Rec @ WLC | | 0 | 143 | 0 | 0 | 0 | 0 |

FUND: Revenue Facilities

| ACCOUNT NUMBER | ACCOUNT DESCRIPTION | --2017-- ACTUAL | --2018-- ACTUAL | ----- BUDGETED | 2019 8 MO. ACTUAL | ----- PROJECTED | --2020-- REQUESTED BUDGET |
|---------------------------|--------------------------------|--------------------|--------------------|-------------------|-------------------------|--------------------|---------------------------------|
| Athletics | | | | | | | |
| Volleyball | | | | | | | |
| Co-Rec Sand | | | | | | | |
| 40-40-71-436-5171 | C/S Officials V-Ball CoRec Snd | 0 | 0 | 0 | 0 | 0 | 0 |
| 40-40-71-436-5412 | M&S Prgrm.Supply V-Ball Sand | 0 | 0 | 0 | 0 | 0 | 0 |
| 40-40-71-436-5489 | M&S Awards V-Ball Sand | 0 | 0 | 0 | 0 | 0 | 0 |
| TOTAL Co-Rec Sand | | 0 | 0 | 0 | 0 | 0 | 0 |
| Tournaments | | | | | | | |
| 40-40-71-437-5171 | C/S Officials V-Ball Tourneys | 0 | 0 | 0 | 0 | 0 | 0 |
| 40-40-71-437-5412 | M&S Prgrm.Supply-V-Ball Tourny | 0 | 0 | 0 | 0 | 0 | 0 |
| 40-40-71-437-5489 | M&S Awards V-Ball Tourneys | 0 | 0 | 0 | 0 | 0 | 0 |
| TOTAL Tournaments | | 0 | 0 | 0 | 0 | 0 | 0 |
| TOTAL Volleyball | | 0 | 143 | 0 | 0 | 0 | 0 |
| Soccer | | | | | | | |
| Outdoor Soccer | | | | | | | |
| 40-40-72-431-5010 | S&W Supervisors | 0 | 0 | 390 | 0 | 390 | 390 |
| 40-40-72-431-5157 | C/S Security Guard Services | 0 | 0 | 0 | 0 | 0 | 0 |
| 40-40-72-431-5172 | C/S Officials | 0 | 0 | 2,100 | 0 | 2,100 | 2,100 |
| 40-40-72-431-5412 | M&S Supplies | 0 | 0 | 100 | 0 | 100 | 100 |
| 40-40-72-431-5489 | M&S Awards | 0 | 0 | 680 | 0 | 680 | 680 |
| TOTAL Outdoor Soccer | | 0 | 0 | 3,270 | 0 | 3,270 | 3,270 |
| Adult Indoor Soccer | | | | | | | |
| 40-40-72-434-5010 | S&W Supervisors Indoor Soccer | 304 | 331 | 990 | 0 | 990 | 1,122 |
| 40-40-72-434-5060 | S&W Mainten.Staff Indoor Soccr | 0 | 0 | 0 | 0 | 0 | 0 |
| 40-40-72-434-5171 | C/S Officials Indoor Soccer | 2,455 | 1,650 | 2,450 | 0 | 1,650 | 1,925 |
| 40-40-72-434-5412 | M&S Prgrm.Supply Indoor Soccer | 695 | 762 | 192 | 0 | 192 | 192 |
| 40-40-72-434-5489 | M&S Awards Indoor Soccer | 886 | 102 | 604 | 0 | 604 | 604 |
| TOTAL Adult Indoor Soccer | | 4,340 | 2,845 | 4,236 | 0 | 3,436 | 3,843 |
| TOTAL Soccer | | 4,340 | 2,845 | 7,506 | 0 | 6,706 | 7,113 |
| CSL Basketball | | | | | | | |
| CSL Basketball | | | | | | | |
| 40-40-73-743-5010 | S&W Supervisors | 6,029 | 2,659 | 6,947 | 186 | 3,250 | 4,115 |
| 40-40-73-743-5039 | S&W Scorekeepers | 1,058 | 1,581 | 1,666 | 0 | 1,450 | 1,716 |
| 40-40-73-743-5069 | S&W Maintenance Allocation | 0 | 0 | 0 | 0 | 0 | 0 |

FUND: Revenue Facilities

| ACCOUNT NUMBER | ACCOUNT DESCRIPTION | --2017-- ACTUAL | --2018-- ACTUAL | ----- BUDGETED | 2019 8 MO. ACTUAL | ----- PROJECTED | --2020-- REQUESTED BUDGET |
|---------------------------------|--------------------------------|--------------------|--------------------|-------------------|-------------------------|--------------------|---------------------------------|
| Athletics | | | | | | | |
| EXPENSES | | | | | | | |
| CSL Basketball | | | | | | | |
| CSL Basketball | | | | | | | |
| 40-40-73-743-5172 | C/S officials | 10,562 | 10,037 | 12,950 | 0 | 11,250 | 12,600 |
| 40-40-73-743-5412 | M&S Program Supply | 6,144 | 8,257 | 6,986 | 45 | 6,986 | 7,241 |
| 40-40-73-743-5489 | M&S Awards | 1,458 | 1,702 | 1,754 | 0 | 1,754 | 1,754 |
| 40-40-73-743-5880 | External Payouts | 0 | 0 | 0 | 0 | 0 | 0 |
| TOTAL CSL Basketball | | 25,251 | 24,236 | 30,303 | 231 | 24,690 | 27,426 |
| TOTAL CSL Basketball | | 25,251 | 24,236 | 30,303 | 231 | 24,690 | 27,426 |
| North Sub. B-Ball League | | | | | | | |
| North Sub. B-Ball League | | | | | | | |
| 40-40-74-752-5010 | S&W Supervisors | 0 | 0 | 0 | 0 | 0 | 0 |
| 40-40-74-752-5039 | S&W Leaders/Coaches | 2,725 | 5,328 | 2,730 | 0 | 3,750 | 4,236 |
| 40-40-74-752-5101 | C/S Program Services | 645 | 2,445 | 2,000 | 0 | 2,500 | 2,600 |
| 40-40-74-752-5127 | C/S Marketing Allocation | 0 | 0 | 200 | 0 | 200 | 200 |
| 40-40-74-752-5130 | C/S Uniforms | 641 | 851 | 720 | 0 | 875 | 920 |
| 40-40-74-752-5171 | C/S Officials | 664 | 746 | 672 | 0 | 0 | 672 |
| 40-40-74-752-5412 | M&S Program Supply NSB-Ball | 161 | 0 | 150 | 0 | 150 | 150 |
| TOTAL North Sub. B-Ball League | | 4,836 | 9,370 | 6,472 | 0 | 7,475 | 8,778 |
| TOTAL North Sub. B-Ball League | | 4,836 | 9,370 | 6,472 | 0 | 7,475 | 8,778 |
| Skokie Youth Affiliates | | | | | | | |
| A.Y.S.O. | | | | | | | |
| 40-40-75-432-5069 | S&W Maintenance Allocation | 5,000 | 5,000 | 5,000 | 6,639 | 6,639 | 5,000 |
| 40-40-75-432-5412 | M&S Program Supply | 0 | 3,746 | 0 | 0 | 0 | 0 |
| TOTAL A.Y.S.O. | | 5,000 | 8,746 | 5,000 | 6,639 | 6,639 | 5,000 |
| Skokie Youth Organization | | | | | | | |
| 40-40-75-438-5010 | S&W Supervisors Skokie Youth | 0 | 0 | 0 | 0 | 0 | 0 |
| 40-40-75-438-5069 | S&W Maintenance Allocation | 5,000 | 5,000 | 5,000 | 5,000 | 5,000 | 3,000 |
| 40-40-75-438-5101 | C/S Prgrm.Srvs.Skokie Youth | 16,695 | 0 | 300 | 0 | 300 | 300 |
| 40-40-75-438-5130 | C/S Uniforms Skokie Youth | 0 | 0 | 0 | 0 | 0 | 0 |
| 40-40-75-438-5412 | M&S Program Spply.Skokie Youth | 1,885 | 0 | 0 | 0 | 0 | 0 |
| TOTAL Skokie Youth Organization | | 23,580 | 5,000 | 5,300 | 5,000 | 5,300 | 3,300 |

FUND: Revenue Facilities

| ACCOUNT NUMBER | ACCOUNT DESCRIPTION | --2017-- ACTUAL | --2018-- ACTUAL | ----- BUDGETED | 2019 8 MO. ACTUAL | ----- PROJECTED | --2020-- REQUESTED BUDGET |
|-----------------------------------|--------------------------------|--------------------|--------------------|-------------------|-------------------------|--------------------|---------------------------------|
| Athletics | | | | | | | |
| Skokie Youth Affiliates | | | | | | | |
| Skokie Indians Organization | | | | | | | |
| 40-40-75-439-5069 | S&W Maintenance Allocation | 5,000 | 5,000 | 5,000 | 5,000 | 5,000 | 5,000 |
| 40-40-75-439-5101 | C/S Prgm,Srvs.Skokie Indians | 0 | 0 | 0 | 0 | 0 | 0 |
| 40-40-75-439-5130 | C/S Uniforms Skokie Indians | 0 | 0 | 0 | 0 | 0 | 0 |
| 40-40-75-439-5412 | M&S Prgrm.Spply.Skokie Indians | 0 | 0 | 0 | 0 | 0 | 0 |
| TOTAL Skokie Indians Organization | | 5,000 | 5,000 | 5,000 | 5,000 | 5,000 | 5,000 |
| TOTAL Skokie Youth Affiliates | | 33,580 | 18,746 | 15,300 | 16,639 | 16,939 | 13,300 |
| District 219 Programs | | | | | | | |
| Niles North Camps | | | | | | | |
| 40-40-76-746-5020 | S&W Instructors Niles No | 0 | 0 | 0 | 0 | 0 | 0 |
| 40-40-76-746-5412 | M&S Prgrm.Supplies Niles No | 0 | 0 | 0 | 0 | 0 | 0 |
| TOTAL Niles North Camps | | 0 | 0 | 0 | 0 | 0 | 0 |
| Wolverine Wrestling Club | | | | | | | |
| 40-40-76-747-5020 | S&W Instructors Niles West | 0 | 0 | 0 | 0 | 0 | 0 |
| 40-40-76-747-5039 | S&W Leaders/Coaches | 3,727 | 0 | 0 | 0 | 0 | 0 |
| 40-40-76-747-5101 | C/S Prgrm.Srvcs. Niles Townshp | 1,800 | 0 | 0 | 0 | 0 | 0 |
| 40-40-76-747-5127 | C/S Marketing Allocation | 0 | 0 | 0 | 0 | 0 | 0 |
| 40-40-76-747-5130 | C/S Uniforms | 0 | 0 | 0 | 0 | 0 | 0 |
| 40-40-76-747-5412 | M&S Prgrm.Spply Niles West | 0 | 0 | 0 | 0 | 0 | 0 |
| 40-40-76-747-5489 | M&S Awards | 0 | 0 | 0 | 0 | 0 | 0 |
| TOTAL Wolverine Wrestling Club | | 5,527 | 0 | 0 | 0 | 0 | 0 |
| General Programming | | | | | | | |
| 40-40-76-748-5020 | S&W Instructors Gnrl Prgrm. | 0 | 0 | 0 | 0 | 0 | 0 |
| 40-40-76-748-5412 | M&S Prgrm.Supplies Gnl.Prgrmng | 0 | 0 | 0 | 0 | 0 | 0 |
| TOTAL General Programming | | 0 | 0 | 0 | 0 | 0 | 0 |
| District 219 General | | | | | | | |
| 40-40-76-749-5011 | S&W SPA Coordinator | 0 | 0 | 0 | 0 | 0 | 0 |
| 40-40-76-749-5120 | C/S Subscriptions & Dues | 0 | 0 | 0 | 0 | 0 | 0 |
| 40-40-76-749-5127 | C/S Marketing Allocation | 0 | 0 | 0 | 0 | 0 | 0 |
| 40-40-76-749-5150 | C/S Training | 0 | 0 | 0 | 0 | 0 | 0 |
| 40-40-76-749-5207 | Communications | 0 | 0 | 0 | 0 | 0 | 0 |
| 40-40-76-749-5350 | G&A Employee Benefits | 0 | 0 | 0 | 0 | 0 | 0 |

FUND: Revenue Facilities

| ACCOUNT NUMBER | ACCOUNT DESCRIPTION | --2017-- ACTUAL | --2018-- ACTUAL | ----- BUDGETED | 2019 8 MO. ACTUAL | ----- PROJECTED | --2020-- REQUESTED BUDGET |
|--------------------------------------|--------------------------------|--------------------|--------------------|-------------------|-------------------------|--------------------|---------------------------------|
| Athletics | | | | | | | |
| EXPENSES | | | | | | | |
| District 219 Programs | | | | | | | |
| District 219 General | | | | | | | |
| 40-40-76-749-5463 | M&S Athletic Field Maintenance | 0 | 0 | 0 | 0 | 0 | 0 |
| 40-40-76-749-5802 | District 219 Payout | 0 | 0 | 0 | 0 | 0 | 0 |
| 40-40-76-749-5803 | MGPD Payout | 0 | 0 | 0 | 0 | 0 | 0 |
| TOTAL District 219 General | | 0 | 0 | 0 | 0 | 0 | 0 |
| TOTAL District 219 Programs | | 5,527 | 0 | 0 | 0 | 0 | 0 |
| Flag Football | | | | | | | |
| Flag Football Youth | | | | | | | |
| 40-40-77-750-5010 | S&W Supervisors | 671 | 737 | 792 | 263 | 750 | 963 |
| 40-40-77-750-5127 | C/S Marketing Allocation | 0 | 0 | 468 | 0 | 234 | 234 |
| 40-40-77-750-5171 | C/S Officials | 3,417 | 3,513 | 3,794 | 1,949 | 3,375 | 3,536 |
| 40-40-77-750-5412 | M&S Program Supplies | 2,148 | 2,427 | 2,792 | 2,722 | 2,722 | 2,792 |
| TOTAL Flag Football Youth | | 6,236 | 6,677 | 7,846 | 4,934 | 7,081 | 7,525 |
| TOTAL Flag Football | | 6,236 | 6,677 | 7,846 | 4,934 | 7,081 | 7,525 |
| Whiffleball | | | | | | | |
| Whiffleball | | | | | | | |
| 40-40-78-943-5412 | M&S Program Supplies Whifflebl | 4,804 | 5,654 | 2,208 | 327 | 327 | 0 |
| TOTAL Whiffleball | | 4,804 | 5,654 | 2,208 | 327 | 327 | 0 |
| TOTAL Whiffleball | | 4,804 | 5,654 | 2,208 | 327 | 327 | 0 |
| Football Feeder Program SD 219 | | | | | | | |
| Football Feeder Program SD 219 | | | | | | | |
| 40-40-79-751-5010 | S&W Supervisors | 4,845 | 1,425 | 1,440 | 1,000 | 1,550 | 1,800 |
| 40-40-79-751-5039 | S&W Leaders/Coaches | 7,755 | 2,929 | 5,400 | 4,835 | 4,700 | 6,120 |
| 40-40-79-751-5101 | C/S Program Services | 3,000 | 2,850 | 3,000 | 2,330 | 3,000 | 3,000 |
| 40-40-79-751-5127 | C/S Marketing Allocation | 0 | 0 | 350 | 1,532 | 1,532 | 700 |
| 40-40-79-751-5130 | C/S Uniforms | 3,950 | 3,652 | 3,900 | 3,226 | 3,900 | 3,993 |
| 40-40-79-751-5412 | M&S Program Supply FB Feeder | 3,055 | 525 | 675 | 808 | 808 | 850 |
| 40-40-79-751-5489 | M&S Awards | 1,388 | 1,166 | 1,305 | 1,782 | 1,782 | 1,805 |
| TOTAL Football Feeder Program SD 219 | | 23,993 | 12,547 | 16,070 | 15,513 | 17,272 | 18,268 |
| TOTAL Football Feeder Program SD 219 | | 23,993 | 12,547 | 16,070 | 15,513 | 17,272 | 18,268 |
| TOTAL Athletics | | 406,513 | 324,414 | 320,596 | 207,129 | 323,400 | 337,397 |
| TOTAL REVENUES | | 420,584 | 277,635 | 326,277 | 222,033 | 294,944 | 331,229 |
| TOTAL EXPENSES | | 406,513 | 324,414 | 320,596 | 207,129 | 323,400 | 337,397 |
| SURPLUS (DEFICIT) | | 14,071 | (46,779) | 5,681 | 14,904 | (28,456) | (6,168) |

**FUND 55 – MUSEUM FUND
SUMMARY AND ADMINISTRATION**

3/5/2019

SKOKIE PARK DISTRICT
 FY 2019/ 2020 Budget Analysis
 Fund 55
 Museum Fund

| Fund/Ctr/Activity | FY 2019 Budget | FY 2019 8 Month Actual | FY 2019 Projected Year End | FY 2020 Budget |
|-------------------|-------------------|---------------------------|-------------------------------|-------------------|
| 551010 General | | | | |
| Revenues | 607,876 | 292,430 | 613,301 | 594,195 |
| Expenses | 93,602 | 62,400 | 93,602 | 123,741 |
| Net | 514,274 | 230,030 | 519,699 | 470,454 |
| 5553XX EONC | | | | |
| Revenues | 252,443 | 218,550 | 250,655 | 275,331 |
| Expenses | 647,862 | 418,531 | 625,915 | 674,367 |
| Net | (395,419) | (199,981) | (375,260) | (399,036) |
| 555510 S.H.M. | | | | |
| Revenues | 43,771 | 19,020 | 33,432 | 37,651 |
| Expenses | 148,629 | 80,899 | 141,433 | 169,249 |
| Net | (104,858) | (61,879) | (108,001) | (131,598) |
| 559510 Capital | | | | |
| Revenues | - | - | - | - |
| Expenses | - | - | - | - |
| Net | - | - | - | - |
| Total Fund 55 | | | | |
| Revenues | 904,090 | 530,000 | 897,388 | 907,177 |
| Expenses | 890,093 | 561,830 | 860,950 | 967,357 |
| Net | 13,997 | (31,830) | 36,438 | (60,180) |

Fund Summary:

| | |
|------------------------------------|--------------|
| Fund Balance as of 04/30/2018: | 265,898 |
| Projected FY 2019 Results: | 36,438 |
| Projected Fund Balance 04/30/2019: | 302,336 |
| FY 2020 Budget: | (60,180) |
| Estimated Fund Balance 04/30/2020: | 242,156 |
| | .25 * 967357 |
| | 241,839 |

3/5/2019

Skokie Park District
FY 2019/2020 Budget Analysis
Museum Fund

| Fund/Ctr/Acty | FY 2019 Budget | FY 2019 8 Month Actual | FY 2019 Projected Year End | FY 2020 Budget |
|-------------------------|-------------------|---------------------------|-------------------------------|-------------------|
| 551010 General: | | | | |
| <u>REVENUES:</u> | | | | |
| Property Tax: | 607,212 | 291,195 | 612,001 | 593,695 |
| Interest Income: | 664 | 1,235 | 1,300 | 500 |
| Other: | 0 | 0 | 0 | 0 |
| Total Revenues: | 607,876 | 292,430 | 613,301 | 594,195 |
| <u>EXPENSES:</u> | | | | |
| Salary & Wages: | 0 | 0 | 0 | 0 |
| 1 Contract Services: | 93,602 | 62,400 | 93,602 | 123,741 |
| Utilities: | 0 | 0 | 0 | 0 |
| General & Administrati | 0 | 0 | 0 | 0 |
| Material & Supplies: | 0 | 0 | 0 | 0 |
| Equipment & Repairs: | 0 | 0 | 0 | 0 |
| Total Expenses: | 93,602 | 62,400 | 93,602 | 123,741 |
| Net Revenues - Expenses | 514,274 | 230,030 | 519,699 | 470,454 |

Footnote:

1: Increased Corporate Allocation \$30k

FUND: Museum Fund

| ACCOUNT NUMBER | ACCOUNT DESCRIPTION | --2017-- | --2018-- | ----- 2019 ----- | | --2020-- | |
|-------------------------|--------------------------|----------|----------|------------------|-----------------|-----------|---------------------|
| | | ACTUAL | ACTUAL | BUDGETED | 8 MO. ACTUAL | PROJECTED | REQUESTED BUDGET |
| ----- | | | | | | | |
| BEGINNING BALANCE | | | | | | 0 | |
| General | | | | | | | |
| REVENUES | | | | | | | |
| Administration | | | | | | | |
| General | | | | | | | |
| 55-10-10-550-4001 | Real Estate Taxes | 509,724 | 560,145 | 607,212 | 291,195 | 612,001 | 593,695 |
| 55-10-10-550-4900 | Miscellaneous Revenue | 0 | 0 | 0 | 0 | 0 | 0 |
| 55-10-10-550-4902 | Interest Income | 612 | 999 | 664 | 1,235 | 1,300 | 500 |
| ----- | | | | | | | |
| TOTAL General | | 510,336 | 561,144 | 607,876 | 292,430 | 613,301 | 594,195 |
| TOTAL Administration | | 510,336 | 561,144 | 607,876 | 292,430 | 613,301 | 594,195 |
| TOTAL REVENUES: General | | 510,336 | 561,144 | 607,876 | 292,430 | 613,301 | 594,195 |
| EXPENSES | | | | | | | |
| Administration | | | | | | | |
| General | | | | | | | |
| 55-10-10-550-5116 | C/S Corporate Allocation | 60,000 | 60,000 | 80,000 | 53,336 | 80,000 | 110,000 |
| 55-10-10-550-5124 | C/S Brochure Allocation | 12,903 | 13,922 | 13,602 | 9,064 | 13,602 | 13,741 |
| 55-10-10-550-5127 | C/S Marketing Allocation | 0 | 0 | 0 | 0 | 0 | 0 |
| 55-10-10-550-5899 | Transfers Out | 0 | 0 | 0 | 0 | 0 | 0 |
| ----- | | | | | | | |
| TOTAL General | | 72,903 | 73,922 | 93,602 | 62,400 | 93,602 | 123,741 |
| TOTAL Administration | | 72,903 | 73,922 | 93,602 | 62,400 | 93,602 | 123,741 |
| TOTAL General | | 72,903 | 73,922 | 93,602 | 62,400 | 93,602 | 123,741 |
| ----- | | | | | | | |
| TOTAL REVENUES | | 510,336 | 561,144 | 607,876 | 292,430 | 613,301 | 594,195 |
| TOTAL EXPENSES | | 72,903 | 73,922 | 93,602 | 62,400 | 93,602 | 123,741 |
| SURPLUS (DEFICIT) | | 437,433 | 487,222 | 514,274 | 230,030 | 519,699 | 470,454 |

**EMILY OAKS NATURE CENTER
SUMMARY AND ADMINISTRATION**

03/05/19

Skokie Park District
 FY 2019/2020 Budget Analysis
 Museum Fund
 EONC By Center

| Fund/Ctr/Acty | FY 2019 Budget | FY 2019 8 Months Actual | FY 2019 Projected Year End | FY 2020 Budget |
|------------------------|-------------------|----------------------------|-------------------------------|-------------------|
| 555310 General | | | | |
| Rev | 24,407 | 18,491 | 24,415 | 25,430 |
| Exp | 406,550 | 245,136 | 391,931 | 410,271 |
| Net | (382,143) | (226,645) | (367,516) | (384,841) |
| 555312 Programs | | | | |
| Rev | 98,943 | 73,798 | 100,029 | 102,770 |
| Exp | 141,640 | 81,197 | 140,045 | 144,931 |
| Net | (42,697) | 76,805 | (40,016) | (42,161) |
| 555331/44 Camps | | | | |
| Rev | 129,093 | 126,261 | 126,211 | 147,131 |
| Exp | 99,672 | 92,198 | 93,939 | 119,165 |
| Net | 29,421 | 34,063 | 32,272 | 27,966 |
| Total Fund EONC 5553XX | | | | |
| Rev | 252,443 | 218,550 | 250,655 | 275,331 |
| Exp | 647,862 | 418,531 | 625,915 | 674,367 |
| Net | (395,419) | (199,981) | (375,260) | (399,036) |

3/5/2019

Skokie Park District
 FY 2019/2020 Budget Analysis
 Museum Fund

| Fund/Ctr/Acty | FY 2019 Budget | FY 2019 8 Month Actual | FY 2019 Projected Year End | FY 2020 Budget |
|-----------------------------|-------------------|---------------------------|-------------------------------|-------------------|
| 555310 EONC Administration: | | | | |
| <u>REVENUES:</u> | | | | |
| Rental of Facilities | 19,137 | 14,464 | 19,168 | 19,160 |
| Equipment Rental | 230 | 0 | 64 | 230 |
| Resale Items | 2,170 | 1,060 | 1,568 | 2,170 |
| Misc.Rev/Transfers In | 2,870 | 2,967 | 3,615 | 3,870 |
| Total Revenues: | 24,407 | 18,491 | 24,415 | 25,430 |
| <u>EXPENSES:</u> | | | | |
| Salary & Wages: | 300,740 | 192,315 | 295,423 | 308,704 |
| Contract Services: | 14,046 | 6,763 | 12,531 | 16,809 |
| Utilities: | 13,534 | 7,292 | 14,415 | 14,269 |
| General & Administrati | 49,640 | 29,432 | 39,683 | 41,804 |
| Material & Supplies: | 9,590 | 5,060 | 9,286 | 9,641 |
| Equipment & Repairs: | 19,000 | 4,274 | 20,593 | 19,044 |
| Total Expenses: | 406,550 | 245,136 | 391,931 | 410,271 |
| Net Revenues - Expenses | (382,143) | (226,645) | (367,516) | (384,841) |

DATE: 03/05/2019
 TIME: 17:32:56
 ID: BP430000.WOW

SKOKIE PARK DISTRICT
 DETAILED BUDGET REPORT

FUND: Museum Fund

| ACCOUNT NUMBER | ACCOUNT DESCRIPTION | --2017-- ACTUAL | --2018-- ACTUAL | ----- BUDGETED | 2019 8 MO. ACTUAL | ----- PROJECTED | --2020-- REQUESTED BUDGET |
|--------------------------|-----------------------|--------------------|--------------------|-------------------|-------------------------|--------------------|---------------------------------|
| ----- | | | | | | | 0 |
| BEGINNING BALANCE | | | | | | | |
| Emily Oaks Nature Center | | | | | | | |
| REVENUES | | | | | | | |
| Administration | | | | | | | |
| General | | | | | | | |
| 55-53-10-553-4300 | Rental of Facilities | 19,386 | 19,170 | 19,137 | 14,464 | 19,168 | 19,160 |
| 55-53-10-553-4420 | Equipment Rental | 0 | 10 | 230 | 0 | 64 | 230 |
| 55-53-10-553-4900 | Miscellaneous Revenue | 0 | 11 | 20 | 0 | 15 | 20 |
| 55-53-10-553-4901 | Resale Items | 1,544 | 1,451 | 2,170 | 1,060 | 1,568 | 2,170 |
| 55-53-10-553-4964 | Vending Commissions | 0 | 0 | 0 | 0 | 0 | 0 |
| 55-53-10-553-4990 | Cash Short | 0 | 0 | 0 | 0 | 0 | 0 |
| 55-53-10-553-4992 | Cash Over | 0 | 0 | 0 | 0 | 0 | 0 |
| 55-53-10-553-4996 | Grants/Donations | 360 | 363 | 600 | 17 | 350 | 600 |
| 55-53-10-553-4999 | Transfers In | 3,250 | 6,175 | 2,250 | 2,950 | 3,250 | 3,250 |
| ----- | | | | | | | |
| TOTAL General | | 24,540 | 27,180 | 24,407 | 18,491 | 24,415 | 25,430 |
| TOTAL Administration | | 24,540 | 27,180 | 24,407 | 18,491 | 24,415 | 25,430 |

FUND: Museum Fund

| ACCOUNT NUMBER | ACCOUNT DESCRIPTION | --2017-- | --2018-- | 2019 | | --2020-- | |
|--|---------------------|----------|----------|----------|-----------------|-----------|---------------------|
| | | ACTUAL | ACTUAL | BUDGETED | 8 MO. ACTUAL | PROJECTED | REQUESTED BUDGET |
| ----- | | | | | | | |
| Emily Oaks Nature Center | | | | | | | |
| Outdoor Challenge Camp | | | | | | | |
| TOTAL REVENUES: Emily Oaks Nature Center | | 227,817 | 243,880 | 252,443 | 218,550 | 250,655 | 275,331 |
| EXPENSES | | | | | | | |
| Administration | | | | | | | |
| General | | | | | | | |
| 55-53-10-553-5010 S&W Supervisors | | 131,438 | 138,523 | 135,637 | 95,849 | 139,310 | 142,233 |
| 55-53-10-553-5040 S&W Office Staff | | 49,452 | 57,112 | 73,361 | 45,482 | 68,000 | 70,427 |
| 55-53-10-553-5060 S&W Maintenance Staff | | 44,555 | 46,638 | 52,680 | 27,510 | 49,929 | 55,581 |
| 55-53-10-553-5069 S&W Maintenance Allocation | | 13,000 | 13,000 | 13,000 | 8,664 | 13,000 | 13,000 |
| 55-53-10-553-5075 S&W Land Management Staff | | 23,960 | 23,459 | 26,062 | 14,810 | 25,184 | 27,463 |
| 55-53-10-553-5100 C/S Professional Services | | 1,312 | 110 | 300 | 0 | 334 | 409 |
| 55-53-10-553-5115 C/S Computer Expense | | 1,018 | 0 | 1,400 | 0 | 1,300 | 4,200 |
| 55-53-10-553-5120 C/S Subscriptions & Dues | | 597 | 301 | 893 | 264 | 682 | 782 |
| 55-53-10-553-5125 C/S Printing & Postage | | 149 | 237 | 290 | 45 | 215 | 290 |
| 55-53-10-553-5127 C/S Marketing Allocation | | 3,714 | 1,786 | 2,487 | 1,082 | 2,199 | 2,487 |
| 55-53-10-553-5129 C/S Donation Program | | 54 | 16 | 100 | 0 | 50 | 100 |
| 55-53-10-553-5130 C/S Uniforms/Safety Shoes | | 202 | 150 | 1,635 | 829 | 1,864 | 1,569 |
| 55-53-10-553-5141 C/S Equipment Rental | | 0 | 0 | 0 | 0 | 0 | 0 |
| 55-53-10-553-5145 C/S Rubbish Removal | | 564 | 574 | 583 | 388 | 582 | 591 |
| 55-53-10-553-5150 C/S Training Expenses | | 1,621 | 1,515 | 2,390 | 1,249 | 1,929 | 2,290 |
| 55-53-10-553-5185 C/S Misc. Service Contracts | | 2,092 | 3,454 | 3,968 | 2,906 | 3,376 | 4,091 |
| 55-53-10-553-5201 Electricity | | 5,936 | 5,810 | 6,151 | 3,589 | 5,947 | 6,459 |
| 55-53-10-553-5203 Water | | 819 | 1,198 | 1,215 | 569 | 1,097 | 1,150 |
| 55-53-10-553-5205 Natural Gas | | 3,076 | 3,633 | 3,210 | 901 | 3,710 | 3,685 |
| 55-53-10-553-5206 Security Alarm Service | | 1,970 | 2,202 | 2,306 | 1,876 | 3,021 | 2,335 |
| 55-53-10-553-5207 Communication | | 656 | 604 | 652 | 357 | 640 | 640 |
| 55-53-10-553-5320 G&A General Administrative | | 699 | 426 | 760 | 380 | 683 | 760 |
| 55-53-10-553-5350 G&A Employee Benefits | | 26,020 | 31,655 | 48,880 | 29,052 | 39,000 | 41,044 |
| 55-53-10-553-5412 M&S Supplies | | 70 | 0 | 0 | 0 | 0 | 0 |
| 55-53-10-553-5420 M&S Land Mngement Supply & Eqp | | 1,852 | 1,711 | 2,800 | 2,006 | 2,752 | 2,800 |
| 55-53-10-553-5438 M&S Maintenance Supplies | | 5,710 | 4,593 | 5,140 | 2,653 | 5,112 | 5,191 |
| 55-53-10-553-5470 M&S Office Supplies | | 263 | 753 | 450 | 157 | 428 | 450 |
| 55-53-10-553-5490 M&S Resale Items | | 1,009 | 969 | 1,200 | 244 | 994 | 1,200 |
| 55-53-10-553-5500 E&R Copier Equipment | | 3,247 | 4,029 | 3,600 | 1,684 | 3,184 | 3,744 |
| 55-53-10-553-5501 E&R Office Equipment | | 113 | 28 | 0 | 0 | 439 | 0 |
| 55-53-10-553-5555 E&R Repairs & Replacement | | 10,190 | 7,561 | 15,400 | 2,590 | 16,970 | 15,300 |
| ----- | | | | | | | |
| TOTAL General | | 335,358 | 352,047 | 406,550 | 245,136 | 391,931 | 410,271 |
| TOTAL Administration | | 335,358 | 352,047 | 406,550 | 245,136 | 391,931 | 410,271 |

EMILY OAKS NATURE CENTER PROGRAMS

3/5/2019

Skokie Park District
FY 2019/2020 Budget Analysis
Museum Fund

| Fund/Ctr/Acty | FY 2019 Budget | FY 2019 8 Month Actual | FY 2019 Projected Year End | FY 2020 Budget |
|--------------------------|-------------------|---------------------------|-------------------------------|-------------------|
| 555312 EONC Programs | | | | |
| <u>REVENUES:</u> | | | | |
| Registrations | 98,943 | 73,798 | 100,029 | 102,770 |
| Total Revenues: | 98,943 | 73,798 | 100,029 | 102,770 |
| <u>EXPENSES:</u> | | | | |
| 1 Salary & Wages: | 123,029 | 71,435 | 122,445 | 126,367 |
| Contract Services: | 7,522 | 5,763 | 7,505 | 7,522 |
| Utilities: | 0 | 0 | 0 | 0 |
| General & Administration | 0 | 0 | 0 | 0 |
| Material & Supplies: | 11,089 | 3,999 | 10,095 | 11,042 |
| Equipment & Repairs: | 0 | 0 | 0 | 0 |
| Total Expenses: | 141,640 | 81,197 | 140,045 | 144,931 |
| Net Revenues - Expenses | (42,697) | (7,399) | (40,016) | (42,161) |

FUND: Museum Fund

| ACCOUNT NUMBER | ACCOUNT DESCRIPTION | --2017-- ACTUAL | --2018-- ACTUAL | ----- BUDGETED | 2019 8 MO. ACTUAL | ----- PROJECTED | --2020-- REQUESTED BUDGET |
|---------------------------------|----------------------|--------------------|--------------------|-------------------|-------------------------|--------------------|---------------------------------|
| ----- | | | | | | | |
| Emily Oaks Nature Center | | | | | | | |
| Administration | | | | | | | |
| Environmental Education | | | | | | | |
| Tot Classes | | | | | | | |
| 55-53-12-554-4115 Registrations | Tot Classes | 31,685 | 30,729 | 31,220 | 26,159 | 34,005 | 25,570 |
| ----- | | | | | | | |
| TOTAL Tot Classes | | 31,685 | 30,729 | 31,220 | 26,159 | 34,005 | 25,570 |
| ----- | | | | | | | |
| Children's Classes | | | | | | | |
| 55-53-12-555-4115 Registrations | Children's Class | 6,624 | 8,668 | 7,362 | 1,911 | 5,329 | 7,152 |
| ----- | | | | | | | |
| TOTAL Children's Classes | | 6,624 | 8,668 | 7,362 | 1,911 | 5,329 | 7,152 |
| ----- | | | | | | | |
| Adult Classes & Workshops | | | | | | | |
| 55-53-12-556-4115 Registrations | Adult Classes | 620 | 296 | 892 | 546 | 825 | 892 |
| ----- | | | | | | | |
| TOTAL Adult Classes & Workshops | | 620 | 296 | 892 | 546 | 825 | 892 |
| ----- | | | | | | | |
| Special Events | | | | | | | |
| 55-53-12-557-4115 Admissions | Special Events | 12,013 | 11,351 | 10,930 | 4,788 | 11,228 | 11,270 |
| ----- | | | | | | | |
| TOTAL Special Events | | 12,013 | 11,351 | 10,930 | 4,788 | 11,228 | 11,270 |
| ----- | | | | | | | |
| School Curriculum | | | | | | | |
| 55-53-12-558-4115 Registration | School Curriculum | 13,645 | 16,579 | 15,918 | 12,611 | 15,740 | 16,292 |
| ----- | | | | | | | |
| TOTAL School Curriculum | | 13,645 | 16,579 | 15,918 | 12,611 | 15,740 | 16,292 |
| ----- | | | | | | | |
| Youth Group Activities | | | | | | | |
| 55-53-12-559-4115 Registrations | Youth Grp.Activi | 8,471 | 11,316 | 10,854 | 8,037 | 11,389 | 11,487 |
| ----- | | | | | | | |
| TOTAL Youth Group Activities | | 8,471 | 11,316 | 10,854 | 8,037 | 11,389 | 11,487 |
| ----- | | | | | | | |
| Interpretive Vehicles | | | | | | | |
| 55-53-12-560-4115 User Fees | Interpretive Vehicle | 212 | 284 | 280 | 200 | 305 | 280 |
| ----- | | | | | | | |
| TOTAL Interpretive Vehicles | | 212 | 284 | 280 | 200 | 305 | 280 |
| ----- | | | | | | | |
| Art Shows & Contests | | | | | | | |
| 55-53-12-561-4115 Registrations | Art Shows & Cont | 232 | 274 | 320 | 300 | 300 | 320 |
| ----- | | | | | | | |
| TOTAL Art Shows & Contests | | 232 | 274 | 320 | 300 | 300 | 320 |

FUND: Museum Fund

| ACCOUNT NUMBER | ACCOUNT DESCRIPTION | --2017-- ACTUAL | --2018-- ACTUAL | BUDGETED | 2019 8 MO. ACTUAL | PROJECTED | --2020-- REQUESTED BUDGET |
|-------------------------------|--------------------------------|--------------------|--------------------|----------|-------------------------|-----------|---------------------------------|
| ----- | | | | | | | |
| Emily Oaks Nature Center | | | | | | | |
| Environmental Education | | | | | | | |
| Adult Trips | | | | | | | |
| 55-53-12-562-4115 | Prgrm.Regstr.Educ./Recr.Trips | 7,456 | 9,914 | 10,541 | 10,808 | 11,250 | 10,541 |
| ----- | | | | | | | |
| TOTAL Adult Trips | | 7,456 | 9,914 | 10,541 | 10,808 | 11,250 | 10,541 |
| Family Events & Trips | | | | | | | |
| 55-53-12-563-4115 | Regstr.Family Events&Trips | 1,711 | 2,125 | 3,181 | 2,941 | 3,206 | 3,321 |
| ----- | | | | | | | |
| TOTAL Family Events & Trips | | 1,711 | 2,125 | 3,181 | 2,941 | 3,206 | 3,321 |
| Birthday Parties | | | | | | | |
| 55-53-12-567-4126 | Registrations Birthday Parties | 6,765 | 7,145 | 7,345 | 5,497 | 6,452 | 7,345 |
| ----- | | | | | | | |
| TOTAL Birthday Parties | | 6,765 | 7,145 | 7,345 | 5,497 | 6,452 | 7,345 |
| Community Outreach | | | | | | | |
| 55-53-12-568-4115 | Registrations Community Outrea | 0 | 0 | 100 | 0 | 0 | 100 |
| ----- | | | | | | | |
| TOTAL Community Outreach | | 0 | 0 | 100 | 0 | 0 | 100 |
| Little Earth Scouts | | | | | | | |
| 55-53-12-569-4115 | Registrations Little Earth Sct | 0 | 0 | 0 | 0 | 0 | 8,200 |
| ----- | | | | | | | |
| TOTAL Little Earth Scouts | | 0 | 0 | 0 | 0 | 0 | 8,200 |
| TOTAL Environmental Education | | 89,434 | 98,681 | 98,943 | 73,798 | 100,029 | 102,770 |

FUND: Museum Fund

| ACCOUNT NUMBER | ACCOUNT DESCRIPTION | --2017-- ACTUAL | --2018-- ACTUAL | ----- BUDGETED | 2019 8 MO. ACTUAL | ----- PROJECTED | --2020-- REQUESTED BUDGET |
|---------------------------------|--------------------------------|--------------------|--------------------|-------------------|-------------------------|--------------------|---------------------------------|
| Emily Oaks Nature Center | | | | | | | |
| Administration | | | | | | | |
| Environmental Education | | | | | | | |
| Tot Classes | | | | | | | |
| 55-53-12-553-5021 | S&W Program Naturalists | 68,888 | 75,772 | 72,996 | 37,473 | 71,355 | 73,605 |
| 55-53-12-553-5023 | S&W School Age Coordinator | 0 | 0 | 0 | 0 | 0 | 0 |
| 55-53-12-553-5024 | S&W Program Coordinator | 41,285 | 39,302 | 44,438 | 30,094 | 44,689 | 46,592 |
| TOTAL Tot Classes | | 110,173 | 115,074 | 117,434 | 67,567 | 116,044 | 120,197 |
| Tot Classes | | | | | | | |
| 55-53-12-554-5020 | S&W Instructors Tot Classes | 4,114 | 3,107 | 3,550 | 3,310 | 5,085 | 0 |
| 55-53-12-554-5412 | M&S SuppliesTot Classes | 951 | 1,600 | 2,500 | 874 | 2,074 | 1,685 |
| TOTAL Tot Classes | | 5,065 | 4,707 | 6,050 | 4,184 | 7,159 | 1,685 |
| Children's Classes | | | | | | | |
| 55-53-12-555-5020 | S&W Instructors Children's Cls | 101 | 0 | 0 | 0 | 0 | 0 |
| 55-53-12-555-5112 | C/S Transp/Admiss. Chldrn.Clas | 0 | 28 | 0 | 0 | 0 | 0 |
| 55-53-12-555-5165 | C/S Instructors NOP Chid.Class | 0 | 0 | 0 | 0 | 0 | 0 |
| 55-53-12-555-5412 | M&S Supplies.Children'sClasses | 298 | 533 | 400 | 67 | 237 | 385 |
| TOTAL Children's Classes | | 399 | 561 | 400 | 67 | 237 | 385 |
| Adult Classes & Workshops | | | | | | | |
| 55-53-12-556-5020 | S&W Instructors Adult Classes | 14 | 43 | 54 | 28 | 28 | 54 |
| 55-53-12-556-5165 | C/S Instructors NOP Adult Clas | 0 | 0 | 150 | 0 | 100 | 150 |
| 55-53-12-556-5412 | M&S Supplies.Adult Classes | 174 | 46 | 275 | 0 | 63 | 225 |
| TOTAL Adult Classes & Workshops | | 188 | 89 | 479 | 28 | 191 | 429 |
| Special Events | | | | | | | |
| 55-53-12-557-5039 | S&W Leaders Special Events | 629 | 160 | 523 | 0 | 552 | 548 |
| 55-53-12-557-5165 | C/S Instructors NOP Spcl.Event | 1,200 | 1,100 | 1,100 | 0 | 1,100 | 1,100 |
| 55-53-12-557-5412 | M&S Supplies Special Events | 2,834 | 2,337 | 2,829 | 877 | 2,945 | 2,829 |
| TOTAL Special Events | | 4,663 | 3,597 | 4,452 | 877 | 4,597 | 4,477 |
| School Curriculum | | | | | | | |
| 55-53-12-558-5039 | S&W Leaders School Programs | 292 | 545 | 312 | 155 | 253 | 300 |
| 55-53-12-558-5412 | M&S Prgrm.Spply.School Program | 860 | 1,032 | 1,090 | 616 | 971 | 1,098 |
| TOTAL School Curriculum | | 1,152 | 1,577 | 1,402 | 771 | 1,224 | 1,398 |

FUND: Museum Fund

| ACCOUNT NUMBER | ACCOUNT DESCRIPTION | --2017-- ACTUAL | --2018-- ACTUAL | BUDGETED | 2019 8 MO. ACTUAL | 2019 PROJECTED | --2020-- REQUESTED BUDGET |
|------------------------------|--------------------------------|--------------------|--------------------|----------|-------------------------|-------------------|---------------------------------|
| Emily Oaks Nature Center | | | | | | | |
| Environmental Education | | | | | | | |
| Youth Group Activities | | | | | | | |
| 55-53-12-559-5039 | S&W Leaders Youth Group Activi | 0 | 166 | 176 | 58 | 117 | 176 |
| 55-53-12-559-5165 | C/S Instructors NOP | 0 | 0 | 100 | 0 | 100 | 100 |
| 55-53-12-559-5412 | M&S Supplies Youth Group Activ | 391 | 227 | 694 | 246 | 728 | 694 |
| TOTAL Youth Group Activities | | 391 | 393 | 970 | 304 | 945 | 970 |
| Intrepretive Vehicles | | | | | | | |
| 55-53-12-560-5039 | S&W Leaders Interpretive Vehcl | 0 | 0 | 0 | 0 | 0 | 0 |
| 55-53-12-560-5412 | M&S Supplies Interp.Vehicles | 19 | 20 | 350 | 13 | 273 | 300 |
| TOTAL Intrepretive Vehicles | | 19 | 20 | 350 | 13 | 273 | 300 |
| Art Shows & Contests | | | | | | | |
| 55-53-12-561-5165 | C/S Instructor NOP Art Shows | 0 | 0 | 0 | 0 | 0 | 0 |
| 55-53-12-561-5412 | M&S Supplies Art Shows & Conte | 239 | 253 | 250 | 5 | 32 | 250 |
| TOTAL Art Shows & Contests | | 239 | 253 | 250 | 5 | 32 | 250 |
| Adult Trips | | | | | | | |
| 55-53-12-562-5039 | S&W Leaders Adult Trips | 0 | 0 | 200 | 0 | 0 | 200 |
| 55-53-12-562-5112 | C/S Transp/Admiss.Adult Trips | 3,399 | 5,377 | 5,872 | 5,488 | 5,930 | 5,872 |
| 55-53-12-562-5165 | C/S Instructors NOP AdultTrips | 0 | 0 | 0 | 0 | 0 | 0 |
| 55-53-12-562-5412 | M&S Supplies Adult Trips | 292 | 663 | 760 | 469 | 811 | 760 |
| TOTAL Adult Trips | | 3,691 | 6,040 | 6,832 | 5,957 | 6,741 | 6,832 |
| Family Events & Trips | | | | | | | |
| 55-53-12-563-5039 | S&W Leaders Family Events | 840 | 292 | 360 | 202 | 202 | 360 |
| 55-53-12-563-5112 | C/S Transp/Admiss.Family Event | 0 | 0 | 0 | 0 | 0 | 0 |
| 55-53-12-563-5165 | C/S Instruct. NOP Family Event | 0 | 352 | 300 | 275 | 275 | 300 |
| 55-53-12-563-5412 | M&S Supplies Family Events | 186 | 237 | 527 | 263 | 502 | 482 |
| TOTAL Family Events & Trips | | 1,026 | 881 | 1,187 | 740 | 979 | 1,142 |
| Volunteer Programs | | | | | | | |
| 55-53-12-564-5412 | M&S Supplies Volunteer Program | 699 | 878 | 1,114 | 454 | 1,190 | 1,114 |
| TOTAL Volunteer Programs | | 699 | 878 | 1,114 | 454 | 1,190 | 1,114 |

FUND: Museum Fund

| ACCOUNT NUMBER | ACCOUNT DESCRIPTION | --2017-- ACTUAL | --2018-- ACTUAL | ----- BUDGETED | 2019 8 MO. ACTUAL | ----- PROJECTED | --2020-- REQUESTED BUDGET |
|-------------------------------|--|--------------------|--------------------|-------------------|-------------------------|--------------------|---------------------------------|
| ----- | | | | | | | |
| Emily Oaks Nature Center | Environmental Education | | | | | | |
| | Birthday Parties | | | | | | |
| | 55-53-12-567-5039 S&W Leaders B-Day Parties | 386 | 407 | 420 | 115 | 164 | 420 |
| | 55-53-12-567-5412 M&S Supplies B-Day Parties | 65 | 108 | 300 | 115 | 269 | 300 |
| TOTAL Birthday Parties | | 451 | 515 | 720 | 230 | 433 | 720 |
| ----- | | | | | | | |
| | Community Outreach | | | | | | |
| | 55-53-12-568-5039 S&W Leaders Community Outreach | 0 | 0 | 0 | 0 | 0 | 0 |
| | 55-53-12-568-5412 M&S Program Supply Comm.Outrea | 0 | 0 | 0 | 0 | 0 | 0 |
| TOTAL Community Outreach | | 0 | 0 | 0 | 0 | 0 | 0 |
| ----- | | | | | | | |
| | Little Earth Scouts | | | | | | |
| | 55-53-12-569-5020 S&W Instructors Little Earth S | 0 | 0 | 0 | 0 | 0 | 2,512 |
| | 55-53-12-569-5039 S&W Leaders Little Earth Scout | 0 | 0 | 0 | 0 | 0 | 1,600 |
| | 55-53-12-569-5165 C/S Instuctors NOP Lttle Earth | 0 | 0 | 0 | 0 | 0 | 0 |
| | 55-53-12-569-5412 M&S Supplies Little Earth Scou | 0 | 0 | 0 | 0 | 0 | 920 |
| TOTAL Little Earth Scouts | | 0 | 0 | 0 | 0 | 0 | 5,032 |
| TOTAL Environmental Education | | 128,156 | 134,585 | 141,640 | 81,197 | 140,045 | 144,931 |

EMILY OAKS NATURE CENTER CAMPS

3/5/2019

Skokie Park District
 FY 2019/2020 Budget Analysis
 Museum Fund

| Fund/Ctr/Acty | FY 2019 Budget | FY 2019 8 Month Actual | FY 2019 Projected Year End | FY 2020 Budget | Budget Change |
|--------------------------|-------------------|---------------------------|-------------------------------|-------------------|------------------|
| 555331/44 EONC Camps | | | | | |
| <u>REVENUES:</u> | | | | | |
| 1 Camp Registrations | 129,093 | 126,261 | 126,211 | 147,131 | 1.14 |
| Total Revenues: | 129,093 | 126,261 | 126,211 | 147,131 | 1.14 |
| <u>EXPENSES:</u> | | | | | |
| 1 Salary & Wages: | 75,032 | 71,983 | 71,466 | 93,840 | 1.25 |
| 1 Contract Services: | 19,735 | 16,020 | 16,020 | 19,959 | 1.01 |
| Utilities: | 0 | 0 | 0 | 140 | 0.00 |
| General & Administration | 0 | 0 | 0 | 0 | 0.00 |
| Material & Supplies: | 4,905 | 4,195 | 6,453 | 5,226 | 1.07 |
| Equipment & Repairs: | 0 | 0 | 0 | 0 | 0.00 |
| Total Expenses: | 99,672 | 92,198 | 93,939 | 119,165 | 1.20 |
| Net Revenues - Expenses | 29,421 | 34,063 | 32,272 | 27,966 | |

Footnote:

1: Added a second session of Outdoor Challenge Camp.

DATE: 03/05/2019
 TIME: 17:32:56
 ID: BP430000.WOW

SKOKIE PARK DISTRICT
 DETAILED BUDGET REPORT

FUND: Museum Fund

| ACCOUNT NUMBER | ACCOUNT DESCRIPTION | --2017-- ACTUAL | --2018-- ACTUAL | BUDGETED | ----- 2019 ----- 8 MO. ACTUAL | PROJECTED | --2020-- REQUESTED BUDGET |
|--|--------------------------------|--------------------|--------------------|----------|-------------------------------------|-----------|---------------------------------|
| ----- | | | | | | | |
| Emily Oaks Nature Center Environmental Education Earth Adventures General | | | | | | | |
| 55-53-31-565-4112 | Camp Registr. Earth Adventures | 93,701 | 105,278 | 106,998 | 111,498 | 111,448 | 123,579 |
| ----- | | | | | | | |
| TOTAL General | | 93,701 | 105,278 | 106,998 | 111,498 | 111,448 | 123,579 |
| TOTAL Earth Adventures | | 93,701 | 105,278 | 106,998 | 111,498 | 111,448 | 123,579 |

DATE: 03/05/2019
 TIME: 17:32:56
 ID: BP430000.WOW

SKOKIE PARK DISTRICT
 DETAILED BUDGET REPORT

FUND: Museum Fund

| ACCOUNT NUMBER | ACCOUNT DESCRIPTION | --2017-- | --2018-- | ----- 2019 ----- | | --2020-- | |
|------------------------------|--------------------------------|----------|----------|------------------|-----------------|-----------|---------------------|
| | | ACTUAL | ACTUAL | BUDGETED | 8 MO. ACTUAL | PROJECTED | REQUESTED BUDGET |
| ----- | | | | | | | |
| Emily Oaks Nature Center | | | | | | | |
| Earth Adventures | | | | | | | |
| Outdoor Challenge Camp | | | | | | | |
| General | | | | | | | |
| 55-53-44-566-4112 | Camp Registr.Outdoor Challenge | 20,142 | 12,741 | 22,095 | 14,763 | 14,763 | 23,552 |
| ----- | | | | | | | |
| TOTAL General | | 20,142 | 12,741 | 22,095 | 14,763 | 14,763 | 23,552 |
| TOTAL Outdoor Challenge Camp | | 20,142 | 12,741 | 22,095 | 14,763 | 14,763 | 23,552 |

FUND: Museum Fund

| ACCOUNT NUMBER | ACCOUNT DESCRIPTION | --2017-- | --2018-- | 2019 | | --2020-- | |
|--------------------------|--------------------------------|----------|----------|----------|-----------------|-----------|---------------------|
| | | ACTUAL | ACTUAL | BUDGETED | 8 MO. ACTUAL | PROJECTED | REQUESTED BUDGET |
| ----- | | | | | | | |
| Emily Oaks Nature Center | | | | | | | |
| Environmental Education | | | | | | | |
| Earth Adventures | | | | | | | |
| General | | | | | | | |
| 55-53-31-565-5019 | S&W Directors Earth Adventures | 19,767 | 21,866 | 23,491 | 18,872 | 18,924 | 24,660 |
| 55-53-31-565-5039 | S&W Leaders Earth Adventures | 34,224 | 40,416 | 39,641 | 46,721 | 46,152 | 57,280 |
| 55-53-31-565-5060 | S&W Maintenance Staff | 0 | 0 | 0 | 0 | 0 | 0 |
| 55-53-31-565-5112 | C/S Transportation/Admissions | 7,613 | 8,454 | 8,172 | 7,034 | 7,034 | 7,972 |
| 55-53-31-565-5127 | C/S Marketing Allocation | 0 | 0 | 0 | 0 | 0 | 0 |
| 55-53-31-565-5142 | C/S Facility Rental | 4,256 | 4,147 | 4,462 | 4,672 | 4,672 | 5,156 |
| 55-53-31-565-5164 | C/S ADA Compliance Instructors | 0 | 0 | 0 | 0 | 0 | 0 |
| 55-53-31-565-5165 | C/S Instructors NOP | 199 | 320 | 300 | 245 | 245 | 300 |
| 55-53-31-565-5207 | Communication | 0 | 0 | 0 | 0 | 0 | 140 |
| 55-53-31-565-5412 | M&S Program Supplies | 2,614 | 3,169 | 2,930 | 3,192 | 5,450 | 3,199 |
| 55-53-31-565-5519 | E&R DON'T USE | 0 | 0 | 0 | 0 | 0 | 0 |
| ----- | | | | | | | |
| TOTAL General | | 68,673 | 78,372 | 78,996 | 80,736 | 82,477 | 98,707 |
| TOTAL Earth Adventures | | 68,673 | 78,372 | 78,996 | 80,736 | 82,477 | 98,707 |

DATE: 03/05/2019
 TIME: 17:32:56
 ID: BP430000.WOW

SKOKIE PARK DISTRICT
 DETAILED BUDGET REPORT

FUND: Museum Fund

| ACCOUNT NUMBER | ACCOUNT DESCRIPTION | --2017-- | --2018-- | 2019 | | --2020-- | |
|------------------------------|-------------------------------|----------|----------|----------|-----------------|-----------|---------------------|
| | | ACTUAL | ACTUAL | BUDGETED | 8 MO. ACTUAL | PROJECTED | REQUESTED BUDGET |
| ----- | | | | | | | |
| Emily Oaks Nature Center | | | | | | | |
| Earth Adventures | | | | | | | |
| Outdoor Challenge Camp | | | | | | | |
| General | | | | | | | |
| 55-53-44-566-5019 | S&W Directors | 9,350 | 6,377 | 11,900 | 6,390 | 6,390 | 11,900 |
| 55-53-44-566-5039 | S&W Specialities | 0 | 0 | 0 | 0 | 0 | 0 |
| 55-53-44-566-5060 | S&W Maintenance Staff | 0 | 0 | 0 | 0 | 0 | 0 |
| 55-53-44-566-5112 | C/S Transportation/Admissions | 6,614 | 2,096 | 6,501 | 4,021 | 4,021 | 6,231 |
| 55-53-44-566-5142 | C/S Facility Rental | 182 | 136 | 300 | 48 | 48 | 300 |
| 55-53-44-566-5207 | Communication | 0 | 0 | 0 | 0 | 0 | 0 |
| 55-53-44-566-5412 | M&S Program Supplies | 1,465 | 1,429 | 1,975 | 1,003 | 1,003 | 2,027 |
| ----- | | | | | | | |
| TOTAL General | | 17,611 | 10,038 | 20,676 | 11,462 | 11,462 | 20,458 |
| TOTAL Outdoor Challenge Camp | | 17,611 | 10,038 | 20,676 | 11,462 | 11,462 | 20,458 |

SKOKIE HERITAGE MUSEUM

3/5/2019

Skokie Park District
 FY 2019/2020 Budget Analysis
 Museum Fund

| Fund/Ctr/Acty | FY 2019 Budget | FY 2019 8 Month Actual | FY 2019 Projected Year End | FY 2020 Budget |
|-------------------------------|-------------------|---------------------------|-------------------------------|-------------------|
| 55551X Skokie Heritage Museum | | | | |
| <u>REVENUES:</u> | | | | |
| 1 Program Registrations | 28,630 | 13,221 | 26,190 | 27,945 |
| Rental of Facilities | 3,400 | 1,437 | 2,550 | 2,800 |
| Camp Registrations | 10,946 | 4,075 | 4,075 | 6,306 |
| Miscellaneous Revenue | 795 | 287 | 617 | 600 |
| Total Revenues: | 43,771 | 19,020 | 33,432 | 37,651 |
| <u>EXPENSES:</u> | | | | |
| 2 Salary & Wages: | 98,095 | 61,244 | 96,163 | 122,568 |
| 3 Contract Services: | 13,958 | 5,088 | 9,406 | 10,461 |
| Utilities: | 7,853 | 4,223 | 7,323 | 7,401 |
| General & Administrative | 12,388 | 7,644 | 12,140 | 19,372 |
| Material & Supplies: | 4,085 | 2,048 | 4,151 | 3,697 |
| Equipment & Repairs: | 12,250 | 652 | 12,250 | 5,750 |
| Total Expenses: | 148,629 | 80,899 | 141,433 | 169,249 |
| Net Revenues - Expenses | (104,858) | (61,879) | (108,001) | (131,598) |

Footnotes:

1. Increase in program offerings (paint/wine) parties
2. Fully staffed for full year plus cost of doing above.
3. Hired outside cleaning service.

FUND: Museum Fund

| ACCOUNT NUMBER | ACCOUNT DESCRIPTION | --2017-- ACTUAL | --2018-- ACTUAL | ----- BUDGETED | 2019 8 MO. ACTUAL | ----- PROJECTED | --2020-- REQUESTED BUDGET |
|------------------------|---------------------------------|--------------------|--------------------|-------------------|-------------------------|--------------------|---------------------------------|
| BEGINNING BALANCE | | | | | | | 0 |
| Heritage Museum | | | | | | | |
| REVENUES | | | | | | | |
| Administration | | | | | | | |
| General | | | | | | | |
| 55-55-10-570-4300 | Rental of Facilities | 2,462 | 1,650 | 3,400 | 1,437 | 2,550 | 2,800 |
| 55-55-10-570-4320 | Photo Usage | 75 | 230 | 300 | 25 | 150 | 150 |
| 55-55-10-570-4900 | Miscellaneous Revenue | 0 | 0 | 0 | 77 | 77 | 0 |
| 55-55-10-570-4901 | Resale Items | 202 | 84 | 170 | 40 | 180 | 150 |
| 55-55-10-570-4990 | Cash Short | 0 | 0 | 0 | 0 | 0 | 0 |
| 55-55-10-570-4992 | Cash Over | 0 | 0 | 0 | 0 | 0 | 0 |
| 55-55-10-570-4996 | Grants/Donations | 535 | 426 | 325 | 145 | 210 | 300 |
| 55-55-10-570-4999 | Transfers In | 0 | 0 | 0 | 0 | 0 | 0 |
| TOTAL General | | 3,274 | 2,390 | 4,195 | 1,724 | 3,167 | 3,400 |
| TOTAL Administration | | 3,274 | 2,390 | 4,195 | 1,724 | 3,167 | 3,400 |
| Programs | | | | | | | |
| School Programs | | | | | | | |
| 55-55-14-571-4124 | Historical Prgrms.School Prgrm | 560 | 760 | 1,040 | 665 | 860 | 880 |
| TOTAL School Programs | | 560 | 760 | 1,040 | 665 | 860 | 880 |
| Tot Classes | | | | | | | |
| 55-55-14-572-4124 | Historical Prgrms Tot Classes | 0 | 0 | 0 | 0 | 0 | 0 |
| TOTAL Tot Classes | | 0 | 0 | 0 | 0 | 0 | 0 |
| Children Classes | | | | | | | |
| 55-55-14-573-4124 | Historical Prgrms.Children's Cl | 801 | 308 | 1,070 | 474 | 1,070 | 1,595 |
| TOTAL Children Classes | | 801 | 308 | 1,070 | 474 | 1,070 | 1,595 |
| Adult Programs | | | | | | | |
| 55-55-14-574-4124 | Historical Prgrms.Adult Prgrms | 17,013 | 20,433 | 23,920 | 12,064 | 23,000 | 23,920 |
| TOTAL Adult Programs | | 17,013 | 20,433 | 23,920 | 12,064 | 23,000 | 23,920 |
| Special Events | | | | | | | |
| 55-55-14-575-4124 | Historical Prgrms.Spcl.Events | 1,594 | 2,107 | 2,600 | 18 | 1,260 | 1,550 |
| 55-55-14-575-4999 | Transfers In | 0 | 0 | 0 | 0 | 0 | 0 |
| TOTAL Special Events | | 1,594 | 2,107 | 2,600 | 18 | 1,260 | 1,550 |
| TOTAL Programs | | 19,968 | 23,608 | 28,630 | 13,221 | 26,190 | 27,945 |

FUND: Museum Fund

| ACCOUNT NUMBER | ACCOUNT DESCRIPTION | --2017-- | --2018-- | 2019 | | --2020-- | |
|---------------------------------|--------------------------------|----------|----------|----------|-----------------|-----------|---------------------|
| | | ACTUAL | ACTUAL | BUDGETED | 8 MO. ACTUAL | PROJECTED | REQUESTED BUDGET |
| Heritage Museum | | | | | | | |
| Time Traveler's | | | | | | | |
| General | | | | | | | |
| 55-55-26-576-4112 | Camp Registrations | 5,947 | 7,568 | 10,946 | 4,075 | 4,075 | 6,306 |
| TOTAL General | | 5,947 | 7,568 | 10,946 | 4,075 | 4,075 | 6,306 |
| TOTAL Time Traveler's | | 5,947 | 7,568 | 10,946 | 4,075 | 4,075 | 6,306 |
| TOTAL REVENUES: Heritage Museum | | 29,189 | 33,566 | 43,771 | 19,020 | 33,432 | 37,651 |
| EXPENSES | | | | | | | |
| Administration | | | | | | | |
| General | | | | | | | |
| 55-55-10-570-5010 | S&W Supervisors | 53,662 | 55,615 | 56,897 | 38,077 | 57,035 | 58,746 |
| 55-55-10-570-5022 | S&W Museum Educator | 10,861 | 11,973 | 16,222 | 10,057 | 16,222 | 38,000 |
| 55-55-10-570-5040 | S&W Office Staff | 1,982 | 1,843 | 3,168 | 1,559 | 3,168 | 3,263 |
| 55-55-10-570-5060 | S&W Maintenance Staff | 830 | 166 | 0 | 0 | 0 | 0 |
| 55-55-10-570-5069 | S&W Maintenance Allocation | 9,000 | 9,000 | 9,000 | 6,000 | 9,000 | 9,000 |
| 55-55-10-570-5100 | C/S Professional Services | 0 | 0 | 0 | 0 | 0 | 0 |
| 55-55-10-570-5102 | C/S Outside Maintenance Servic | 0 | 1,321 | 6,969 | 2,562 | 3,402 | 3,567 |
| 55-55-10-570-5115 | C/S Computer Expense | 561 | 928 | 1,000 | 0 | 1,000 | 2,050 |
| 55-55-10-570-5120 | C/S Subscriptions/Dues | 444 | 414 | 810 | 427 | 810 | 810 |
| 55-55-10-570-5125 | C/S Printing & Postage | 0 | 199 | 25 | 0 | 0 | 25 |
| 55-55-10-570-5127 | C/S Marketing Allocation | 992 | 395 | 1,149 | 194 | 1,344 | 1,149 |
| 55-55-10-570-5145 | C/S Rubbish Removal | 0 | 0 | 0 | 0 | 0 | 0 |
| 55-55-10-570-5150 | C/S Training Expense | 535 | 630 | 1,000 | 555 | 1,000 | 1,000 |
| 55-55-10-570-5185 | C/S Misc. Service Contracts | 1,248 | 1,298 | 1,840 | 1,350 | 1,850 | 1,860 |
| 55-55-10-570-5201 | Electricity | 2,385 | 2,287 | 2,440 | 1,425 | 2,287 | 2,392 |
| 55-55-10-570-5203 | Water | 164 | 222 | 225 | 46 | 239 | 250 |
| 55-55-10-570-5205 | Natural Gas | 1,169 | 1,220 | 1,248 | 303 | 1,278 | 1,243 |
| 55-55-10-570-5206 | Security Alarm Service | 2,463 | 2,825 | 2,620 | 1,908 | 2,620 | 2,700 |
| 55-55-10-570-5207 | Communications | 761 | 1,188 | 1,320 | 541 | 899 | 816 |
| 55-55-10-570-5320 | G&A General Administrative | 2,809 | 2,396 | 3,490 | 1,664 | 3,490 | 3,490 |
| 55-55-10-570-5350 | G&A Employee Benefits | 7,048 | 7,386 | 7,848 | 5,630 | 7,600 | 14,832 |
| 55-55-10-570-5438 | M&S Maintenance Supplies | 707 | 237 | 680 | 602 | 680 | 680 |
| 55-55-10-570-5470 | M&S Office Supplies | 343 | 367 | 650 | 0 | 650 | 650 |
| 55-55-10-570-5490 | M&S Resale Items | 0 | 430 | 0 | 160 | 317 | 0 |
| 55-55-10-570-5500 | E&R Copier Equipment | 0 | 0 | 0 | 0 | 0 | 0 |
| 55-55-10-570-5501 | E&R Office Equipment | 0 | 0 | 0 | 0 | 0 | 0 |
| 55-55-10-570-5502 | E&R Office Furniture | 0 | 0 | 150 | 0 | 150 | 0 |
| 55-55-10-570-5555 | E&R Repairs & Replacements | 6,884 | 9,788 | 12,100 | 652 | 12,100 | 5,750 |
| 55-55-10-570-5825 | Liability Insurance | 700 | 525 | 1,050 | 350 | 1,050 | 1,050 |
| TOTAL General | | 105,548 | 112,653 | 131,901 | 74,062 | 128,191 | 153,323 |
| TOTAL Administration | | 105,548 | 112,653 | 131,901 | 74,062 | 128,191 | 153,323 |

FUND: Museum Fund

| ACCOUNT NUMBER | ACCOUNT DESCRIPTION | --2017-- | --2018-- | 2019 | | --2020-- |
|------------------------------|---------------------------------|----------|----------|----------|-----------------|-----------|
| | | ACTUAL | ACTUAL | BUDGETED | 8 MO. ACTUAL | PROJECTED |
| ----- | | | | | | |
| Heritage Museum | | | | | | |
| Programs | | | | | | |
| School Programs | | | | | | |
| 55-55-14-571-5075 | S&W Attendants | 0 | 0 | 0 | 0 | 0 |
| 55-55-14-571-5412 | M&S Prgrm.Spply.School Prgrms. | 0 | 0 | 0 | 0 | 0 |
| ----- | | | | | | |
| TOTAL | School Programs | 0 | 0 | 0 | 0 | 0 |
| Tot Classes | | | | | | |
| 55-55-14-572-5412 | M&S Prgrm.Spply.Tot Programs | 0 | 0 | 0 | 0 | 0 |
| ----- | | | | | | |
| TOTAL | Tot Classes | 0 | 0 | 0 | 0 | 0 |
| Children Classes | | | | | | |
| 55-55-14-573-5412 | M&S Prgrm.Spply.Chldrns.Progrms | 240 | 295 | 130 | 89 | 130 |
| ----- | | | | | | |
| TOTAL | Children Classes | 240 | 295 | 130 | 89 | 130 |
| Adult Programs | | | | | | |
| 55-55-14-574-5020 | S&W Instructors | 6,013 | 6,952 | 7,087 | 4,116 | 9,153 |
| 55-55-14-574-5412 | M&S Prgrm.Spply.Adult Prgrms. | 49 | 630 | 225 | 0 | 225 |
| ----- | | | | | | |
| TOTAL | Adult Programs | 6,062 | 7,582 | 7,312 | 4,116 | 9,378 |
| Special Events | | | | | | |
| 55-55-14-575-5020 | S&W Instructors | 0 | 228 | 386 | 0 | 150 |
| 55-55-14-575-5039 | S&W B-Day Party Leaders | 0 | 0 | 0 | 0 | 0 |
| 55-55-14-575-5165 | C/S Instructors NOP | 0 | 100 | 0 | 0 | 0 |
| 55-55-14-575-5412 | M&S Prgrm.Spply.Special Events | 857 | 2,009 | 1,550 | 749 | 1,550 |
| ----- | | | | | | |
| TOTAL | Special Events | 857 | 2,337 | 1,936 | 749 | 1,700 |
| Historical Programs/Exhibits | | | | | | |
| 55-55-14-578-5412 | M&S Prgrm.Spply.Hist.Prgrm/Exh | 0 | 911 | 150 | 0 | 150 |
| ----- | | | | | | |
| TOTAL | Historical Programs/Exhibits | 0 | 911 | 150 | 0 | 150 |
| TOTAL | Programs | 7,159 | 11,125 | 9,528 | 4,954 | 11,358 |
| Time Travelers | | | | | | |

DATE: 03/05/2019
 TIME: 17:33:08
 ID: BP430000.WOW

SKOKIE PARK DISTRICT
 DETAILED BUDGET REPORT

FUND: Museum Fund

| ACCOUNT NUMBER | ACCOUNT DESCRIPTION | --2017-- | --2018-- | ----- 2019 ----- | | --2020-- |
|-----------------------|--------------------------------|----------|----------|------------------|-----------------|-----------|
| | | ACTUAL | ACTUAL | BUDGETED | 8 MO. ACTUAL | PROJECTED |
| ----- | | | | | | |
| Heritage Museum | | | | | | |
| Time Travelers | | | | | | |
| General | | | | | | |
| 55-55-26-576-5019 | S&W Instructors | 0 | 0 | 0 | 0 | 0 |
| 55-55-26-576-5039 | S&W Leaders | 2,753 | 3,718 | 5,335 | 1,435 | 1,435 |
| 55-55-26-576-5112 | C/S Transportation/Admissions | 0 | 538 | 1,165 | 0 | 0 |
| 55-55-26-576-5142 | C/S Facility Rental | 0 | 0 | 0 | 0 | 0 |
| 55-55-26-576-5164 | C/S ADA Compliance Instructors | 0 | 0 | 0 | 0 | 0 |
| 55-55-26-576-5207 | Communication | 0 | 0 | 0 | 0 | 0 |
| 55-55-26-576-5412 | M&S Program Supplies | 585 | 523 | 700 | 448 | 449 |
| ----- | | | | | | |
| TOTAL General | | 3,338 | 4,779 | 7,200 | 1,883 | 1,884 |
| TOTAL Time Travelers | | 3,338 | 4,779 | 7,200 | 1,883 | 1,884 |
| TOTAL Heritage Museum | | 116,045 | 128,557 | 148,629 | 80,899 | 141,433 |
| ----- | | | | | | |
| TOTAL REVENUES | | 29,189 | 33,566 | 43,771 | 19,020 | 33,432 |
| TOTAL EXPENSES | | 116,045 | 128,557 | 148,629 | 80,899 | 141,433 |
| SURPLUS (DEFICIT) | | (86,856) | (94,991) | (104,858) | (61,879) | (108,001) |
| ----- | | | | | | |

SPECIAL RECREATION FUND

3/5/2019

Skokie Park District
Fund 50
Special Recreation Fund
FY 2019/2020 Budget Analysis

| | FY 2019 Budget | FY 2019 8 Month Actual | FY 2019 Projected Year End | FY 2020 Budget |
|----------|-------------------|---------------------------|-------------------------------|-------------------|
| Revenues | 737,055 | 362,439 | 750,140 | 748,908 |
| Expenses | 750,111 | 504,302 | 736,204 | 760,690 |
| Net | (13,056) | (141,863) | 13,936 | (11,782) |

Fund Summary:

Fund 50

| | |
|------------------------------------|----------|
| Fund Balance as of 04/30/2018 | 35,214 |
| Projected Year End FY 2019: | 13,936 |
| Estimated Fund Balance 04/30/2019: | 49,150 |
| FY 2020 Budget: | (11,782) |
| Estimated Fund Balance 04/30/2020: | 37,368 |

DATE: 03/05/2019
 TIME: 17:33:17
 ID: BP430000.WOW

SKOKIE PARK DISTRICT
 DETAILED BUDGET REPORT

FUND: Special Recreation Fund

| ACCOUNT NUMBER | ACCOUNT DESCRIPTION | --2017-- ACTUAL | --2018-- ACTUAL | ----- BUDGETED | 2019 8 MO. ACTUAL | ----- PROJECTED | --2020-- REQUESTED BUDGET |
|------------------------------------|-------------------------------|--------------------|--------------------|-------------------|-------------------------|--------------------|---------------------------------|
| ----- | | | | | | | 0 |
| BEGINNING BALANCE | | | | | | | |
| General | | | | | | | |
| REVENUES | | | | | | | |
| Administration | | | | | | | |
| General | | | | | | | |
| 50-10-10-500-4001 | Real Estate Taxes | 769,000 | 717,278 | 736,891 | 362,319 | 750,000 | 748,848 |
| 50-10-10-500-4902 | Interest Income | 53 | 212 | 164 | 120 | 140 | 60 |
| 50-10-10-500-4999 | Transfers In | 0 | 0 | 0 | 0 | 0 | 0 |
| ----- | | | | | | | |
| TOTAL General | | 769,053 | 717,490 | 737,055 | 362,439 | 750,140 | 748,908 |
| TOTAL Administration | | 769,053 | 717,490 | 737,055 | 362,439 | 750,140 | 748,908 |
| TOTAL REVENUES: General | | 769,053 | 717,490 | 737,055 | 362,439 | 750,140 | 748,908 |
| EXPENSES | | | | | | | |
| Administration | | | | | | | |
| General | | | | | | | |
| 50-10-10-500-5164 | A.D.A. Compliance Instructors | 327,975 | 331,499 | 343,629 | 197,686 | 325,000 | 331,200 |
| 50-10-10-500-5805 | A.D.A. Programs | 9,458 | 7,486 | 8,000 | 8,530 | 8,530 | 8,000 |
| 50-10-10-500-5835 | Member District Contributions | 376,787 | 393,755 | 398,482 | 298,086 | 402,674 | 421,490 |
| 50-10-10-500-5849 | Paying Agent Fees | 0 | 0 | 0 | 0 | 0 | 0 |
| 50-10-10-500-5928 | Principal 2009 A | 0 | 0 | 0 | 0 | 0 | 0 |
| 50-10-10-500-5929 | Interest 2009 A | 0 | 0 | 0 | 0 | 0 | 0 |
| ----- | | | | | | | |
| TOTAL General | | 714,220 | 732,740 | 750,111 | 504,302 | 736,204 | 760,690 |
| TOTAL Administration | | 714,220 | 732,740 | 750,111 | 504,302 | 736,204 | 760,690 |
| TOTAL General | | 714,220 | 732,740 | 750,111 | 504,302 | 736,204 | 760,690 |
| TOTAL FUND REVENUES & BEG. BALANCE | | 769,053 | 717,490 | 737,055 | 362,439 | 750,140 | 748,908 |
| TOTAL FUND EXPENSES | | 714,220 | 732,740 | 750,111 | 504,302 | 736,204 | 760,690 |
| FUND SURPLUS (DEFICIT) | | 54,833 | (15,250) | (13,056) | (141,863) | 13,936 | (11,782) |

IMRF FUND

3/5/2019

SKOKIE PARK DISTRICT
FY 2019/2020 Budget Analysis
Fund 60
I.M.R.F. Fund

| | FY 2019 Budget | FY 2019 8 Month Actual | FY 2019 Projected Year End | FY 2020 Budget |
|----------|-------------------|---------------------------|-------------------------------|-------------------|
| Revenues | 671,250 | 322,833 | 670,200 | 650,096 |
| Expenses | 664,181 | 458,353 | 616,000 | 628,724 |
| Net | 7,069 | (135,520) | 54,200 | 21,372 |

Fund Summary:

Fund 60

| | |
|------------------------------------|---------|
| Fund Balance as of 04/30/2018: | 39,922 |
| Projected Year End FY 2019: | 54,200 |
| Estimated Fund Balance 04/30/2019: | 94,122 |
| FY 2020 Budget | 21,372 |
| Estimated Fund Balance 04/30/2020: | 115,494 |

WILL REDUCE 2019 LEVY IF NEEDED
WAITING ON AN INCREASE RATE FOR 2021

DATE: 03/05/2019
 TIME: 17:33:28
 ID: BP430000.WOW

SKOKIE PARK DISTRICT
 DETAILED BUDGET REPORT

FUND: I.M.R.F. Fund

| ACCOUNT NUMBER | ACCOUNT DESCRIPTION | --2017-- ACTUAL | --2018-- ACTUAL | ----- 2019 8 MO. BUDGETED | ----- 2019 8 MO. ACTUAL | ----- PROJECTED | --2020-- REQUESTED BUDGET |
|------------------------------------|--------------------------------|--------------------|--------------------|------------------------------------|----------------------------------|--------------------|---------------------------------|
| ----- | | | | | | | 0 |
| BEGINNING BALANCE | | | | | | | |
| General | | | | | | | |
| REVENUES | | | | | | | |
| Administration | | | | | | | |
| General | | | | | | | |
| 60-10-10-600-4001 | Real Estate Taxes | 692,675 | 618,765 | 671,400 | 322,634 | 670,000 | 650,000 |
| 60-10-10-600-4902 | Interest Income | 56 | 202 | 120 | 199 | 200 | 96 |
| | | ----- | | ----- | | ----- | |
| TOTAL General | | 692,731 | 618,967 | 671,520 | 322,833 | 670,200 | 650,096 |
| TOTAL Administration | | 692,731 | 618,967 | 671,520 | 322,833 | 670,200 | 650,096 |
| TOTAL REVENUES: General | | 692,731 | 618,967 | 671,520 | 322,833 | 670,200 | 650,096 |
| EXPENSES | | | | | | | |
| Administration | | | | | | | |
| General | | | | | | | |
| 60-10-10-600-5815 | I.M.R.F. Employer Contribution | 628,835 | 616,556 | 664,181 | 458,353 | 616,000 | 628,724 |
| | | ----- | | ----- | | ----- | |
| TOTAL General | | 628,835 | 616,556 | 664,181 | 458,353 | 616,000 | 628,724 |
| TOTAL Administration | | 628,835 | 616,556 | 664,181 | 458,353 | 616,000 | 628,724 |
| TOTAL General | | 628,835 | 616,556 | 664,181 | 458,353 | 616,000 | 628,724 |
| TOTAL FUND REVENUES & BEG. BALANCE | | 692,731 | 618,967 | 671,520 | 322,833 | 670,200 | 650,096 |
| TOTAL FUND EXPENSES | | 628,835 | 616,556 | 664,181 | 458,353 | 616,000 | 628,724 |
| FUND SURPLUS (DEFICIT) | | 63,896 | 2,411 | 7,339 | (135,520) | 54,200 | 21,372 |

**LIABILITY FUND
INSURANCE/SAFETY**

3/5/2019

SKOKIE PARK DISTRICT
FY 2019/2020 Budget Analysis
Fund 65
Liability Insurance Fund

| | FY 2019 Budget | FY 2019 8 Month Actual | FY 2019 Projected Year End | FY 2020 Budget |
|----------|-------------------|---------------------------|-------------------------------|-------------------|
| Revenues | 377,742 | 177,679 | 396,725 | 406,855 |
| Expenses | 433,407 | 267,183 | 434,793 | 458,589 |
| Net | (55,665) | (89,504) | (38,068) | (51,734) |

Fund Summary:

Fund 65

| | |
|------------------------------------|----------|
| Fund Balance as of 04/30/2018: | 56,926 |
| Projected FY 2019 Year End: | (38,068) |
| Estimated Fund Balance 04/30/2019: | 18,858 |
| FY 2020 Budget: | (51,734) |
| Estimated Fund Balance 04/30/2020: | (32,876) |

WILL INCREASE 2019 LEVY IF NEEDED

FUND: Liability Insurance Fund

| ACCOUNT NUMBER | ACCOUNT DESCRIPTION | --2017-- ACTUAL | --2018-- ACTUAL | BUDGETED | 2019 8 MO. ACTUAL | 2020 PROJECTED | --2020-- REQUESTED BUDGET |
|------------------------------------|---------------------------|--------------------|--------------------|----------|-------------------------|-------------------|---------------------------------|
| ----- | | | | | | | 0 |
| BEGINNING BALANCE | | | | | | | |
| General | | | | | | | |
| REVENUES | | | | | | | |
| Administration | | | | | | | |
| General | | | | | | | |
| 65-10-10-650-4001 | Real Estate Taxes | 418,152 | 358,017 | 375,942 | 174,717 | 392,213 | 402,505 |
| 65-10-10-650-4900 | Miscellaneous Revenue | 4,500 | 1,500 | 1,500 | 2,730 | 4,230 | 4,230 |
| 65-10-10-650-4902 | Interest Income | 217 | 302 | 300 | 232 | 282 | 120 |
| 65-10-10-650-4999 | Transfers In | 0 | 0 | 0 | 0 | 0 | 0 |
| ----- | | | | | | | |
| TOTAL General | | 422,869 | 359,819 | 377,742 | 177,679 | 396,725 | 406,855 |
| TOTAL Administration | | 422,869 | 359,819 | 377,742 | 177,679 | 396,725 | 406,855 |
| TOTAL REVENUES: General | | 422,869 | 359,819 | 377,742 | 177,679 | 396,725 | 406,855 |
| EXPENSES | | | | | | | |
| Administration | | | | | | | |
| General | | | | | | | |
| 65-10-10-650-5000 | S&W Division Heads | 21,513 | 21,394 | 22,810 | 15,229 | 22,841 | 23,439 |
| 65-10-10-650-5020 | S&W CPR Instructors | 0 | 0 | 2,500 | 1,165 | 1,750 | 3,750 |
| 65-10-10-650-5805 | Safety Programs | 50,679 | 49,377 | 76,675 | 28,624 | 72,500 | 88,575 |
| 65-10-10-650-5820 | Unemployment Compensation | 7,427 | 5,671 | 5,000 | 1,244 | 5,000 | 5,250 |
| 65-10-10-650-5825 | Liability Insurance | 317,608 | 323,282 | 336,422 | 220,921 | 332,702 | 337,575 |
| ----- | | | | | | | |
| TOTAL General | | 397,227 | 399,724 | 443,407 | 267,183 | 434,793 | 458,589 |
| TOTAL Administration | | 397,227 | 399,724 | 443,407 | 267,183 | 434,793 | 458,589 |
| TOTAL General | | 397,227 | 399,724 | 443,407 | 267,183 | 434,793 | 458,589 |
| TOTAL FUND REVENUES & BEG. BALANCE | | 422,869 | 359,819 | 377,742 | 177,679 | 396,725 | 406,855 |
| TOTAL FUND EXPENSES | | 397,227 | 399,724 | 443,407 | 267,183 | 434,793 | 458,589 |
| FUND SURPLUS (DEFICIT) | | 25,642 | (39,905) | (65,665) | (89,504) | (38,068) | (51,734) |

SOCIAL SECURITY FUND

3/5/2019

SKOKIE PARK DISTRICT
FY 2019/2020 Budget Analysis
Fund 70
Social Security Fund

| | FY 2019 Budget | FY 2019 8 Month Actuals | FY 2019 Projected Year End | FY 2020 Budget |
|----------|-------------------|----------------------------|-------------------------------|-------------------|
| Revenues | 772,005 | 365,976 | 817,280 | 835,222 |
| Expenses | 743,660 | 562,859 | 760,000 | 782,800 |
| Net | 28,345 | (196,883) | 57,280 | 52,422 |

Fund Summary:

Fund 70

| | |
|------------------------------------|----------|
| Fund Balance as of 04/30/2018: | (82,693) |
| Fy 2019 Projected Year End: | 57,280 |
| Estimated Fund Balance 04/30/2019: | (25,413) |
| FY 2020 Budget | 52,422 |
| Estimated Fund Balance 04/30/2020: | 27,009 |

CATCHING UP YEAR BY YEAR

DATE: 03/05/2019
 TIME: 17:33:45
 ID: BP430000.WOW

SKOKIE PARK DISTRICT
 DETAILED BUDGET REPORT

FUND: Social Security Fund

| ACCOUNT NUMBER | ACCOUNT DESCRIPTION | --2017-- ACTUAL | --2018-- ACTUAL | ----- BUDGETED | 2019 8 MO. ACTUAL | ----- PROJECTED | --2020-- REQUESTED BUDGET |
|------------------------------------|-----------------------|--------------------|--------------------|-------------------|-------------------------|--------------------|---------------------------------|
| ----- | | | | | | | 0 |
| BEGINNING BALANCE | | | | | | | |
| General | | | | | | | |
| REVENUES | | | | | | | |
| Administration | | | | | | | |
| General | | | | | | | |
| 70-10-10-700-4001 | Real Estate Taxes | 704,653 | 679,993 | 771,981 | 365,927 | 817,230 | 835,198 |
| 70-10-10-700-4900 | Miscellaneous Revenue | 0 | 0 | 0 | 0 | 0 | 0 |
| 70-10-10-700-4902 | Interest Income | 16 | 138 | 24 | 49 | 50 | 24 |
| ----- | | | | | | | |
| TOTAL General | | 704,669 | 680,131 | 772,005 | 365,976 | 817,280 | 835,222 |
| TOTAL Administration | | 704,669 | 680,131 | 772,005 | 365,976 | 817,280 | 835,222 |
| TOTAL REVENUES: General | | 704,669 | 680,131 | 772,005 | 365,976 | 817,280 | 835,222 |
| EXPENSES | | | | | | | |
| Administration | | | | | | | |
| General | | | | | | | |
| 70-10-10-700-5810 | Social Security Tax | 700,102 | 730,931 | 743,660 | 562,859 | 760,000 | 782,800 |
| ----- | | | | | | | |
| TOTAL General | | 700,102 | 730,931 | 743,660 | 562,859 | 760,000 | 782,800 |
| TOTAL Administration | | 700,102 | 730,931 | 743,660 | 562,859 | 760,000 | 782,800 |
| TOTAL General | | 700,102 | 730,931 | 743,660 | 562,859 | 760,000 | 782,800 |
| ----- | | | | | | | |
| TOTAL FUND REVENUES & BEG. BALANCE | | 704,669 | 680,131 | 772,005 | 365,976 | 817,280 | 835,222 |
| TOTAL FUND EXPENSES | | 700,102 | 730,931 | 743,660 | 562,859 | 760,000 | 782,800 |
| FUND SURPLUS (DEFICIT) | | 4,567 | (50,800) | 28,345 | (196,883) | 57,280 | 52,422 |

AUDIT FUND

3/5/2019

SKOKIE PARK DISTRICT
FY 2019/2020 Budget Analysis
Fund 80
Audit Fund

| | FY 2019 Budget | FY 2019 8 Month Actuals | FY 2019 Projected Year End | FY 2020 Budget |
|----------|-------------------|----------------------------|-------------------------------|-------------------|
| Revenues | 43,123 | 20,114 | 41,864 | 40,263 |
| Expenses | 40,000 | 39,000 | 39,000 | 40,000 |
| Net | 3,123 | (18,886) | 2,864 | 263 |

Fund Summary:

Fund 80

| | |
|------------------------------------|-------|
| Fund Balance as of 04/30/2018: | 2,717 |
| Projected FY 2019 Year End: | 2,864 |
| Estimated Fund Balance 04/30/2019: | 5,581 |
| FY 2020 Budget: | 263 |
| Estimated Fund Balance 04/30/2020: | 5,844 |

LEAVE SMALL BALANCE DUE TO POSSIBLE INCREASE IN AUDIT CHARGES FOR GASB WORK

DATE: 03/05/2019
 TIME: 17:33:58
 ID: BP430000.WOW

SKOKIE PARK DISTRICT
 DETAILED BUDGET REPORT

FUND: Audit Fund

| ACCOUNT NUMBER | ACCOUNT DESCRIPTION | --2017-- ACTUAL | --2018-- ACTUAL | BUDGETED | 2019 8 MO. ACTUAL | 2019 PROJECTED | --2020-- REQUESTED BUDGET |
|------------------------------------|--------------------------|--------------------|--------------------|----------|-------------------------|-------------------|---------------------------------|
| ----- | | | | | | | 0 |
| BEGINNING BALANCE | | | | | | | |
| General | | | | | | | |
| REVENUES | | | | | | | |
| Administration | | | | | | | |
| General | | | | | | | |
| 80-10-10-800-4001 | Real Estate Taxes | 40,200 | 38,698 | 43,111 | 20,100 | 41,849 | 40,251 |
| 80-10-10-800-4900 | Miscellaneous Revenue | 0 | 0 | 0 | 0 | 0 | 0 |
| 80-10-10-800-4902 | Interest Income | 3 | 10 | 12 | 14 | 15 | 12 |
| ----- | | | | | | | |
| TOTAL General | | 40,203 | 38,708 | 43,123 | 20,114 | 41,864 | 40,263 |
| TOTAL Administration | | 40,203 | 38,708 | 43,123 | 20,114 | 41,864 | 40,263 |
| TOTAL REVENUES: General | | 40,203 | 38,708 | 43,123 | 20,114 | 41,864 | 40,263 |
| EXPENSES | | | | | | | |
| Administration | | | | | | | |
| General | | | | | | | |
| 80-10-10-800-5105 | Audit Fees | 45,500 | 32,500 | 40,000 | 39,000 | 39,000 | 40,000 |
| 80-10-10-800-5116 | C/S Corporate Allocation | 0 | 0 | 0 | 0 | 0 | 0 |
| ----- | | | | | | | |
| TOTAL General | | 45,500 | 32,500 | 40,000 | 39,000 | 39,000 | 40,000 |
| TOTAL Administration | | 45,500 | 32,500 | 40,000 | 39,000 | 39,000 | 40,000 |
| TOTAL General | | 45,500 | 32,500 | 40,000 | 39,000 | 39,000 | 40,000 |
| TOTAL FUND REVENUES & BEG. BALANCE | | 40,203 | 38,708 | 43,123 | 20,114 | 41,864 | 40,263 |
| TOTAL FUND EXPENSES | | 45,500 | 32,500 | 40,000 | 39,000 | 39,000 | 40,000 |
| FUND SURPLUS (DEFICIT) | | (5,297) | 6,208 | 3,123 | (18,886) | 2,864 | 263 |

**BOND AND INTEREST FUND
DEBT SERVICE**

3/5/2019

SKOKIE PARK DISTRICT
FY 2019/2020 Budget Analysis
Fund 90
Bond & Interest Fund

| | FY 2019 Budget | FY 2019 8 Month Actuals | FY 2019 Projected Year End | FY 2020 Budget |
|----------|-------------------|----------------------------|-------------------------------|-------------------|
| Revenues | 5,189,487 | 1,366,455 | 2,893,304 | 5,146,668 |
| Expenses | 5,189,198 | 2,415,571 | 2,733,610 | 5,067,345 |
| Net | 289 | (1,049,116) | 159,694 | 79,323 |

Fund Summary:

Fund 90

| | |
|------------------------------------|-----------|
| Fund Balance as of 04/30/2018: | (262,894) |
| FY 2019 Projected Year end: | 159,694 |
| Estimated Fund Balance 04/30/2019: | (103,200) |
| FY 2020 Budget | 79,323 |
| Estimated Fund Balance 04/30/2020: | (23,877) |

TOOK OUT INTEREST COSTS ON ALTERNATE REVENUE SOURCE BONDS (NEW MONEY) AND MOVE
SHOULD BE CAUGHT UP BY NEXT YEAR

SKOKIE PARK DISTRICT
 DETAILED BUDGET REPORT

FUND: Bond and Interest Fund

| ACCOUNT NUMBER | ACCOUNT DESCRIPTION | --2017-- | --2018-- | 2019 | | --2020-- | |
|-------------------------|--------------------------------|-----------|-----------|-----------|--------------|-----------|------------------|
| | | ACTUAL | ACTUAL | BUDGETED | 8 MO. ACTUAL | PROJECTED | REQUESTED BUDGET |
| ----- | | | | | | | |
| BEGINNING BALANCE | | | | | | | 0 |
| General | | | | | | | |
| REVENUES | | | | | | | |
| Administration | | | | | | | |
| General | | | | | | | |
| 90-10-10-900-4001 | Real Estate Tax | 2,831,196 | 2,638,704 | 2,868,287 | 1,364,754 | 2,891,504 | 2,825,468 |
| 90-10-10-900-4900 | Miscellaneous Revenue | 0 | 0 | 0 | 0 | 0 | 0 |
| 90-10-10-900-4902 | Interest Income | 652 | 1,572 | 1,200 | 1,701 | 1,800 | 1,200 |
| 90-10-10-900-4986 | Proceeds from Bond Sale | 2,320,000 | 155,556 | 0 | 0 | 0 | 0 |
| 90-10-10-900-4987 | Bond Premium | 0 | 0 | 0 | 0 | 0 | 0 |
| 90-10-10-900-4989 | Other Funding Source Ref Bonds | 0 | 2,305,000 | 2,320,000 | 0 | 0 | 2,320,000 |
| ----- | | | | | | | |
| TOTAL General | | 5,151,848 | 5,100,832 | 5,189,487 | 1,366,455 | 2,893,304 | 5,146,668 |
| TOTAL Administration | | 5,151,848 | 5,100,832 | 5,189,487 | 1,366,455 | 2,893,304 | 5,146,668 |
| TOTAL REVENUES: General | | 5,151,848 | 5,100,832 | 5,189,487 | 1,366,455 | 2,893,304 | 5,146,668 |
| EXPENSES | | | | | | | |
| Administration | | | | | | | |
| General | | | | | | | |
| 90-10-10-900-5100 | C/S Professional Services | 33,000 | 30,500 | 34,500 | 0 | 0 | 30,000 |
| 90-10-10-900-5116 | C/S Corporate Allocation | 0 | 0 | 0 | 0 | 0 | 0 |
| 90-10-10-900-5849 | Paying Agent Fees | 5,700 | 5,700 | 8,550 | 5,175 | 6,000 | 7,400 |
| 90-10-10-900-5850 | Principal Springer Property | 0 | 0 | 0 | 0 | 0 | 0 |
| 90-10-10-900-5851 | Interest Springer Property | 0 | 0 | 0 | 0 | 0 | 0 |
| 90-10-10-900-5852 | Principal 1993B Issue | 0 | 0 | 0 | 0 | 0 | 0 |
| 90-10-10-900-5853 | Interest 1993 B Issue | 0 | 0 | 0 | 0 | 0 | 0 |
| 90-10-10-900-5854 | Principal 1994 A Issue | 0 | 0 | 0 | 0 | 0 | 0 |
| 90-10-10-900-5855 | Interest 1994 A Issue | 0 | 0 | 0 | 0 | 0 | 0 |
| 90-10-10-900-5856 | Principal 1994 B Issue | 0 | 0 | 0 | 0 | 0 | 0 |
| 90-10-10-900-5857 | Interest 1994 B Issue | 0 | 0 | 0 | 0 | 0 | 0 |
| 90-10-10-900-5858 | Principal 1995 Alternate | 0 | 0 | 0 | 0 | 0 | 0 |
| 90-10-10-900-5859 | Interest 1995 Alternate Issue | 0 | 0 | 0 | 0 | 0 | 0 |
| 90-10-10-900-5860 | Principal 1996 A Alternate Iss | 0 | 0 | 0 | 0 | 0 | 0 |
| 90-10-10-900-5861 | Interest 1996 A Alternate Issu | 0 | 0 | 0 | 0 | 0 | 0 |
| 90-10-10-900-5862 | Principal 1996 B GO Refnd.Issu | 0 | 0 | 0 | 0 | 0 | 0 |
| 90-10-10-900-5863 | Interest 1996 B GO Refnd.Issue | 0 | 0 | 0 | 0 | 0 | 0 |
| 90-10-10-900-5864 | Principal 1996 C Refnd.Issue | 0 | 0 | 0 | 0 | 0 | 0 |
| 90-10-10-900-5865 | Interest 1996 C Refnd.Issue | 0 | 0 | 0 | 0 | 0 | 0 |
| 90-10-10-900-5866 | Principal 1997 Lmtd.Refnd.Issu | 0 | 0 | 0 | 0 | 0 | 0 |
| 90-10-10-900-5867 | Interest 1997 Lmtd.Refnd.Issue | 0 | 0 | 0 | 0 | 0 | 0 |
| 90-10-10-900-5868 | Principal 1997 Unlmtd.Refnd Is | 0 | 0 | 0 | 0 | 0 | 0 |
| 90-10-10-900-5869 | Interest 1997 Unlmtd.Refnd.Iss | 0 | 0 | 0 | 0 | 0 | 0 |
| 90-10-10-900-5870 | Principal 1998 Lmtd.Refnd.Issu | 0 | 0 | 0 | 0 | 0 | 0 |

FUND: Bond and Interest Fund

| ACCOUNT NUMBER | ACCOUNT DESCRIPTION | --2017-- ACTUAL | --2018-- ACTUAL | BUDGETED | 2019 8 MO. ACTUAL | 2019 PROJECTED | --2020-- REQUESTED BUDGET |
|-------------------|--------------------------------|--------------------|--------------------|----------|-------------------------|-------------------|---------------------------------|
| General | | | | | | | |
| EXPENSES | | | | | | | |
| Administration | | | | | | | |
| General | | | | | | | |
| 90-10-10-900-5921 | Interest 2007B C.A.B.S. | 0 | 0 | 0 | 0 | 0 | 0 |
| 90-10-10-900-5922 | Principal 2007C Refndng.Issue | 0 | 0 | 0 | 0 | 0 | 0 |
| 90-10-10-900-5923 | Interest 2007C Refunding Issue | 0 | 0 | 0 | 0 | 0 | 0 |
| 90-10-10-900-5924 | Principal 2008A | 0 | 0 | 0 | 0 | 0 | 0 |
| 90-10-10-900-5925 | Interest 2008A | 0 | 0 | 0 | 0 | 0 | 0 |
| 90-10-10-900-5926 | Principal 2008B | 0 | 0 | 0 | 0 | 0 | 0 |
| 90-10-10-900-5927 | Interest 2008B Refundinf Issue | 0 | 0 | 0 | 0 | 0 | 0 |
| 90-10-10-900-5930 | Principal 2009B Refunding Issu | 0 | 0 | 0 | 0 | 0 | 0 |
| 90-10-10-900-5931 | Interest 2009B Ref. Issue | 0 | 0 | 0 | 0 | 0 | 0 |
| 90-10-10-900-5932 | Principal 2009C Ref.Issue | 0 | 0 | 0 | 0 | 0 | 0 |
| 90-10-10-900-5933 | Interest 2009C Ref.Issue | 0 | 0 | 0 | 0 | 0 | 0 |
| 90-10-10-900-5934 | Principal 2009D CABS | 0 | 0 | 0 | 0 | 0 | 0 |
| 90-10-10-900-5935 | Interest 2009D CABS | 0 | 0 | 0 | 0 | 0 | 0 |
| 90-10-10-900-5936 | Principal 2010A Refunding Issu | 0 | 0 | 0 | 0 | 0 | 0 |
| 90-10-10-900-5937 | Interest 2010 A Refunding Issu | 0 | 0 | 0 | 0 | 0 | 0 |
| 90-10-10-900-5938 | Principal 2010B Refunding Issu | 0 | 0 | 0 | 0 | 0 | 0 |
| 90-10-10-900-5939 | Interest 2010 B Refunding Issu | 0 | 0 | 0 | 0 | 0 | 0 |
| 90-10-10-900-5942 | Principal 2011B Lrg Ref.Issue | 0 | 0 | 0 | 0 | 0 | 0 |
| 90-10-10-900-5943 | Interest 2011B Lrg Ref.Issue | 0 | 0 | 0 | 0 | 0 | 0 |
| 90-10-10-900-5944 | Principal 2001C Sml Ref.Issue | 0 | 0 | 0 | 0 | 0 | 0 |
| 90-10-10-900-5945 | Interest 2011C Sml Ref.Issue | 0 | 0 | 0 | 0 | 0 | 0 |
| 90-10-10-900-5946 | Principal 2011D CABS | 0 | 0 | 0 | 0 | 0 | 0 |
| 90-10-10-900-5947 | Interest 2011D CABS | 0 | 0 | 0 | 0 | 0 | 0 |
| 90-10-10-900-5948 | Principal 2012A Lrg Ref Issue | 0 | 0 | 0 | 0 | 0 | 0 |
| 90-10-10-900-5949 | Interest 2012A Lrg Ref Issue | 0 | 0 | 0 | 0 | 0 | 0 |
| 90-10-10-900-5950 | Principal 2012B Sml Ref Issue | 0 | 0 | 0 | 0 | 0 | 0 |
| 90-10-10-900-5951 | Interest 2012B Sml Ref Issue | 0 | 0 | 0 | 0 | 0 | 0 |
| 90-10-10-900-5952 | Principal 2013A Refunding Issu | 0 | 0 | 0 | 0 | 0 | 0 |
| 90-10-10-900-5953 | Interest 2013A Refunding Issue | 0 | 0 | 0 | 0 | 0 | 0 |
| 90-10-10-900-5954 | Principal 2013B | 0 | 0 | 0 | 0 | 0 | 0 |
| 90-10-10-900-5955 | Interest 2013b Issue | 70,000 | 70,000 | 70,000 | 5,833 | 5,833 | 0 |
| 90-10-10-900-5956 | Principal 2014A Refunding Issu | 0 | 0 | 0 | 0 | 0 | 0 |
| 90-10-10-900-5957 | Interest 2014A Refunding Issue | 0 | 0 | 0 | 0 | 0 | 0 |
| 90-10-10-900-5958 | Principal 2015A Ref Issue | 2,265,000 | 0 | 0 | 0 | 0 | 0 |
| 90-10-10-900-5959 | Interest 2015A Ref. Issue | 39,637 | 0 | 0 | 0 | 0 | 0 |
| 90-10-10-900-5960 | Principal 2015B Series | 0 | 0 | 0 | 0 | 0 | 0 |
| 90-10-10-900-5961 | Interest 2015B Series | 85,000 | 85,000 | 85,000 | 7,083 | 7,083 | 0 |
| 90-10-10-900-5962 | Principal 2016A Lmtd Tax Bonds | 297,000 | 0 | 0 | 0 | 0 | 0 |

FUND: Bond and Interest Fund

| ACCOUNT NUMBER | ACCOUNT DESCRIPTION | --2017-- ACTUAL | --2018-- ACTUAL | ----- BUDGETED | 2019 8 MO. ACTUAL | ----- PROJECTED | --2020-- REQUESTED BUDGET |
|------------------------------------|--------------------------------|--------------------|--------------------|-------------------|-------------------------|--------------------|---------------------------------|
| General | | | | | | | |
| EXPENSES | | | | | | | |
| Administration | | | | | | | |
| General | | | | | | | |
| 90-10-10-900-5963 | Interest 2016A Lmtd Tax Bonds | 1,301 | 0 | 0 | 0 | 0 | 0 |
| 90-10-10-900-5964 | Principal 2016B Refending Issu | 0 | 2,300,000 | 0 | 0 | 0 | 0 |
| 90-10-10-900-5965 | Interest 2016B Refunding Issue | 46,167 | 26,833 | 0 | 0 | 0 | 0 |
| 90-10-10-900-5966 | Principal 2016C Lmtd Tax Bonds | 0 | 310,000 | 314,000 | 0 | 314,000 | 0 |
| 90-10-10-900-5967 | Interest 2016C Lmtd Tax Bonds | 3,850 | 5,814 | 2,381 | 340 | 2,381 | 0 |
| 90-10-10-900-5968 | Principal 2001 B CABS | 0 | 0 | 842,927 | 0 | 0 | 842,927 |
| 90-10-10-900-5969 | Interest 2001B CABS | 0 | 0 | 1,457,073 | 0 | 0 | 1,457,073 |
| 90-10-10-900-5970 | Principal Series 2017A Ref Iss | 0 | 0 | 2,320,000 | 2,320,000 | 2,320,000 | 0 |
| 90-10-10-900-5971 | Interest Series 2017A Ref Issu | 3,054 | 46,567 | 27,067 | 27,067 | 27,087 | 0 |
| 90-10-10-900-5972 | Principal Series 2017B Lmtd Tx | 0 | 97,223 | 0 | 0 | 0 | 0 |
| 90-10-10-900-5973 | Interest Series 2017B Lmtd Tax | 0 | 0 | 27,700 | 8,333 | 8,333 | 0 |
| 90-10-10-900-5974 | Principal Series 2018A Ref Iss | 0 | 0 | 0 | 0 | 0 | 2,305,000 |
| 90-10-10-900-5975 | Interest Series 2018A Ref Issu | 0 | 4,094 | 0 | 35,042 | 28,967 | 34,825 |
| 90-10-10-900-5976 | Principal Series 2018B DSEB Is | 0 | 0 | 0 | 0 | 0 | 380,000 |
| 90-10-10-900-5977 | Interest Series 2018B DSEB Iss | 0 | 0 | 0 | 6,698 | 13,926 | 10,120 |
| 90-10-10-900-5978 | Principal Series 2019A | 0 | 0 | 0 | 0 | 0 | 0 |
| 90-10-10-900-5979 | Interest Series 2019A | 0 | 0 | 0 | 0 | 0 | 0 |
| 90-10-10-900-5980 | Principal Series 2019B | 0 | 0 | 0 | 0 | 0 | 0 |
| 90-10-10-900-5981 | Interest Series 2019B | 0 | 0 | 0 | 0 | 0 | 0 |
| 90-10-10-900-5982 | Principal Series 2019C | 0 | 0 | 0 | 0 | 0 | 0 |
| 90-10-10-900-5983 | Interest Series 2019C | 0 | 0 | 0 | 0 | 0 | 0 |
| 90-10-10-900-5987 | Bond Discount | 0 | 0 | 0 | 0 | 0 | 0 |
| TOTAL General | | 5,135,341 | 5,252,466 | 5,189,198 | 2,415,571 | 2,733,610 | 5,067,345 |
| TOTAL Administration | | 5,135,341 | 5,252,466 | 5,189,198 | 2,415,571 | 2,733,610 | 5,067,345 |
| TOTAL General | | 5,135,341 | 5,252,466 | 5,189,198 | 2,415,571 | 2,733,610 | 5,067,345 |
| TOTAL FUND REVENUES & BEG. BALANCE | | 5,151,848 | 5,100,832 | 5,189,487 | 1,366,455 | 2,893,304 | 5,146,668 |
| TOTAL FUND EXPENSES | | 5,135,341 | 5,252,466 | 5,189,198 | 2,415,571 | 2,733,610 | 5,067,345 |
| FUND SURPLUS (DEFICIT) | | 16,507 | (151,634) | 289 | (1,049,116) | 159,694 | 79,323 |

BUILDING IMPROVEMENT FUND

3/5/2019

SKOKIE PARK DISTRICT
FY 2019/2020 Budget Analysis
Fund 11
Building Improvement

| | FY 2019 Budget | FY 2019 8 Month Actuals | FY 2019 Projected Year End | FY 2020 Budget |
|----------|-------------------|----------------------------|-------------------------------|-------------------|
| Revenues | 775,400 | 776,799 | 777,050 | 2,400,400 |
| Expenses | 1,607,932 | 1,205,686 | 1,473,930 | 1,835,000 |
| Net | (832,532) | (428,887) | (696,880) | 565,400 |

Fund Summary:

| | Fund 11 |
|------------------------------------|-----------|
| Fund Balance as of 04/30/2018: | 1,890,186 |
| FY 2019 Projected Year End: | (696,880) |
| Projected Fund Balance 04/30/2019: | 1,193,306 |
| FY 2020 Budget: | 565,400 |
| Projected Fund Balance 04/30/2020: | 1,758,706 |

FUND: Building Improvement

| ACCOUNT NUMBER | ACCOUNT DESCRIPTION | --2017-- ACTUAL | --2018-- ACTUAL | ----- BUDGETED | 2019 8 MO. ACTUAL | ----- PROJECTED | --2020-- REQUESTED BUDGET |
|----------------------------|---------------------------------|--------------------|--------------------|-------------------|-------------------------|--------------------|---------------------------------|
| BEGINNING BALANCE | | | | | | | 0 |
| General | | | | | | | |
| REVENUES | | | | | | | |
| Administration | | | | | | | |
| Building Improvement | | | | | | | |
| 11-10-10-111-4900 | Miscellaneous Revenue | 100 | 0 | 100 | 0 | 50 | 100 |
| 11-10-10-111-4902 | Interest Income | 1,796 | 6,700 | 300 | 5,799 | 6,000 | 300 |
| 11-10-10-111-4986 | Proceeds from Bond Sale | 0 | 2,344,444 | 775,000 | 771,000 | 771,000 | 2,000,000 |
| 11-10-10-111-4987 | Bond Premium | 0 | 148,600 | 0 | 0 | 0 | 0 |
| 11-10-10-111-4996 | Grants/Donations | 0 | 0 | 0 | 0 | 0 | 400,000 |
| 11-10-10-111-4999 | Transfers In | 0 | 0 | 0 | 0 | 0 | 0 |
| TOTAL Building Improvement | | 1,896 | 2,499,744 | 775,400 | 776,799 | 777,050 | 2,400,400 |
| TOTAL Administration | | 1,896 | 2,499,744 | 775,400 | 776,799 | 777,050 | 2,400,400 |
| TOTAL REVENUES: General | | 1,896 | 2,499,744 | 775,400 | 776,799 | 777,050 | 2,400,400 |
| EXPENSES | | | | | | | |
| Administration | | | | | | | |
| Building Improvement | | | | | | | |
| 11-10-10-111-5100 | C/S Professional Fees | 10,763 | 40,893 | 25,000 | 41,403 | 46,404 | 25,000 |
| 11-10-10-111-5899 | Transfers Out | 258,000 | 128,052 | 303,732 | 202,488 | 303,732 | 160,000 |
| 11-10-10-111-5987 | Bond Discount | 0 | 15,625 | 0 | 0 | 0 | 0 |
| 11-10-10-111-6000 | C/P Computer Equipment | 0 | 0 | 0 | 0 | 0 | 0 |
| 11-10-10-111-6001 | C/P Security Improvements | 0 | 0 | 0 | 0 | 0 | 0 |
| 11-10-10-111-6012 | C/P Skate Park | 0 | 0 | 0 | 0 | 0 | 0 |
| 11-10-10-111-6024 | C/P WLC Improvements | 0 | 0 | 0 | 0 | 0 | 0 |
| 11-10-10-111-6025 | C/P Skatium Carpet/Lighting Rp | 0 | 0 | 0 | 0 | 0 | 0 |
| 11-10-10-111-6031 | C/P Skokie Park Tennis Center | 0 | 0 | 0 | 0 | 0 | 0 |
| 11-10-10-111-6036 | C/P Weber Pk. Landscape/Sidewk | 0 | 0 | 0 | 0 | 0 | 0 |
| 11-10-10-111-6037 | C/P WPCC Repairs/Renovations | 4,998 | 599 | 0 | 0 | 0 | 0 |
| 11-10-10-111-6040 | C/P Major Repairs | 160,114 | 19,155 | 23,500 | 224 | 224 | 23,500 |
| 11-10-10-111-6041 | C/P Parking Lot Repairs | 54,000 | 0 | 0 | 0 | 0 | 0 |
| 11-10-10-111-6042 | C/P EONC Repairs | 102,089 | 27,797 | 25,000 | 28,199 | 48,423 | 0 |
| 11-10-10-111-6080 | C/P Schack Pk. Tennis Courts | 0 | 0 | 0 | 0 | 0 | 0 |
| 11-10-10-111-6081 | C/P Emerson Park Tennis Courts | 0 | 0 | 0 | 0 | 0 | 0 |
| 11-10-10-111-6250 | C/P Service Center Misc.Items | 0 | 0 | 0 | 0 | 0 | 0 |
| 11-10-10-111-6349 | C/P Service Center Renovations | 0 | 0 | 0 | 0 | 0 | 0 |
| 11-10-10-111-6350 | C/P Park Renovations | 88,374 | 295,403 | 7,500 | 213,308 | 242,136 | 0 |
| 11-10-10-111-6351 | C/P Skatium/Revenue Facilty Upg | 0 | 40,438 | 690,000 | 86,979 | 86,979 | 170,000 |
| 11-10-10-111-6353 | C/P SWP Renovations | 223,801 | 71,389 | 0 | 0 | 0 | 0 |
| 11-10-10-111-6354 | C/P Terminal Pk. Renovations | 0 | 0 | 0 | 0 | 0 | 0 |
| 11-10-10-111-6355 | C/P Oakton Laramie P/L Lights | 0 | 0 | 0 | 0 | 0 | 0 |
| 11-10-10-111-6356 | C/P TLC Repairs/Renovations | 0 | 0 | 0 | 0 | 0 | 0 |

DATE: 03/05/2019
 TIME: 17:34:15
 ID: BP430000.WOW

SKOKIE PARK DISTRICT
 DETAILED BUDGET REPORT

FUND: Building Improvement

| ACCOUNT NUMBER | ACCOUNT DESCRIPTION | --2017-- | --2018-- | ----- 2019 ----- | | --2020-- | |
|------------------------------------|--------------------------------|-------------|-----------|------------------|-----------------|-----------|---------------------|
| | | ACTUAL | ACTUAL | BUDGETED | 8 MO. ACTUAL | PROJECTED | REQUESTED BUDGET |
| General | | | | | | | |
| EXPENSES | | | | | | | |
| Administration | | | | | | | |
| Building Improvement | | | | | | | |
| 11-10-10-111-6357 | C/P Teen Ctr/Legion | 0 | 0 | 0 | 0 | 0 | |
| 11-10-10-111-6358 | C/P Fitness First Repairs/Renv | 0 | 0 | 0 | 0 | 0 | |
| 11-10-10-111-6359 | C/P SHM Repairs/Renovations | 0 | 0 | 0 | 0 | 12,000 | |
| 11-10-10-111-6360 | C/P Concrete Dugouts | 0 | 0 | 0 | 0 | 0 | |
| 11-10-10-111-6362 | C/P EONC Repairs/Renovations | 0 | 0 | 0 | 0 | 0 | |
| 11-10-10-111-6363 | C/P DAC Repairs/Renovations | 15,554 | 33,207 | 0 | 460 | 460 | |
| 11-10-10-111-6364 | C/P OCC Projects | 55,248 | 4,905 | 0 | 4,950 | 4,950 | |
| 11-10-10-111-6365 | C/P SkokieSportsPark Projects | 30,000 | 10,047 | 93,500 | 37,054 | 84,115 | |
| 11-10-10-111-6367 | C/P DCC Projects | 31,570 | 0 | 10,000 | 968 | 9,969 | |
| 11-10-10-111-6369 | C/P WLC Repairs/Renovations | 5,074 | 15,765 | 350,000 | 425,336 | 425,336 | |
| 11-10-10-111-6370 | C/P Soccer/Dog Repairs/Renovat | 0 | 0 | 0 | 0 | 0 | |
| 11-10-10-111-6371 | C/P DRC Repairs/Renovations | 0 | 0 | 0 | 0 | 0 | |
| 11-10-10-111-6372 | C/P Shelter Repairs/Renovation | 0 | 0 | 0 | 0 | 0 | |
| 11-10-10-111-6373 | C/P Laramie Park Scoreboard | 0 | 0 | 0 | 17,225 | 17,225 | |
| 11-10-10-111-6374 | C/P Gramma's House | 0 | 0 | 0 | 0 | 0 | |
| 11-10-10-111-6375 | C/P Tennis Courts Repairs | 0 | 0 | 0 | 0 | 0 | |
| 11-10-10-111-6376 | C/P SSP EAST | 0 | 0 | 12,500 | 17,695 | 18,645 | |
| 11-10-10-111-6377 | C/P Laramie Park Renovations | 0 | 0 | 0 | 0 | 0 | |
| 11-10-10-111-6423 | C/P Studio Rink Repairs | 0 | 0 | 0 | 0 | 0 | |
| 11-10-10-111-6446 | C/P SPD Electronic Signs | 0 | 0 | 0 | 0 | 0 | |
| 11-10-10-111-6550 | C/P Vehicles & Equipment | 0 | 0 | 0 | 0 | 0 | |
| 11-10-10-111-6561 | C/P Trash Recepticles | 0 | 0 | 0 | 0 | 0 | |
| 11-10-10-111-6563 | C/P Fencing | 0 | 0 | 0 | 0 | 0 | |
| 11-10-10-111-6569 | C/P Basketball Court Color Ctn | 15,500 | 0 | 45,200 | 9,552 | 42,752 | |
| 11-10-10-111-6571 | C/P Tennis Court Color Coating | 23,500 | 0 | 22,000 | 75,585 | 97,585 | |
| 11-10-10-111-6626 | C/P Main/Hamlin Tennis Courts | 0 | 0 | 0 | 0 | 0 | |
| 11-10-10-111-6627 | C/P Village BP OD Fitness Eqpt | 0 | 0 | 0 | 44,260 | 44,995 | |
| 11-10-10-111-6911 | C/P Upgrade Phone Systems All | 0 | 0 | 0 | 0 | 0 | |
| TOTAL Building Improvement | | 1,078,585 | 703,275 | 1,607,932 | 1,205,686 | 1,473,930 | 1,835,000 |
| TOTAL Administration | | 1,078,585 | 703,275 | 1,607,932 | 1,205,686 | 1,473,930 | 1,835,000 |
| TOTAL General | | 1,078,585 | 703,275 | 1,607,932 | 1,205,686 | 1,473,930 | 1,835,000 |
| TOTAL FUND REVENUES & BEG. BALANCE | | 1,896 | 2,499,744 | 775,400 | 776,799 | 777,050 | 2,400,400 |
| TOTAL FUND EXPENSES | | 1,078,585 | 703,275 | 1,607,932 | 1,205,686 | 1,473,930 | 1,835,000 |
| FUND SURPLUS (DEFICIT) | | (1,076,689) | 1,796,469 | (832,532) | (428,887) | (696,880) | 565,400 |

Total Capital Project 2019-2020

March 5, 2019

| Fund 11 Proposed Projects | 2019-2020 |
|--|--------------------|
| Laramie Park | |
| Park & playground renovation | \$1,300,000 |
| Skokie Heritage Museum | |
| Replace donate a brick are with new bricks | \$12,000 |
| Terminal Park | |
| Replace backstop, full replacement | \$28,500 |
| WLC - Skatium | |
| Compressor | \$55,000 |
| Upgrade Building Automation System (BAS) | \$115,000 |
| Weber Leisure Center | |
| Phone system upgrade | \$75,000 |
| Color Coat Basketball & Tennis Courts | |
| Chippewa stripe basketball court | \$1,000 |
| Lee Wright: Stripe basketball court | \$1,000 |
| Lockwood: Color coat basketball courts | \$7,500 |
| Lyon: Color coat tennis courts | \$12,000 |
| Tecumseh: Color coat basketball court | \$10,500 |
| Winnebago: Color coat basketball court | \$9,000 |
| Miscellaneous | |
| Misc. Facility repairs (contingency) | \$15,000 |
| Park water/sewer repairs (contingency) | \$8,500 |
| Professional Fees | \$25,000 |
| TOTAL FUND 11 PROJECTS | \$1,675,000 |

**VEHICLE & EQUIPMENT
REPLACEMENT FUND**

3/5/2019

SKOKIE PARK DISTRICT
FY 2019/2020 Budget Analysis
Fund 12
Vehicle and Equipment Replacement

| | FY 2019 Budget | FY 2019 8 Month Actuals | FY 2019 Projected Year End | FY 2020 Budget |
|----------|-------------------|----------------------------|-------------------------------|-------------------|
| Revenues | 313,787 | 222,109 | 323,387 | 170,240 |
| Expenses | 364,500 | 200,753 | 387,102 | 195,300 |
| Net | (50,713) | 21,356 | (63,715) | (25,060) |

Fund Summary:

| | Fund 12 |
|------------------------------------|----------|
| Fund Balance as of 04/30/2018: | 89,362 |
| FY 2019 Projected Net Results | (63,715) |
| Projected Fund balance 04/30/2019: | 25,647 |
| FY 2020 Budget: | (25,060) |
| Projected Fund balance 04/30/2020: | 587 |

DATE: 03/05/2019
 TIME: 17:34:24
 ID: BP430000.WOW

SKOKIE PARK DISTRICT
 DETAILED BUDGET REPORT

FUND: Replacement Fund

| ACCOUNT NUMBER | ACCOUNT DESCRIPTION | --2017-- ACTUAL | --2018-- ACTUAL | ----- BUDGETED | 2019 8 MO. ACTUAL | ----- PROJECTED | --2020-- REQUESTED BUDGET |
|------------------------------------|----------------------------|--------------------|--------------------|-------------------|-------------------------|--------------------|---------------------------------|
| BEGINNING BALANCE | | | | | | | 0 |
| General | | | | | | | |
| REVENUES | | | | | | | |
| Administration | | | | | | | |
| Replacements | | | | | | | |
| 12-10-10-121-4900 | Miscellaneous Revenue | 16,231 | 31,097 | 10,000 | 19,254 | 19,255 | 10,000 |
| 12-10-10-121-4902 | Interest Income | 43 | 167 | 55 | 367 | 400 | 240 |
| 12-10-10-121-4986 | Proceeds from Bond Sale | 0 | 0 | 0 | 0 | 0 | 0 |
| 12-10-10-121-4996 | Grants/Donations | 0 | 0 | 0 | 0 | 0 | 0 |
| 12-10-10-121-4999 | Transfers In | 258,000 | 128,052 | 303,732 | 202,488 | 303,732 | 160,000 |
| TOTAL Replacements | | 274,274 | 159,316 | 313,787 | 222,109 | 323,387 | 170,240 |
| TOTAL Administration | | 274,274 | 159,316 | 313,787 | 222,109 | 323,387 | 170,240 |
| TOTAL REVENUES: General | | 274,274 | 159,316 | 313,787 | 222,109 | 323,387 | 170,240 |
| EXPENSES | | | | | | | |
| Administration | | | | | | | |
| Replacements | | | | | | | |
| 12-10-10-121-5519 | E&R Car Lease Payments | 0 | 0 | 0 | 0 | 0 | 0 |
| 12-10-10-121-5589 | E&R Equipment Replacements | 171,767 | 30,440 | 304,500 | 125,671 | 272,113 | 102,800 |
| 12-10-10-121-5591 | E&R Vehicle Replacements | 87,546 | 56,569 | 60,000 | 75,082 | 114,989 | 92,500 |
| TOTAL Replacements | | 259,313 | 87,009 | 364,500 | 200,753 | 387,102 | 195,300 |
| TOTAL Administration | | 259,313 | 87,009 | 364,500 | 200,753 | 387,102 | 195,300 |
| TOTAL General | | 259,313 | 87,009 | 364,500 | 200,753 | 387,102 | 195,300 |
| TOTAL FUND REVENUES & BEG. BALANCE | | 274,274 | 159,316 | 313,787 | 222,109 | 323,387 | 170,240 |
| TOTAL FUND EXPENSES | | 259,313 | 87,009 | 364,500 | 200,753 | 387,102 | 195,300 |
| FUND SURPLUS (DEFICIT) | | 14,961 | 72,307 | (50,713) | 21,356 | (63,715) | (25,060) |

| Fund 12 Proposed Projects | 2019-2020 |
|---|------------------|
| Vehicle and Equipment Replacements | |
| #6 Operations Supervisor | \$27,500 |
| #23 Operations Crew | \$30,000 |
| #34 Delivery Truck | \$35,000 |
| #200 John Deere Tractor/Ball Diamond Crew | \$38,500 |
| #206 Utility Cart | \$27,500 |
| Diesel Fork Lift Service Center | \$25,000 |
| Plow for unit 114 | \$5,700 |
| Athletic equipment trailer | \$6,100 |
| TOTAL FUND 12 PROJECTS | \$195,300 |

MAJOR PROJECTS FUND

3/5/2019

SKOKIE PARK DISTRICT
FY 2019/2020 Budget Analysis
Fund 91
Major Capital Projects Fund

| | FY 201 Budget | FY 2019 8 Month Actuals | FY 2019 Projected Year End | FY 2020 Budget |
|----------|------------------|----------------------------|-------------------------------|-------------------|
| Revenues | 3,091,000 | 18,065 | 18,065 | 500,000 |
| Expenses | - | 788,991 | 807,765 | - |
| Net | 3,091,000 | (770,926) | (789,700) | 500,000 |

Fund Summary:

Fund 91

| | |
|------------------------------------|-------------|
| Fund Balance as of 04/30/2018: | (2,731,800) |
| FY 2019 Projected Year End: | (789,700) |
| Projected Fund Balance 04/30/2019: | (3,521,500) |
| FY 2020 Budget: | 500,000 |
| Projected Fund Balance 04/30/2020: | (3,021,500) |

WAITING ON BALANCE OF SALE OF PROPERTY (\$2,500,000) AND LOOKING INTO
WAYS TO MAKE THIS FUND WHOLE.

SKOKIE PARK DISTRICT
 DETAILED BUDGET REPORT

FUND: Capital Imp.Fund Major Project

| ACCOUNT NUMBER | ACCOUNT DESCRIPTION | --2017-- ACTUAL | --2018-- ACTUAL | ----- BUDGETED | 2019 8 MO. ACTUAL | ----- PROJECTED | --2020-- REQUESTED BUDGET |
|------------------------------------|---------------------------------|--------------------|--------------------|-------------------|-------------------------|--------------------|---------------------------------|
| BEGINNING BALANCE | | | | | | | 0 |
| General | | | | | | | |
| REVENUES | | | | | | | |
| Administration | | | | | | | |
| General | | | | | | | |
| 91-10-10-910-4900 | Miscellaneous Revenue | 0 | 38,398 | 0 | 18,065 | 18,065 | 0 |
| 91-10-10-910-4902 | Interest Income | 17,834 | 3,891 | 1,000 | 0 | 0 | 0 |
| 91-10-10-910-4904 | Sale of Property | 0 | 938 | 3,000,000 | 0 | 0 | 500,000 |
| 91-10-10-910-4986 | Proceeds From Bond Sale | 624,000 | 0 | 90,000 | 0 | 0 | 0 |
| 91-10-10-910-4999 | Transfers In | 0 | 0 | 0 | 0 | 0 | 0 |
| TOTAL General | | 641,834 | 43,227 | 3,091,000 | 18,065 | 18,065 | 500,000 |
| TOTAL Administration | | 641,834 | 43,227 | 3,091,000 | 18,065 | 18,065 | 500,000 |
| TOTAL REVENUES: General | | 641,834 | 43,227 | 3,091,000 | 18,065 | 18,065 | 500,000 |
| EXPENSES | | | | | | | |
| Administration | | | | | | | |
| General | | | | | | | |
| 91-10-10-910-5100 | C/S Professional Fees | 309,280 | 0 | 0 | 1,117 | 1,118 | 0 |
| 91-10-10-910-5899 | Transfers Out | 0 | 0 | 0 | 0 | 0 | 0 |
| 91-10-10-910-6079 | Ballfield Construction | 0 | 0 | 0 | 0 | 0 | 0 |
| 91-10-10-910-6080 | Schack Park Tennis Courts | 0 | 0 | 0 | 0 | 0 | 0 |
| 91-10-10-910-6350 | Park Sites Renovations | 0 | 0 | 0 | 13,206 | 13,207 | 0 |
| 91-10-10-910-6351 | Skatium/Rev.Faclities Upgrades | 0 | 0 | 0 | 0 | 0 | 0 |
| 91-10-10-910-6352 | Channel Property | 0 | 0 | 0 | 0 | 0 | 0 |
| 91-10-10-910-6353 | SWP Renovations | 0 | 0 | 0 | 0 | 0 | 0 |
| 91-10-10-910-6356 | Howard St./T.L.C. Property | 0 | 0 | 0 | 0 | 0 | 0 |
| 91-10-10-910-6358 | Fit First Renovations | 681,199 | 3,865,362 | 0 | (28,478) | (19,707) | 0 |
| 91-10-10-910-6359 | Floral Avenue Property | 0 | 0 | 0 | 0 | 0 | 0 |
| 91-10-10-910-6361 | Portable Stage Pads | 0 | 0 | 0 | 0 | 0 | 0 |
| 91-10-10-910-6370 | Soccer/Dog Park Fields | 0 | 0 | 0 | 0 | 0 | 0 |
| 91-10-10-910-6373 | Laramie Park Shelter | 0 | 0 | 0 | 0 | 0 | 0 |
| 91-10-10-910-6376 | SportsPark East | 0 | 0 | 0 | 950 | 950 | 0 |
| 91-10-10-910-6385 | Oakton Street Property(Springr) | 0 | 0 | 0 | 0 | 0 | 0 |
| 91-10-10-910-6520 | Park Services Relocation | 3,455,847 | 2,284,800 | 0 | 802,196 | 812,197 | 0 |
| TOTAL General | | 4,446,326 | 6,150,162 | 0 | 788,991 | 807,765 | 0 |
| TOTAL Administration | | 4,446,326 | 6,150,162 | 0 | 788,991 | 807,765 | 0 |
| TOTAL General | | 4,446,326 | 6,150,162 | 0 | 788,991 | 807,765 | 0 |
| TOTAL FUND REVENUES & BEG. BALANCE | | 641,834 | 43,227 | 3,091,000 | 18,065 | 18,065 | 500,000 |
| TOTAL FUND EXPENSES | | 4,446,326 | 6,150,162 | 0 | 788,991 | 807,765 | 0 |
| FUND SURPLUS (DEFICIT) | | (3,804,492) | (6,106,935) | 3,091,000 | (770,926) | (789,700) | 500,000 |